



ANNUAL SPRING BULL

& COMMERCIAL FEMALE SALE

THURSDAY, MARCH 4, 2010 | 12:30 P.M.

64 LIMOUSIN & LIM-FLEX BULLS
225 REGISTERED & COMMERCIAL
ANGUS FEMALES

FRIDAY, MARCH 5, 2010 | 10:00 A.M.

547 ANGUS BULLS



AT THE RANCH | YUKON, OKLAHOMA

On Behalf of Express Ranches Welcome...



2202 N. 11th Street
Yukon, Oklahoma 73099



Welcome to Express Ranches for our 16th Annual Spring Bull Sale. Our past customers are greatly appreciated, and our primary goal is to strive to maintain and earn your business. If this is the first time you have considered Express as a genetic source for your operation, you will find that we work to produce the best bulls possible and back these genetics with the best service in the industry.

While our objective is to produce balanced-trait, problem-free cattle that excel in phenotype, I would like to highlight a few of the facts on the Angus bull offering:

Of the 547 Angus Bulls Selling:

- 519** Bulls Scanned over a 12.4 sq in Ribeye. (Breed Average 12.4)
- 307** Bulls Scanned over a 15.0 sq in Ribeye. (Breed Average 12.4)
- 160** Bulls Scanned over a 16.0 sq in Ribeye. (Breed Average 12.4)
- 387** Bulls exceed breed average for REA EPD
- 391** Bulls exceed breed average for Marbling EPD
- 407** Bulls are 2.9 or less for BW EPD
- 228** Bulls are 2.0 or less for BW EPD
- 440** Bulls are Greater than \$41.10 on \$B. (Breed Average \$41.10)
- 423** Bulls are over +82 for YW EPD. (Breed Average +82)
- 401** Bulls are over +45 for WW EPD. (Breed Average +45)
- 370** Bulls post yearling weights above 1,200 lbs.
- 178** Bulls post yearling weights above 1,300 lbs.
- 50** Bulls post yearling weights above 1,400 lbs.

With all of us experiencing economic challenges, we feel one of the most important decisions cattlemen have to make is bull selection. Proper bull selection allows us to optimize opportunities to turn a profit and maximize land, labor and cowherd.

At Express, we constantly strive to blend technology with common sense to supply you, our customer, with the best bulls we can produce.

If Kevin, Mark, Donnie, John, Jason, I or any of our crew can answer any questions or supply additional information, please don't hesitate to call.

Thanks for your interest in Express Ranches' genetics.

Jarold Callahan

P.S. All bulls are AM- and NH-free, and are guaranteed free of all currently known lethal genetic defects.



SALE SCHEDULE

WEDNESDAY, MARCH 3, 2010

12:00 p.m. - Bulls & Females
Available for Viewing

MOTEL ACCOMODATIONS

Hampton Inn, Yukon, OK

(I-40 & Garth Brooks Blvd.), (405) 350-6400,
just 4 mi. south of ranch

Best Western, Yukon, OK

(I-40 & Mustang Rd.), (877) 429-4795,
10 minutes from the ranch.

Comfort Inn & Suites

(I-40 & Mustang Rd.), (405) 577-6500,
10 minutes from the ranch.

Hilton Garden Inn, Oklahoma City, OK

(I-40 & Meridian), (405) 942-1400

*Ask for the Express Ranch
block of rooms at each hotel.*

THURSDAY, MARCH 4, 2010

11:30 a.m. - Lunch

12:30 p.m. - Limousin & Lim-Flex Bull Sale

2:15 p.m. (est.) - Registered & Commercial Female Sale

4:00 p.m. - Hors d'oeuvres & Viewing of Angus Bull Offering

DOWNLOAD SALE CATALOGS ONLINE AT:

www.ExpressRanches.com



FRIDAY, MARCH 5, 2010

7:30 a.m. - Breakfast Burritos, Coffee,
Juice & Pastries

10:00 a.m. - Angus Bull Sale

AIR TRANSPORTATION

Will Rogers World Airport in Oklahoma City
is only 15 minutes from the Yukon ranch and
is served by most major airlines.

For assistance with travel arrangements,
please call:

Express Travel Service (800) 828-3124,
or Express Ranches (800) 664-3977.

2202 N. 11th Street, Yukon, Oklahoma 73099 • Bob Funk, Owner • Jarold Callahan, President • 800-664-3977 • 405-350-0044

www.expressranches.com

WELCOME TO *EXPRESS RANCHES*



Express Ranches Personnel, as pictured from left to right.

- Mark Squires, Office Administrator (405) 350-0044 - office
- Jarold Callahan, President (405) 590-3061 - cell
- Donnie Robertson, Vice President of Marketing (405) 206-1886 - cell
- Kevin Hafner, Vice President of Operations (405) 641-8100 - cell
- John Edwards, Vice President (325) 248-4453 - cell
- Jason Shepard, Herd Manager - (405) 245-9627
- Dan Kelley, Asst. Manager - (405) 642-9715 - cell
- Brian Clark, Asst. Manager - (405) 642-9714 - cell
- Miles Shout, Asst. Manager - (405) 269-9219 - cell

Authorized Marketing Agents

- National Cattle Services Eddie Sims - (580) 492-4590 or 595-1626
- Ellis Management Group Dan Ellis - (406) 698-3783
- MCS Auction Service Matt Sims - (405) 641-6081
- Steven Hines (352) 258-5173
- Joe Paul Stuart (903) 278-4718
- Grassroots Genetics Mark Smith - (515) 229-5227
- R&R Marketing Randy Ratliff - (615) 330-2735
- Jon Fox (780) 808-6860
- Dustin Layton (405) 464-2455



Jason Shepard



Dan Kelley



Brian Clark



Miles Shout



**Sale-Day Phone Number:
(405) 350-0044**

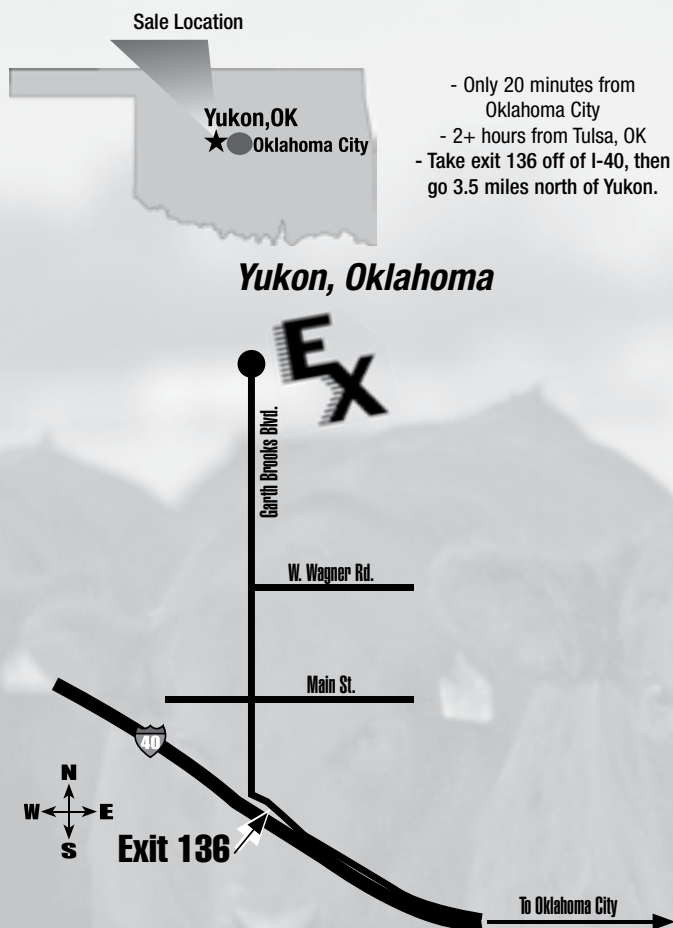
**Bid Online Live:
Live Auctions.TV**

2202 N. 11th Street, Yukon, Oklahoma 73099
800-664-3977 • 405-350-0044 • www.expressranches.com

“From all of us at Express Ranches, we invite you to attend our Annual Spring Bull and Commercial Female Sale.”

All Bulls Selling Are Free Of AM & NH

Location: The ranch and sale headquarters is located west of Oklahoma City just north of Yukon, OK. Take the Garth Brooks exit (Exit 136) off of I-40 in Yukon. Go 3.5 miles north. The sale entrance is the first entrance to the ranch on the east side of the road.



March 4 & 5, 2010

Express Annual Spring Bull & Commercial Female Sale

March 14, 2010

Honor Roll Show Prospect Sale

April 30, 2010

Extra Value Grass Time Sale

August 27 & 28, 2010

Annual Angus Production Sale
"The Big Event VIII"

October 4, 2010

Rancher's Bull & Commercial Female Sale

November 6, 2010

Annual Limousin Production Sale
"Fast Forward XVI"

November 9, 2010

Express Ranches Customer Appreciation Sale
Apache, OK

November 11, 2010

Express Ranches Feeder Calf Sale
Apache, OK

*All Express Sale events take place
at the ranch headquarters in Yukon, OK,
unless otherwise indicated

**DOWNLOAD SALE CATALOGS ONLINE AT:
www.ExpressRanches.com**



Sale Staff & Livestock Publication Representatives

Eddie Sims, Jim Birdwell & Steve Dorran	Angus Auctioneers
Bruce Brooks	Limousin Auctioneer
Terry Cotton, <i>Angus Journal</i>	(816) 233-1320
Matt Caldwell, <i>Angus Journal</i>	(913) 755-1105
Chisolm Kinder, <i>Oklahoma Cowman</i>	(405) 747-4683
Delvin Heldermon, Special Assignment	(580) 622-4016
Doug Paul & Jeff Hallowell, <i>Stock Exchange</i>	(405) 840-3915
Matt Sims, MCS Auction Services	(405) 641-6081
Raymond Sproul, <i>Limousin World</i>	(405) 513-3474
Phil Stoll, <i>Weekly Livestock Reporter</i>	(817) 366-7332
John Andras, <i>Weekly Livestock Reporter</i>	(817) 789-7352
Justin Stelzer, Special Assignment	(817) 992-7059
Wade Perks, <i>The Cattleman</i>	(817) 916-1781
Ken Rockenbaugh, <i>High Plains Journal</i>	(580) 327-3050
Mark Smith, Grassroots Consulting	(515) 229-5227
DeRon Heldermon, Special Assignment	(405) 850-5102
Dustin Layton, Special Assignment	(405) 464-2455

EXPRESS RANCHES

Absentee Bidding Process

Live Internet Bidding will be available for the Express Ranches Spring 2010 Bull Sale

Express Ranches invites those who are unable to attend to be a part of the action!

We would never want to give someone an excuse to NOT attend our event, but if the situation arises, we have you covered. With the help of LiveAuctions.tv, we are now able to give you a live connection to the auction.

Real-time bidding will be available via the Internet for this sale. Live audio and live video will allow buyers to bid on animals as if they were present at the sale. Buyers must create an account prior to the sale. Please visit <http://LiveAuctions.tv> to create an account. Instructions are available at <http://LiveAuctions.tv> to walk you through the set-up process, contact Brad Fahrmeier at 816-392-9241 or brad@LiveAuctions.tv

LiveAuctions.**TV**

All Bulls will be seen BIGGER THAN LIFE!

Cattle In Motion Video and Promotions will video all bulls prior to the auction. All bulls will be on the BIG SCREEN at the auction. We feel seeing bulls in their natural state can be a huge advantage to you our customer. This will also allow us to send a video CD of all sale bulls to those of you who would like to get your homework done early. Please contact the Express Ranches office to reserve your copy. So whether in our bleachers or in your easy-chair, we hope you'll join us!



Cattle In Motion

BULL GUARANTEE

All bulls selling have passed a Breeding Soundness Exam 30- 45 days prior to the sale. We feel this is the best estimate we have to predict bulls that will go out and service as many cows as possible in the required time period.

Although all bulls have passed a BSE, we know certain problems can arise after you receive your purchase. To help ensure your investment, Express Ranches will guarantee all bulls selling for \$1,500 or more against breeding injury, and **to be sound breeders for the first breeding season. Breeding season is defined as the 90-day period following the first turnout of the bulls.**

This means that if you don't intend to use the bull for some time after purchase, we suggest an additional BSE by your Licensed Vet to assure the highest conception rates possible.

Checking your bulls prior to turn out each year is cheap insurance to assure your bull is ready to go!

If a problem arises, contact us and we will provide a replacement bull if available, or if the buyer prefers, credit toward a bull will be given in the upcoming sale, less salvage value of the injured bull. Please notify us as soon as possible should injury or problem occur and prior to the injured bull being sold for salvage.

VOLUME DISCOUNTS

In an effort to show our appreciation to our loyal customers, we once again will be offering our VOLUME DISCOUNTS! Remember, if you need a large number of bulls we have you covered!

5-9 BULLS

WE'LL TAKE OFF 5% PURCHASE PRICE AT SETTLEMENT

10 OR MORE, MAKE IT 10%

We hope this will make it a little easier to fill the truck!

FREE BULL DELIVERY TO CENTRAL POINTS

Transportation costs for livestock are currently at an all-time high. We also hope to limit the amount of unnecessary extra time bulls spend on the trailer in transit to your ranch. Because of these factors Express Ranches is implementing the following delivery policy.

The central points for delivery will include auction barns, vet clinics and ranches that offer to serve as a delivery point. We will map out the route after the sale and do our best to get your bulls to you as quickly and conveniently as possible.

We simply ask for your cooperation in arranging the delivery of your bulls. This will keep the bulls from being on the truck too long and therefore get your bulls to you in the best condition possible.

Please assist us by leaving the correct contact people and numbers so our staff can keep you informed as to the status of your delivery.

We will also be offering a **\$50 PER HEAD REBATE** for customers that arrange to pick up their bulls here at our sale location within one week of the sale.



Angus Breakdown and Sire Listing

Sons Selling

BC 7022 Raven 7965.....	121
Basin Franchise P142	44
EXAR 263C	37
Gardens Prime Star.....	36
Basin Spread 304T	30
Stevenson Moneymaker R185 ...	30
Rito 6EM3 of 4L1 Emblazon	28
G A R Predestined	27
Exar Lutton 1831	21
C R A Bextor 872 5205 608	19
HARB Pendleton 765 J H.....	19
EXAR Rito 5118 of Rito 112.....	18
EXAR Spartan 6225	16
Exar Treasury 7596	9
Woodhill Foresight	8
21AR Roundup 7005.....	6
Connealy Forward.....	5
TC Total 410.....	5

Sons Selling

Connealy All Around.....	5
Gardens Expedition.....	4
N Bar Emulation EXT	4
Spur Rito 616 6435.....	4
B C Marathon 7022.....	3
EXAR New Look 2971	3
Rito 112 of 2536 Rito 616	3
Riverbend Mile High 3718.....	3
S S Objective T510 0T26	3
Werner Ultimate 1596.....	3
V A R Rito 112 6009.....	3
Connealy Onward	2
EXAR Emulation EXT 5087	2
EXAR No-Nonsense 3939.....	2
Exar Top Shelf 7524	2
OSU Marathon 5214	2
S A V 8180 Traveler 004	2

Calving-Ease Rating

- ★ ★ ★ ★ Excellent calving-ease, use with confidence on any type of heifers.
- ★ ★ ★ Superior calving-ease, should work with most heifers and most situations.
- ★ ★ Moderate calving-ease, most people will use these bulls on cows, but they can be used on heifers if calving-ease is of less concern.
- ★ We recommend these bulls for use on cows.

Express Ranches Bull Development

All bulls are developed on a high roughage ration from weaning until sale time in large traps allowing them to get out and be bulls! We feed to obtain optimum performance while not sacrificing longevity! While extreme weights are impressive, we feel keeping cattle sound and functional are equally important. We have spent countless hours developing a feeding program that not only allows us to amplify the genetic potential, but keeps the cowman in mind that purchases him. All Bulls are on a 40-45% hay-based ration fed not over 3% of body weight. After all scan data is retrieved, bulls are backed off of feed, and hardened up to first turn out condition. This allows us to eliminate the bulls that fail to respond when conditioning for the upcoming sale.

To sum it up, we try to get the bulls into the same shape we like to buy them in!

Express Ranches Herd Health

Recommended by Dr. L.D. Barker, Professional Animal Health, Newcastle, Oklahoma

TIMING	PRODUCT SUGGESTION
Birth	CalfGuard (if needed) ¹
3 Months	Bovi-shield Gold 5 Cavalry 9 Mycoplasma/Pasturella Implant
Weaning	Bovi-shield Gold 5 Spirovac ³ Cavalry 9
14 Days Postweaning	BV Gold 5/Cavalry/Spirovac
Prebreeding (heifers/developing bulls)	Bovi-shield Gold FP 5 VL5 Ivomec
Prebreeding (cows/bulls annually)	Bovi-shield Gold FP 5 VL5 Spirovac ³ Ivomec
Pregnancy Exam (cows/bulls annually)	Leptoferm 5 Ivomec



Dr. L.D. Barker

- ¹ Rota-corona virus vaccine administered prior to nursing.
- ² May be given to calves nursing pregnant cows if cows have been vaccinated within the previous year with Bovi-Shield (or PregGuard).
- ³ Spirovac should be administered to breeding animals twice at 4-6 week intervals the first year of administration. Spirovac should be administered as early in life as possible (after 4 weeks of age) to provide immunity prior to exposure and potential development of the carrier state. A preweaning/weaning period is included in the protocol. However, this could be given at branding (followed by a 2-4 week booster) or twice prior to breeding.

Notes

No more than three gram (-) vaccines administered at one time
 "5-way" Lepto administered twice annually (~ 6 month intervals) in "high risk" herds and once annually in "low risk" herds
 Spirovac administered twice the first year and once annually.
 Spirovac titers may be a problem for export requirements or AI centers. Consult your veterinarian or AI center personnel prior to administration to breeding animals destined for export or semen collection.
 Bovi-Shield may be used in calves nursing pregnant heifers/cows or in pregnant heifers/cows if the heifers/cows were vaccinated within 12 months. Bovi-Shield must be given initially to open females.
 ScourGuard 3 (K)/C should be administered pre-calving if calf scours is a problem. This should be administered twice (at least two weeks apart) the first year, with the second dose given 2-3 weeks before calving. A single annual booster may be given 2-3 weeks before each subsequent calving. Heifers' calves are twice as likely to develop scours as calves born to mature cows.

All Bulls are AM- and NH FREE!

AM and NH are deleterious genetic defects that have been identified in segments of the Black Angus population.

*We have DNA tested bulls that had a pedigree risk of AM or NH,
and all bulls in the offering are free of the AM and NH Genes.*

The logo consists of the letters 'E' and 'X' in a bold, black, sans-serif font. The 'E' is positioned to the left of the 'X', and they are both rendered with a slight 3D effect, appearing to float above the background image of a bull's head.

**The brand of the
Largest Seedstock
Producer this Year,
Express Ranches!**

Retained Interest In Bulls Selling

Please note: We are selling two-thirds revenue-sharing interest with full possession in all bulls unless noted in the footnotes on each lot.

This means the bull is totally in your control as far as how you want to handle him, and you get 100% of the salvage value of the bull. Simply, we have the right to one-third of the semen sales revenue from the bull if sometime in the future semen sales becomes a possibility. If you sell the bull to another breeder, Express Ranches retains that one-third interest.

Realistically, of course, very few bulls ever sell a great amount of semen. The reason we are keeping interests in each bull is that more bulls are being “discovered” later in life, after they’ve proven themselves in the breeding pasture. Even bulls that sell into commercial herds may become popular at a later time, especially because of carcass data on their calves.

If you purchase a bull and wish to collect semen on the bull as an “insurance policy” for your own use, that semen is 100% yours, unless Express Ranches contacts you and also wishes to collect the bull, either for within herd use, or to build a jointly-owned bank of semen for sale purposes. If you are not interested in collecting semen on the bull, Express Ranches does have the right to collect the bull for its own use. We will pay the expenses involved, and will do so at the convenience of the owner of the possession interest.

2010 Rs. Grand Champion Angus Carload National Western Stock Show

(Express has exhibited grand or reserve grand carload 10 times in the last 10 years.)





LOT 1

1 | EXAR WORLDWIDE 9600B

Reg. No: 16271937 Tattoo: 9600B DOB: 2/2/2009

EXAR LUTTON 1831	NORTHERN IMPROVEMENT 4480 GF	Act. BW	80
EXAR SPARTAN 6225	EXAR SARAS DREAM 9809	Adj. WW	974
WK WINNIE 7305	KRUGERRANDS MONEYLINE	Adj. YW	1,480
	WK WINNIE 5460	Adj. SC	38.4
EXAR MERIT 216	BON VIEW NEW DESIGN 1407	Adj. IMF	4.56
DIXIE ERICA OF RR 6289	DIXIE ERICA OF R R 7530	Adj. REA	18.5
DIXIE ERICA OF RR 9769	O C C CORPORAL 895C		
	DIXIE ERICA OF R R 3408		

EPDs current as of 1/22/2010

CED	BW	WW	Milk	YW	SC	SEN	MARB	REA	Fat
+7	+2.0	+56	+20	+93	+0.09	+0.04	+0.19	+0.25	-0.009
Calving-Ease	\$W (Weaning)	\$F (Feedlot)	\$G (Grid)	\$B (Beef)					
★★★	+29.84	+29.83	+20.68	+43.38					

Ranks in the Top 10% for WW EPD, 20% for YW EPD, and 15% for \$W. Note the outstanding weaning weight of 974 lbs. and yearling weight of 1480 lbs. and a Big Ribeye scan of 18.5!



EXAR SPARTAN 6225

Sire of Lot 1.

Selling ½ Interest and ½ Possession

- One of the top weaning weights of the over 2,000 calves born at Express Ranches.
- EXAR Worldwide 9600B will see heavy service at Express Ranches.
- Dam is a foundation Dixie Erica from the Rollin' Rock Herd in Montana that represents over 50 years of genetic selection by Bill Davis and his father and founder of the Rollin' Rock Herd, Dale Davis.
- Dam has posted incredible stats on her first two natural progeny with an average birth ratio of 96 coupled with an outstanding average weaning ratio of 107 and average yearling ratio of 104 and at the same time an average REA ratio of 110!
- Worldwide was one of the truly popular herd sire prospects at the Yards in Denver because of his unique combination of flawless structure, unequalled power and excellent Ribeye scan of 18.5 sq. in.!



LOT 2



LOT 3



G A R 044 Traveler 2328

The multi-million dollar producer and dam of Lots 3, 7, 26, 115, 292 & 319, and Grandam of Lot 8.

2 | EXAR WORTHY 9715B

Reg. No: +16262810 Tattoo: 9715B DOB: 1/9/2009

BOYD ON TARGET 1083 S A F 598 BANDO 5175
 STEVENSON MONEYMAKER R185 BOYD FOREVER LADY 7095
 STEVENSON CLOVA PRIDE L888 VDAR AMBUSH 2478
 STEVENSON CLOVA PRIDE 712H
 BON VIEW BANDO 1394 BON VIEW BANDO 598
 BON VIEW ERICA 2127 BON VIEW ERIANNA 131
 BON VIEW ERICA 443 N BAR EMULATION EXT
 BON VIEW ERICA 1380

EPDs current as of 1/22/2010

CED	BW	WW	Milk	YW	SC	SEN	MARB	REA	Fat
+4	+1.8	+54	+21	+94	+0.90	+2.60	+0.50	+0.03	+0.063
Calving-Ease	\$W (Weaning)	\$F (Feedlot)	\$G (Grid)	\$B (Beef)					
★★★	+32.58	+31.60	+18.27	+42.92					

Ranks in the Top 15% for WW EPD, 20% for YW EPD, 20% for Scrotal EPD, 20% for MARB EPD, 3% for \$W, and 25% for \$F. Check out the outstanding yearling weight of 1,525 lbs. with an incredible IMF of 6.72% coupled with a Big Ribeye of 17.2!

- Lead off bull in the 2010 NWSS Rs. Grand Champion Carload for Express Ranches.
- Dam has been a long-time elite Donor for Express Ranches and was the top-selling female in the well-know Leachman Cattle Co. dispersion in Montana.

3 | EXAR WADE IN 9738B

Reg. No: +16274832 Tattoo: 9738B DOB: 2/1/2009

B A R EXT TRAVELER 205 N BAR EMULATION EXT
 C R A BEXTOR 872 5205 608 B A R QUEEN TRAVELER 3015
 CRA LADY JAYE 608 498 S EASY G A R SLEEP EASY 1009
 H H F 917 LADY 975 498
 G D A R TRAVELER 044 D H D TRAVELER 6807
 G A R 044 TRAVELER 2328 G D A R BLACKCAP LADY 840
 G A R PRECISION 2536 G A R PRECISION 1680
 G A R EXT 2104

EPDs current as of 1/22/2010

CED	BW	WW	Milk	YW	SC	SEN	MARB	REA	Fat
+8	+2.2	+49	+28	+91	+0.13	-6.04	+0.21	+0.53	+0.008
Calving-Ease	\$W (Weaning)	\$F (Feedlot)	\$G (Grid)	\$B (Beef)					
★★★	+27.39	+30.54	+22.03	+49.11					

Ranks in the Top 20% for Calving-Ease Direct, 10% for Milk EPD, 25% for YW EPD, 3% for REA EPD, and 25% for \$B. Check out the outstanding yearling weight of 1,537 lbs. and a Big Ribeye scan of 18.1!

Selling 1/2 Interest and 1/2 Possession

- One of the Very Top Exciting Young Sires to sell this spring!
- A ton of power here! Backed by the most sought-after Angus female today—the only full sister to Grid Maker—2328!



LOT 4



G A R Precision 492

The \$250,000 Big Event Record-Setting female and dam of Lot 4.



LOT 5



WK Princess 1194

One of the top-producing 1407 daughters and dam of Lots 5, 16, 83, 112 & 349.

4 | EXAR WARRANTY 9708B

[NHF]	Act. BW	76
	Adj. WW	750
	Adj. YW	1,400
	Adj. SC	40.1
	Adj. IMF	5.71
	Adj. REA	17.2

Reg. No: +16261014 Tattoo: 9708B DOB: 1/7/2009

B/R NEW DESIGN 036 V D A R NEW TREND 315
G A R PREDESTINED B/R BLACKCAP EMPRESS 76
 G A R EXT 4206 N BAR EMULATION EXT
 G A R PRECISION 1680 G A R 6807 TRAVELER 1432
G A R PRECISION 492 TEHAMA BANDO 155
 G A R PRIME TIME 2409 9J9 G A R 856
 G A R EXT 327 GARDENS PRIME TIME

EPDs current as of 1/22/2010

CED	BW	WW	Milk	YW	SC	\$EN	MARB	REA	Fat
+11	+1.6	+42	+27	+85	+0.24	-3.68	+0.80	+0.43	+0.051
Calving-Ease	\$W (Weaning)	\$F (Feedlot)	\$G (Grid)	\$B (Beef)					
★★★	+24.90	+27.28	+33.50	+57.86					

Ranks in the Top 4% for Calving-Ease Direct, 10% for Milk EPD, 3% for MARB EPD, 10% for REA EPD, 10% for \$G, and 10% for \$B. Check out the outstanding yearling weight of 1,400 lbs. and a Big Ribeye scan of 17.2!

- If you're looking for a fault-free, easy-keeping herd-sire prospect that has jumped through every hoop in terms of performance statistics, look no farther!
- Out of the \$250,000 record-setting GAR Precision 492 and sired by the leading bull at Select Sires AI Stud, Predestined!

5 | EXAR WAR BONNET 9253B

	Act. BW	77
	Adj. WW	621
	Adj. YW	1,421
	Adj. SC	39.1
	Adj. IMF	4.25
	Adj. REA	16.2

Reg. No: +16314022 Tattoo: 9253B DOB: 1/7/2009

O C C EMBLAZON 854E D H D TRAVELER 6807
RITO 6EM3 OF 4L1 EMBLAZON DIXIE ERICA OF C H 1019
 RITA 4L1 OF 2536 208 BON VIEW NEW DESIGN 208
 BON VIEW NEW DESIGN 1407 ... G A R PRECISION 2536
WK PRINCESS 1194 B/R NEW DESIGN 036
 WK PRINCESS 8401 BON VIEW PRIDE 664
 WK UPDATE
 WK PRINCESS 6311

EPDs current as of 1/22/2010

CED	BW	WW	Milk	YW	SC	\$EN	MARB	REA	Fat
+11	-0.2	+49	+25	+93	+0.68	-4.36	+0.35	+0.32	+0.030
Calving-Ease	\$W (Weaning)	\$F (Feedlot)	\$G (Grid)	\$B (Beef)					
★★★★	+28.91	+32.55	+23.06	+47.66					

Ranks in the Top 4% for Calving-Ease Direct, 10% for BW EPD, 20% for Milk EPD, 20% for YW EPD, 25% for REA EPD, 20% for \$W, and 25% for \$F. Check out the outstanding yearling weight of 1,421 lbs. and a Big Ribeye scan of 16.2!

- Quite notably one of the most unique combinations of power, structure and performance wrapped up in a 4-star calving-ease package.
- Identified by many as one of the top Rito 6EM3 sons to sell this spring!
- His dam, WK Princess 1194, has been a long-time featured donor at Express, and has produced 71 progeny so far by 13 different sires that chart average IMF ratio of 104 while maintaining an average Ribeye ratio of 100.
- Don't miss this future herd builder!



6 | EXAR WAVERLY 9556B

[NHF] Act. BW 78
 Adj. WW 885
 Adj. YW 1,458
 Adj. SC 38.4
 Adj. IMF 5.48
 Adj. REA 18.2

Reg. No: 16256495 Tattoo: 9556B DOB: 1/15/2009

BON VIEW NEW DESIGN 1407 ... B/R NEW DESIGN 036
 EXAR 263C BON VIEW PRIDE 664
 EXAR JUNE C 3577 ... BR MIDLAND
 PAF 9611 616 1161
 OSU PRECISION 5105 ... TWIN VALLEY PRECISION E161
 A CROSS LADY SKY A722 O S U JILT 7143
 A CROSS LADY LOOK A522 ... EXAR NEW LOOK 2971
 P A F TRAVELER SKY 7504

EPDs current as of 1/22/2010

CED	BW	WW	Milk	YW	SC	SEN	MARB	REA	Fat
+5	+3.0	+53	+32	+107	+0.24	-15.63	+0.51	+0.47	+0.013
Calving-Ease	\$W (Weaning)	\$F (Feedlot)	\$G (Grid)	\$B (Beef)					
★★	+23.16	+45.45	+32.10	+59.88					

Ranks in the Top 15% for WW EPD, 1% for Milk EPD, 3% for YW EPD, 20% for MARB EPD, 10% for REA EPD, 2% for \$F, 15% for \$G, and 5% for \$B. Note the outstanding weaning weight of 885 lbs. and yearling weight of 1,458 lbs. and a Big Ribeye scan of 18.2!

- A natural-born calf off of a 2-year-old heifer that posted an adj. weaning weight of 885 lbs!
- Cattle that grow fast and carry the carcass advantage of big ribeyes that marble extremely well have been the backbone of the Angus bull trade. Don't miss out on this one!

7 | EXAR WITHSTAND 81520

Reg. No: +16241734 Tattoo: 81520 DOB: 12/14/2008

[NHF] Act. BW 70
 Adj. WW 618
 Adj. YW 1,292
 Adj. SC 36.3
 Adj. IMF 5.12
 Adj. REA 18.8

BON VIEW NEW DESIGN 1407 ... B/R NEW DESIGN 036
 EXAR 263C BON VIEW PRIDE 664
 EXAR JUNE C 3577 ... BR MIDLAND
 PAF 9611 616 1161
 G D A R TRAVELER 044 ... D H D TRAVELER 6807
 G A R 044 TRAVELER 2328 G D A R BLACKCAP LADY 840
 G A R PRECISION 2536 ... G A R PRECISION 1680
 G A R EXT 2104

EPDs current as of 1/22/2010

CED	BW	WW	Milk	YW	SC	SEN	MARB	REA	Fat
+8	+2.1	+52	+31	+101	+0.14	-11.69	+0.34	+0.56	+0.011
Calving-Ease	\$W (Weaning)	\$F (Feedlot)	\$G (Grid)	\$B (Beef)					
★★★	+27.24	+39.55	+27.38	+55.04					

Ranks in the Top 20% for Calving-Ease Direct, 20% for WW EPD, 1% for Milk EPD, 10% for YW EPD, 2% for REA EPD, 10% for \$F, and 15% for \$B. Big Ribeye scan of 18.8!

- Here is one that should "Withstand" the test-of-time as he combines two of the best in the Angus breed—EXAR 263C & 2328!



LOT 8



G A R 044 Traveler 2328

The multi-million dollar producer and dam of Lots 3, 7, 26, 115, 292 & 319, and Grandam of Lot 8.



LOT 9

8 | EXAR WARLORD 9744B

Reg. No: +16274837 Tattoo: 9744B DOB: 2/1/2009

B A R EXT TRAVELER 205 N BAR EMULATION EXT
C R A BEXTOR 872 5205 608 B A R QUEEN TRAVELER 3015
 CRA LADY JAYE 608 498 S EASY G A R SLEEP EASY 1009
 RITO 112 OF 2536 RITO 616 H H F 917 LADY 975 498
V A R BLACKCAP 6056 RITO 616 OF 4B20 6807
 G A R 044 TRAVELER 2328 G A R PRECISION 2536
 G A R PRECISION 2536

EPDs current as of 1/22/2010

CED	BW	WW	Milk	YW	SC	SEN	MARB	REA	Fat
+8	+2.1	+54	+29	+99	+0.16	-10.19	+0.30	+0.51	+0.001
Calving-Ease	\$W (Weaning)	\$F (Feedlot)	\$G (Grid)	\$B (Beef)					
★★	+28.01	+36.68	+25.99	+54.44					

Ranks in the Top 20% for Calving-Ease Direct, 15% for WW EPD, 4% for Milk EPD, 10% for YW EPD, 4% for REA EPD, 25% for \$W, 15% for \$F, and 15% for \$B. Check out the outstanding yearling weight of 1,507 lbs. and a Big Ribeye scan of 19.3!

- Powerful individual performance and carcass genetics wrapped up in this son of the \$260,000 VAR Blackcap 6056!

9 | EXAR A C WATERFORD A918

Reg. No: 16381929 Tattoo: A918 DOB: 1/9/2009

BR MIDLAND TWIN VALLEY PRECISION E161
EXAR TITLELIST T011 BR ROYAL LASS 7036-19
 EXG BLACKCAP R054 R3 EXAR SUDDEN IMPACT 1537
 BON VIEW NEW DESIGN 1407 EXG BLACKCAP N145 R3
LSA FOREVER REBA 5382 B/R NEW DESIGN 036
 PF FOREVER REBA 1202 BON VIEW PRIDE 664
 MAPLE LANE FOREVER READY 850
 GREENS REBA 4777

EPDs current as of 1/22/2010

CED	BW	WW	Milk	YW	SC	SEN	MARB	REA	Fat
+8	+1.4	+47	+24	+91	+0.02	-2.99	+0.39	+0.27	+0.047
Calving-Ease	\$W (Weaning)	\$F (Feedlot)	\$G (Grid)	\$B (Beef)					
★★	+26.20	+31.32	+22.32	+43.87					

Ranks in the Top 20% for Calving-Ease Direct, 25% for YW EPD, and 25% for \$F. Big Ribeye scan of 16.5!

- One of the very first sons of the Triple Crown Winner "Titlelist" to sell.
 - Pattern, style and profile coupled with excellent performance!



LOT 10

10 | EXAR WINNER 9561B

[NHF] Act. BW
90

Reg. No: 16256499 Tattoo: 9561B DOB: 1/17/2009 Adj. WW
902

B C MARATHON 7022	O C C KIRBY 633K	Adj. YW
BC 7022 RAVEN 7965	GIBBET HILL MIGNONNE E37	1,497
O C C BLACKBIRD 796F	O C C BONANZA 880B	Adj. SC
	O C C BLACKBIRD 779A	37.9
BON VIEW NEW DESIGN 1407 ..	B/R NEW DESIGN 036	Adj. IMF
EXAR MISS VIXON 6427	BON VIEW PRIDE 664	4.45
WHITSTONE MISS VIXON J048.	G A R PRECISION 1680	Adj. REA
	BT VIXON 116C	17.2

EPDs current as of 1/22/2010

CED	BW	WW	Milk	YW	SC	\$EN	MARB	REA	Fat
+4	+3.3	+47	+24	+91	-0.39	-2.99	+0.26	+0.43	+0.031

Calving-Ease	\$W (Weaning)	\$F (Feedlot)	\$G (Grid)	\$B (Beef)
★★	+22.32	+31.32	+20.83	+45.96

Ranks in the Top 25% for YW EPD, 10% for REA EPD, and 25% for \$F. Note the outstanding weaning weight of 902 lbs. and yearling weight of 1,497 lbs. and a Big Ribeye scan of 17.2!

Selling 1/2 Interest and 1/2 Possession

- Anchor bull in the Rs. Grand Champion NWSS Carload!
- One of Jarold's favorite-patterned bulls to sell this year. He should make a tremendous 2-year-old when you consider his flawless structure and great front end!
- This big weaning and yearling son of Raven also boasts a 17.2 sq in Ribeye and his Dam is a top producer with average production rations on her first two progeny of 108 for weaning, 110 for yearling and 108 for Ribeye scan!





LOT 11



Riverbend Blackbird 4131

Dam of Lots 11, 256, 257, 474, 475 & 518.



LOT 12

11 | EXAR WEAPON 9251B

Reg. No: +16314018 Tattoo: 9251B DOB: 1/1/2009

B/R NEW DESIGN 036 V D A R NEW TREND 315
G A R PREDESTINED B/R BLACKCAP EMPRESS 76
 G A R EXT 4206 N BAR EMULATION EXT

BON VIEW NEW DESIGN 1407 . . . B/R NEW DESIGN 036
RIVERBEND BLACKBIRD 4131 BON VIEW PRIDE 664
 DAVIS YR BLACKBIRD 558H G A R PRECISION 1680
 G A R TRAVELER 760

EPDs current as of 1/22/2010

CED	BW	WW	Milk	YW	SC	\$EN	MARB	REA	Fat
+8	+2.8	+48	+30	+88	+0.57	-3.78	+0.97	+0.55	+0.031

Calving-Ease	\$W (Weaning)	\$F (Feedlot)	\$G (Grid)	\$B (Beef)
★★	+29.83	+27.94	+39.59	+65.98

Ranks in the Top 20% for Calving-Ease Direct, 2% for Milk EPD, 1% for MARB EPD, 3% for REA EPD, 15% for \$W, 1% for \$G, and 1% for \$B. Incredible combination of 6.17 %IMF and a Big Ribeye scan of 17.6!

- The #1 Predestined son for \$B in this offering!
- Note the outstanding carcass scan and resulting EPDs!
- Grandam is the famed 558H and his dam is making a name for herself with 18 progeny scanned to date with an average IMF ratio of an incredible 106!

Act. BW	78
Adj. WW	656
Adj. YW	1,362
Adj. SC	38.9
Adj. IMF	6.17
Adj. REA	17.6

12 | EXAR WHATEVER 9527B

Reg. No: 16259739 Tattoo: 9527B DOB: 1/2/2009

EXAR LUTTON 1831 NORTHERN IMPROVEMENT 4480 GF
EXAR SPARTAN 6225 EXAR SARAS DREAM 9809
 WK WINNIE 7305 KRUGERRANDS MONEYLINE

EXAR 263C BON VIEW NEW DESIGN 1407
74-51 MISS PRECISION 7038 EXAR JUNE C 3577
 FF MISS PRECISION 2613 RR PRECISION 1127
 SEDGWICKS BURGESS 2619

EPDs current as of 1/22/2010

CED	BW	WW	Milk	YW	SC	\$EN	MARB	REA	Fat
+8	+1.2	+63	+27	+101	+0.27	-8.91	+0.37	+0.25	-0.006

Calving-Ease	\$W (Weaning)	\$F (Feedlot)	\$G (Grid)	\$B (Beef)
★★★★	+34.86	+35.16	+26.44	+53.15

Ranks in the Top 20% for Calving-Ease Direct, 2% for WW EPD, 10% for Milk EPD, 10% for YW EPD, 1% for \$W, 15% for \$F, and 15% for \$B. Note the outstanding weaning weight of 992 lbs. and yearling weight of 1,462 lbs. and a Big Ribeye scan of 18.2!

- The #1 Adj. Weaning Weight calf of the over 2,000 Angus calves in the 2009 calf crop at Express Ranches, and out of a first-calf heifer!
- Check out the performance and ribeye in this 4-star calving-ease bull!

Act. BW	70
Adj. WW	992
Adj. YW	1,462
Adj. SC	38.9
Adj. IMF	4.94
Adj. REA	18.2



LOT 13

13 | EXAR WIDE LOAD 8553

[NHF] Act. BW
74

Reg. No: +16264341 Tattoo: 8553 DOB: 10/28/2008 Adj. WW
780

C A FUTURE DIRECTION 5321	G A R PRECISION 1680	Adj. YW
BASIN FRANCHISE P142	C A MISS POWER FIX 308	1,374
BASIN CHLOE 812L	GARDENS EXPEDITION	Adj. SC
	BASIN CHLOE 6198	37.8
EXAR NEW LOOK 2971	BON VIEW NEW DESIGN 1407	Adj. IMF
EXAR MISS BEAUTY 5116	N BAR PRIMROSE 2424	4.54
EXAR MISS BEAUTY C 3533	BR MIDLAND	Adj. REA
	PAF 8508 AT 1087	19.6

EPDs current as of 1/22/2010

CED	BW	WW	Milk	YW	SC	SEN	MARB	REA	Fat
+8	+2.0	+50	+23	+97	+0.26	-3.93	+0.35	+0.70	+0.036

Calving-Ease	\$W (Weaning)	\$F (Feedlot)	\$G (Grid)	\$B (Beef)
★★★	+25.11	+36.22	+25.94	+55.86

Ranks in the Top 20% for Calving-Ease Direct, 25% for WW EPD, 15% for YW EPD, 1% for REA EPD, 15% for \$F, and 10% for \$B. Big Ribeye scan of 19.6!



EXAR Miss Beauty 5116

Dam of Lots 13, 60 & 342.

- Without a doubt one of the most exciting sons of the muscle and calving-ease specialist to sell to date.
- Scanned a 21.2 Sq in Ribeye and adjusted to a 19.8!
- A maternal sister by Prime Star brought \$110,000 in the Big Event, and his dam was a \$57,000 sale feature purchased by A Cross Ranch of Elk City, OK.



LOT 14



2010 GRAND CHAMPION BULL, FORT WORTH



2010 NWSS RS. GRAND CHAMPION ANGUS PEN



2010 NWSS RS. DIVISION CHAMPION PEN

14 | EXAR WANTED 9732B

[NHF] Act. BW 86

Reg. No: +16256589 Tattoo: 9732B DOB: 1/20/2009

NORTHERN IMPROVEMENT 4480 GF TC STOCKMAN 365
 EXAR LUTTON 1831 BLACKCAP OF R R 5367
 EXAR SARAS DREAM 9809 A&B YUKON 7150
 SARAS DREAM
 TWIN VALLEY PRECISION E161 G A R PRECISION 1680
 TWIN EAGLES BLACKBIRD 174K W C C BLACKCAP C9
 SUMMITCREST BLACKBIRD F161 D H D TRAVELER 6807
 SUMMITCREST BLACKBIRD D261

EPDs current as of 1/22/2010

CED	BW	WW	Milk	YW	SC	SEN	MARB	REA	Fat
+5	+3.1	+53	+26	+95	-0.17	-6.09	+0.55	+0.00	-0.013
Calving-Ease			\$W (Weaning)	\$F (Feedlot)	\$G (Grid)	\$B (Beef)			
★★			+26.07	+33.00	+29.58	+53.69			

Ranks in the Top 15% for WW EPD, 15% for Milk EPD, 20% for YW EPD, 15% for MARB EPD, 20% for \$F, 20% for \$G, and 10% for \$B. Check out the %IMF of 6.98.

Selling 1/2 Interest and 1/2 Possession, Following Show Career.

- Grand Champion Bull of the 2010 Fort Worth Stock Show! - Lead Off Bull In the NWSS Rs. Grand Champion Pen in Denver.
- Look for this outstanding son of the sire of Champions—Lutton—this fall at the Major Shows!
- Considered by many to be phenotypically the most attractively designed bull ever produced at Express Ranches.
- EXAR Wanted 9732B combines a proven pedigree with a flawless structure and very appealing profile. Don't miss the change to get in on the ground floor of this champion!

**LOT 15**

15 | EXAR WHO DU 9750B

[NHF]

Reg. No: +16272021 Tattoo: 9750B DOB: 2/6/2009

BON VIEW NEW DESIGN 1407 ... B/R NEW DESIGN 036
EXAR 263C ... BON VIEW PRIDE 664
 EXAR JUNE C 3577 ... BR MIDLAND
 PAF 9611 616 1161

C A FUTURE DIRECTION 5321 ... G A R PRECISION 1680
EXAR LADY BLANCHE 372 ... C A MISS POWER FIX 308
 B&C 163 BANDO 854-780 1418 ... B&C 854 BANDO 598-604-488
 B&C 780 IDEAL 1418-1622

Act. BW 85
 Adj. WW 806
 Adj. YW 1,414
 Adj. SC 39.0
 Adj. IMF 6.11
 Adj. REA 18.0

EPDs current as of 1/22/2010

CED	BW	WW	Milk	YW	SC	SEN	MARB	REA	Fat
+9	+1.1	+51	+32	+95	+0.27	-11.85	+0.66	+0.42	+0.034
Calving-Ease		\$W (Weaning)	\$F (Feedlot)	\$G (Grid)	\$B (Beef)				
★★★		+29.08	+33.79	+31.82	+60.67				

Ranks in the Top 15% for Calving-Ease Direct, 25% for WW EPD, 1% for Milk EPD, 20% for YW EPD, 10% for MARB EPD, 10% for REA EPD, 20% for \$W, and 20% for \$F, 15% for \$G, 4% for \$B. Check out the outstanding yearling weight of 1,414 lbs. with an incredible IMF of 6.11% coupled with a Big Ribeye of 18!

Selling ½ Interest and ½ Possession

- A real favorite of the entire EX crew. This son of EXAR 263C combines calving-ease, growth and carcass genetics in a big-hipped, nice-balanced phenotypic package.
- EXAR Who Du 9750B's dam has produced 3 progeny that have scanned an average IMF ratio of 112 and an average REA ratio of 102.
- The future looks extremely bright for this moderate-framed, thick-ended son of the \$263,000 sale topper and high \$B sire, EXAR 263C.

**LOT 16**

16 | EXAR WORK HORSE 9254B

Reg. No: +16314024 Tattoo: 9254B DOB: 1/8/2009

O C C EMBLAZON 854E ... D H D TRAVELER 6807
RITO 6EM3 OF 4L1 EMBLAZON ... DIXIE ERICA OF C H 1019
 RITA 4L1 OF 2536 208 ... BON VIEW NEW DESIGN 208
 G A R PRECISION 2536

BON VIEW NEW DESIGN 1407 ... B/R NEW DESIGN 036
WK PRINCESS 1194 ... BON VIEW PRIDE 664
 WK PRINCESS 8401 ... WK UPDATE
 WK PRINCESS 6311

Act. BW 75
 Adj. WW 662
 Adj. YW 1,276
 Adj. SC 37.1
 Adj. IMF 4.12
 Adj. REA 15.6

EPDs current as of 1/22/2010

CED	BW	WW	Milk	YW	SC	SEN	MARB	REA	Fat
+11	-0.2	+49	+25	+93	+0.41	-4.36	+0.34	+0.32	+0.027
Calving-Ease		\$W (Weaning)	\$F (Feedlot)	\$G (Grid)	\$B (Beef)				
★★★★		+28.91	+32.55	+24.01	+44.98				

Ranks in the Top 4% for Calving-Ease Direct, 10% for BW EPD, 20% for Milk EPD, 20% for YW EPD, 25% for REA EPD, 20% for \$W, and 25% for \$F.

- Check out the spread from a negative birth weight EPD to a big yearling EPD in this full brother to the popular Lot 5 bull in this sale.
- His dam, WK Princess 1194, has been a longtime featured donor at Express and has produced 71 progeny so far sired by 13 different sires that chart average IMF ratio of 104 while maintaining an average Ribeye ratio of 100.

**LOT 17**

17 | EXAR WHOLE SHOT 9757B

Reg. No: +16272032 Tattoo: 9757B DOB: 2/8/2009

O C C EMBLAZON 854E ... D H D TRAVELER 6807
RITO 6EM3 OF 4L1 EMBLAZON ... DIXIE ERICA OF C H 1019
 RITA 4L1 OF 2536 208 ... BON VIEW NEW DESIGN 208
 G A R PRECISION 2536

BON VIEW NEW DESIGN 1407 ... B/R NEW DESIGN 036
G A R 1407 NEW DESIGN 663 ... BON VIEW PRIDE 664
 G A R PRECISION 1559 ... G A R PRECISION 1680
 G A R EXT 704

Act. BW 80
 Adj. WW 733
 Adj. YW 1,347
 Adj. SC 34.1
 Adj. IMF 5.22
 Adj. REA 16.5

EPDs current as of 1/22/2010

CED	BW	WW	Milk	YW	SC	SEN	MARB	REA	Fat
+10	+0.8	+49	+25	+93	+0.32	-4.45	+0.42	+0.43	+0.017
Calving-Ease		\$W (Weaning)	\$F (Feedlot)	\$G (Grid)	\$B (Beef)				
★★★★		+27.87	+32.55	+28.56	+52.59				

Ranks in the Top 10% for Calving-Ease Direct, 25% for BW EPD, 20% for Milk EPD, 20% for YW EPD, 10% for REA EPD, 25% for \$W, 25% for \$F, 25% for \$G, and 20% for \$B. Big Ribeye scan of 16.5!

- A powerful son of the calving-ease and performance sire, Rito 6EM3.
- His dam, 663, is the \$104,000-valued donor for Express and Fluhart Farms, and is a full sister to the \$100,000 Limestone donor "982."



18 EXAR WITNESS 9595B

Reg. No: 16274822 Tattoo: 9595B DOB: 2/2/2009

B A R EXT TRAVELER 205
C R A BEXTOR 872 5205 608
CRA LADY JAYE 608 498 S EASY

N BAR EMULATION EXT
B A R QUEEN TRAVELER 3015
G A R SLEEP EASY 1009
H H F 917 LADY 975 498
BON VIEW NEW DESIGN 1407
EXAR JUNE C 3577
BR MIDLAND
EXAR BLACKCAP 0574

Act. BW 66
Adj. WW 788
Adj. YW 1,414
Adj. SC 38.9
Adj. IMF 5.26
Adj. REA 17.9

EPDs current as of 1/22/2010

CED	BW	WW	Milk	YW	SC	\$EN	MARB	REA	Fat
+12	-0.4	+54	+30	+101	+0.08	-11.78	+0.58	+0.44	+0.015
Calving-Ease		\$W (Weaning)		\$F (Feedlot)		\$G (Grid)		\$B (Beef)	
★★★★		+30.58		+38.74		+33.93		+57.97	

Ranks in the Top 2% for Calving-Ease Direct, 10% for BW EPD, 15% for WW EPD, 2% for Milk EPD, 10% for YW EPD, 15% for MARB EPD, 10% for REA EPD, 10% for \$W, 10% for \$F, 10% for \$G, and 10% for \$B. Check out the outstanding yearling weight of 1,414 lbs. and a Big Ribeye scan of 17.9!

Selling ½ Interest and ½ Possession - May be one of the best bulls ever raised at Express when you consider overall genetic merit, phenotype and pedigree. 9595B was natural calf off of a 2-year-old that has become a young donor for Express Ranches.



LOT 18

19 EXAR WAYLON 9207B

Reg. No: +16265229 Tattoo: 9207B DOB: 1/11/2009

B C MARATHON 7022
BC 7022 RAVEN 7965
O C C BLACKBIRD 796F

O C C KIRBY 633K
GIBBET HILL MIGNONNE E37
O C C BONANZA 880B
O C C BLACKBIRD 779A
B/R NEW DESIGN 036
BON VIEW PRIDE 664
BR MIDLAND
G A R 6807 TRAVELER 747

Act. BW 62
Adj. WW 676
Adj. YW 1,228
Adj. SC 36.2
Adj. IMF 5.84
Adj. REA 17.9

EPDs current as of 1/22/2010

CED	BW	WW	Milk	YW	SC	\$EN	MARB	REA	Fat
+7	+2.3	+47	+23	+84	-0.24	+0.09	+0.60	+0.50	+0.030
Calving-Ease		\$W (Weaning)		\$F (Feedlot)		\$G (Grid)		\$B (Beef)	
★★★		+26.39		+24.40		+34.60		+50.23	

Ranks in the Top 15% for MARB EPD, 5% for REA EPD, 10% for \$G, and 25% for \$B. Big Ribeye scan of 17.9!

- Note the big hip and overall profile of this low birth weight son of Raven.
- Waylon was a popular choice with many who studied the Express Carload and Pen bulls in Denver.



LOT 19

20 EXAR WILLIE 9758B

Reg. No: +16274842 Tattoo: 9758B DOB: 2/8/2009

B A R EXT TRAVELER 205
C R A BEXTOR 872 5205 608
CRA LADY JAYE 608 498 S EASY

N BAR EMULATION EXT
B A R QUEEN TRAVELER 3015
G A R SLEEP EASY 1009
H H F 917 LADY 975 498
TWIN VALLEY PRECISION E161
BR ROYAL LASS 7036-19
N BAR EMULATION EXT
G T MISS TRAVELER 177

Act. BW 89
Adj. WW 818
Adj. YW 1,389
Adj. SC 38.1
Adj. IMF 5.15
Adj. REA 17.2

EPDs current as of 1/22/2010

CED	BW	WW	Milk	YW	SC	\$EN	MARB	REA	Fat
+8	+1.2	+44	+19	+84	-0.30	+3.70	+0.52	+0.31	+0.058
Calving-Ease		\$W (Weaning)		\$F (Feedlot)		\$G (Grid)		\$B (Beef)	
★★★★		+25.27		+25.54		+25.42		+45.69	

Ranks in the Top 20% for Calving-Ease Direct, 20% for MARB EPD, and 25% for REA EPD. Big Ribeye scan of 17.2!

- A son of Jarold's favorite BR Midland daughter that was a member of the Rs. Late Spring Pen of Three at the NWSS in Denver.



LOT 20

21 EXAR WAGON MASTER 9769B

Reg. No: +16285202 Tattoo: 9769B DOB: 2/12/2009

BASIN EXPEDITION 768J
BASIN SPREAD 304T
BASIN LUCY 3829

GARDENS EXPEDITION
BASIN PRIMROSE LADY 5287
C A FUTURE DIRECTION 5321
BASIN LUCY 178E
TWIN VALLEY PRECISION E161
BR ROYAL LASS 7036-19
N BAR EMULATION EXT
G T MISS TRAVELER 177

Act. BW 95
Adj. WW 752
Adj. YW 1,390
Adj. SC 36.2
Adj. IMF 6.12
Adj. REA 15.5

EPDs current as of 1/22/2010

CED	BW	WW	Milk	YW	SC	\$EN	MARB	REA	Fat
+9	+0.3	+43	+15	+84	-0.31	+7.20	+0.53	+0.02	+0.067
Calving-Ease		\$W (Weaning)		\$F (Feedlot)		\$G (Grid)		\$B (Beef)	
★★		+24.21		+25.91		+19.07		+40.10	

Ranks in the Top 15% for Calving-Ease Direct, 15% for BW EPD, 25% for \$EN, and 20% for MARB EPD. Check out the %IMF of 6.12.

-This big-bodied, moderate-framed son of Basin Spread has been a favorite of Miles Shout.



LOT 21



LOT 22

22 RC WILEY POST 9304B EXAR

Reg. No: +16289052 Tattoo: 9304B DOB: 1/28/2009

Act. BW	96
Adj. WW	768
Adj. YW	1,312
Adj. SC	37.7
Adj. IMF	4.89
Adj. REA	17.8


B C MARATHON 7022	O C C KIRBY 633K
BC 7022 RAVEN 7965	GIBBET HILL MIGNONNE E37
O C C BLACKBIRD 796F	O C C BONANZA 880B
	O C C BLACKBIRD 779A
KRUGERRANDS MONEYLINE	KRUGERRAND OF DONAMERE 490
WK WINNIE 7305	ANKONY 5G00 BLACKBIRD GC017
WK WINNIE 5460	CENTENNIAL HERO 510
	WINNIE 93-820

EPDs current as of 1/22/2010

CED	BW	WW	Milk	YW	SC	\$EN	MARB	REA	Fat
+5	+2.4	+42	+12	+69	+0.10	+14.37	+0.29	+0.54	-0.009
Calving-Ease	\$W (Weaning)	\$F (Feedlot)	\$G (Grid)	\$B (Beef)					
★★	+23.97	+12.08	+27.85	+47.14					

Ranks in the Top 10% for \$EN, 3% for REA EPD, and 25% for \$G. Big Ribeye scan of 17.8!

Selling 1/2 interest and Full Possession, after Angus Junior Nationals. to be Shown by Ryan Callahan at the National Jr. Show in July at Denver, CO. - Maternal Brother to Express Herd Sire, EXAR Spartan 6225 and several other champions! - Without a doubt one of the most talked-about bulls in Denver during the National Western! - Wiley Post is flawless in his structure and presents one of the most eye-appealing profiles you can find!



LOT 23



LOT 24

23 EXAR WARDEN 9307B

Reg. No: +16289053 Tattoo: 9307B DOB: 1/29/2009

Act. BW	92
Adj. WW	712
Adj. YW	1,221
Adj. SC	36.8
Adj. IMF	5.14
Adj. REA	17.6

B C MARATHON 7022	O C C KIRBY 633K
BC 7022 RAVEN 7965	GIBBET HILL MIGNONNE E37
O C C BLACKBIRD 796F	O C C BONANZA 880B
	O C C BLACKBIRD 779A
KRUGERRANDS MONEYLINE	KRUGERRAND OF DONAMERE 490
WK WINNIE 7305	ANKONY 5G00 BLACKBIRD GC017
WK WINNIE 5460	CENTENNIAL HERO 510
	WINNIE 93-820

EPDs current as of 1/22/2010

CED	BW	WW	Milk	YW	SC	\$EN	MARB	REA	Fat
+5	+2.4	+42	+12	+69	-0.03	+14.37	+0.32	+0.56	-0.016
Calving-Ease	\$W (Weaning)	\$F (Feedlot)	\$G (Grid)	\$B (Beef)					
★★	+23.97	+12.08	+30.17	+46.88					

Ranks in the Top 10% for \$EN, 2% for REA EPD, and 20% for \$G. Big Ribeye scan of 17.6!

- Another member of the Incredible Raven x Winnie Flush! EXAR Warden 9307B is big-hipped and really stout!

24 EXAR WELLS FARGO 9301B

Reg. No: +16289050 Tattoo: 9301B DOB: 1/28/2009

Act. BW	82
Adj. WW	691
Adj. YW	1,248
Adj. SC	34.7
Adj. IMF	5.64
Adj. REA	16.0

B C MARATHON 7022	O C C KIRBY 633K
BC 7022 RAVEN 7965	GIBBET HILL MIGNONNE E37
O C C BLACKBIRD 796F	O C C BONANZA 880B
	O C C BLACKBIRD 779A
KRUGERRANDS MONEYLINE	KRUGERRAND OF DONAMERE 490
WK WINNIE 7305	ANKONY 5G00 BLACKBIRD GC017
WK WINNIE 5460	CENTENNIAL HERO 510
	WINNIE 93-820

EPDs current as of 1/22/2010

CED	BW	WW	Milk	YW	SC	\$EN	MARB	REA	Fat
+5	+2.4	+42	+12	+69	-0.31	+14.37	+0.37	+0.43	-0.002
Calving-Ease	\$W (Weaning)	\$F (Feedlot)	\$G (Grid)	\$B (Beef)					
★★★	+23.97	+12.08	+29.21	+46.88					

Ranks in the Top 10% for \$EN, 10% for REA EPD, and 20% for \$G. Big Ribeye scan of 16!

- EXAR Wells Fargo 9301B is deep and exhibits the same flawless structure as his full brothers! This is one of the best from the proven donor WK Winnie 7305 who has had 160 progeny recorded to date!



25 | EXAR WILLARD 9306B

Reg. No: +16288123 Tattoo: 9306B DOB: 1/28/2009

B C MARATHON 7022..... O C C KIRBY 633K
 BC 7022 RAVEN 7965..... GIBBET HILL MIGNONNE E37
 O C C BLACKBIRD 796F..... O C C BONANZA 880B
 O C C BLACKBIRD 779A
 EXAR LUTTON 1831..... NORTHERN IMPROVEMENT 4480 GF
 EXAR BLACKBIRD 4448..... EXAR SARAS DREAM 9809
 WK BLACKBIRD 7308..... CONNEALY DATELINE
 WK BLACKBIRD 5344

Act. BW 92
 Adj. WW 680
 Adj. YW 1,261
 Adj. SC 36.7
 Adj. IMF 4.24
 Adj. REA 17.7

EPDs current as of 1/22/2010

CED	BW	WW	Milk	YW	SC	SEN	MARB	REA	Fat
+4	+2.9	+47	+19	+81	-0.04	+4.62	+0.17	+0.52	+0.008
Calving-Ease		\$W (Weaning)	\$F (Feedlot)	\$G (Grid)	\$B (Beef)				
★★		+25.09	+21.51	+21.21	+42.07				

Ranks in the Top 4% for REA EPD. Big Ribeye scan of 17.7!
 Willard 9306B caught the eye of several respected cattlemen in Denver, because of his big top, thick and muscular rear end, and excellent set of feet and legs!



LOT 25

26 | EXAR WISDOM 81519

Reg. No: +16241733 Tattoo: 81519 DOB: 12/6/2008

BON VIEW NEW DESIGN 1407... B/R NEW DESIGN 036
 EXAR 263C..... BON VIEW PRIDE 664
 EXAR JUNE C 3577..... BR MIDLAND
 PAF 9611 616 1161
 G D A R TRAVELER 044..... D H D TRAVELER 6807
 G A R 044 TRAVELER 2328..... G D A R BLACKCAP LADY 840
 G A R PRECISION 2536..... G A R PRECISION 1680
 G A R EXT 2104

Act. BW 76
 Adj. WW 637
 Adj. YW 1,304
 Adj. SC 37.0
 Adj. IMF 5.00
 Adj. REA 20.1

EPDs current as of 1/22/2010

CED	BW	WW	Milk	YW	SC	SEN	MARB	REA	Fat
+8	+2.1	+52	+31	+101	+0.25	-11.69	+0.33	+0.65	+0.011
Calving-Ease		\$W (Weaning)	\$F (Feedlot)	\$G (Grid)	\$B (Beef)				
★★★		+27.24	+39.55	+28.08	+55.73				

Ranks in the Top 20% for Calving-Ease Direct, 20% for WW EPD, 1% for Milk EPD, 10% for YW EPD, 1% for REA EPD, 10% for \$F, 25% for \$G, and 10% for \$B. Big Ribeye scan of 20.1! A powerful son of one of the most sought-after females in the Angus breed, "2328" who is also known as the only full sister the ribeye and carcass sire, Grid Maker!



LOT 26

27 | EXAR WYNDHAM 9716B

Reg. No: +16258255 Tattoo: 9716B DOB: 1/11/2009

BON VIEW NEW DESIGN 1407... B/R NEW DESIGN 036
 EXAR 263C..... BON VIEW PRIDE 664
 EXAR JUNE C 3577..... BR MIDLAND
 PAF 9611 616 1161
 SVF GDAR 216 LTD..... TRAVELER 124 G D A R
 TWIN HILLS FOREVER LADY 2237..... G D A R FOREVER LADY 718
 S V F FOREVER LADY 57D..... LEACHMAN RIGHT TIME
 S V F FOREVER LADY 1128

Act. BW 84
 Adj. WW 821
 Adj. YW 1,471
 Adj. SC 39.2
 Adj. IMF 6.95
 Adj. REA 18.9

EPDs current as of 1/22/2010

CED	BW	WW	Milk	YW	SC	SEN	MARB	REA	Fat
+9	+2.5	+63	+31	+119	+0.35	-18.50	+0.73	+0.64	+0.071
Calving-Ease		\$W (Weaning)	\$F (Feedlot)	\$G (Grid)	\$B (Beef)				
★★★		+27.15	+54.24	+29.37	+67.33				

Ranks in the Top 15% for Calving-Ease Direct, 2% for WW EPD, 1% for Milk EPD, 1% for YW EPD, 4% for MARB EPD, 1% for REA EPD, 1% for \$F, 20% for \$G, and 1% for \$B. Check out the outstanding yearling weight of 1,471 lbs. with an incredible IMF of 6.95% coupled with a Big Ribeye of 18.9! The #1 \$B bull in this entire offering! Power-packed performance and carcass scans in this son of the JS Venture and A Cross Donor, Twin Hills Forever Lady 2237.



LOT 27

28 | EXAR WURLITZER 83645

Reg. No: 16203639 Tattoo: 83645 DOB: 11/6/2008

RITO 616 OF 4B20 6807..... D H D TRAVELER 6807
 SPUR RITO 616 6435..... RITA 4B20 OF OFB1 BANDO
 LAYS LENA 4431..... BON VIEW NEW DESIGN 878
 SPUR LENA 0411
 BON VIEW NEW DESIGN 1407... B/R NEW DESIGN 036
 EXAR EXPECTATION 3176..... BON VIEW PRIDE 664
 G A R EXPECTATION H53..... G A R EXPECTATION 4915
 G A R PRECISION 4539

Act. BW 72
 Adj. WW 672
 Adj. YW 1,222
 Adj. SC 37.1
 Adj. IMF 6.06
 Adj. REA 18.5

EPDs current as of 1/22/2010

CED	BW	WW	Milk	YW	SC	SEN	MARB	REA	Fat
+10	-0.1	+49	+26	+91	+0.20	-4.85	+0.73	+0.37	+0.019
Calving-Ease		\$W (Weaning)	\$F (Feedlot)	\$G (Grid)	\$B (Beef)				
★★★★		+29.42	+30.54	+35.15	+60.91				

Ranks in the Top 10% for Calving-Ease Direct, 10% for BW EPD, 15% for Milk EPD, 25% for YW EPD, 4% for MARB EPD, 15% for REA EPD, 15% for \$W, 5% for \$G, and 4% for \$B. Incredible combination of 6.06 %IMF and a Big Ribeye scan of 18.5! Combines a negative birth weight and calving-ease package with tremendous IMF and REA scan!



LOT 28



LOT 29

29 | EXAR WINTHROP 81526

Reg. No: +16241740 Tattoo: 81526 DOB: 12/25/2008

BOYD ON TARGET 1083 S A F 598 BANDO 5175
 STEVENSON MONEYMAKER R185 BOYD FOREVER LADY 7095
 STEVENSON CLOVA PRIDE L888 V D A R AMBUSH 2478
 STEVENSON CLOVA PRIDE 712H
 B/R NEW DESIGN 036 V D A R NEW TREND 315
 G A R NEW DESIGN 1200 B/R BLACKCAP EMPRESS 76
 G A R PRECISION 2536 G A R PRECISION 1680
 G A R EXT 2104

EPDs current as of 1/22/2010

CED	BW	WW	Milk	YW	SC	SEN	MARB	REA	Fat
+4	+3.9	+60	+24	+107	+0.42	-5.84	+0.46	+0.19	+0.032
Calving-Ease	\$W (Weaning)	\$F (Feedlot)	\$G (Grid)	\$B (Beef)					
★★	+27.19	+42.58	+25.27	+50.18					

Ranks in the Top 3% for WW EPD, 3% for YW EPD, 25% for MARB EPD, 4% for \$F, and 25% for \$B. Check out the %IMF of 6.55. Son of the elite donor "1200" who is a Ribeye Trait Leader in the Angus breed as evidenced by 101 progeny sired by 23 different sires that combine an average REA scan ratio of 104!

Act. BW 73
 Adj. WW 626
 Adj. YW 1,156
 Adj. SC 36.7
 Adj. IMF 6.55
 Adj. REA 15.2



LOT 30

30 | EXAR GRANDE 8402S SVA

Reg. No: 16495149 Tattoo: 8402S DOB: 4/26/2008

O C C EMBLAZON 854E D H D TRAVELER 6807
 RITO 6EM3 OF 4L1 EMBLAZON DIXIE ERICA OF C H 1019
 RITA 4L1 OF 2536 208 BON VIEW NEW DESIGN 208
 G A R PRECISION 2536
 CONNEALY ONWARD CONNEALY LEAD ON
 EXAR RITA 684 ALTUNE OF CONANGA 6104
 G A R EXT 7513 N BAR EMULATION EXT
 G A R 6807 TRAVELER 93

EPDs current as of 1/22/2010

CED	BW	WW	Milk	YW	SC	SEN	MARB	REA	Fat
+2.1	+56	+22	+102	-4.59	+0.26	+0.56	+0.022		
Calving-Ease	\$W (Weaning)	\$F (Feedlot)	\$G (Grid)	\$B (Beef)					
★★★	+27.30	+38.98	+24.12	+50.25					

Ranks in the Top 2% for REA EPD. A three-quarter brother in blood to the top-selling Lot 1 bull EXAR Rio 8189 in the 2009 Rancher's Bull Sale who sold a one-half interest for \$20,000 to A Cross Ranches of Elk City, OK. Dam was the \$19,000 selection of Sunset Valley Angus of Ohio and now is working in the Rolling Hills herd located in Illinois.

Act. BW 83
 Adj. WW 837
 Adj. YW 1,381
 Adj. SC 38.0
 Adj. IMF 38.0
 Adj. REA



LOT 31

31 | RAFTER S SPARTAN 83974

Reg. No: 16163020 Tattoo: 83974 DOB: 9/7/2008

EXAR LUTTON 1831 NORTHERN IMPROVEMENT 4480 GF
 EXAR SPARTAN 6225 EXAR SARAS DREAM 9809
 WK WINNIE 7305 KRUGERRANDS MONEYLINE
 WK WINNIE 5460
 BR MIDLAND TWIN VALLEY PRECISION E161
 EXG WENDY S409 R3 BR ROYAL LASS 7036-19
 EXG WENDY P803 R3 EXAR SUDDEN IMPACT 1537
 BROKEN ARROW WENDY 040

EPDs current as of 1/22/2010

CED	BW	WW	Milk	YW	SC	SEN	MARB	REA	Fat
+5	+3.6	+64	+22	+111	-7.44	+0.44	-0.04	+0.013	
Calving-Ease	\$W (Weaning)	\$F (Feedlot)	\$G (Grid)	\$B (Beef)					
★★	+26.71	+45.17	+21.18	+53.72					

Ranks in the Top 1% for WW EPD, 2% for YW EPD, 2% for \$F, and 15% for \$B. Check out this big-hipped, stout-made son of EXAR Spartan 6225 and EXG Wendy S409 R3, who was a many-time champion Angus show heifer for Kolby Shepherd, son of Jason Shepard, the manager of the R3 division of Express Ranches.

Act. BW 78
 Adj. WW 767
 Adj. YW 1,353
 Adj. SC 40.0
 Adj. IMF 5.19
 Adj. REA 13.1



EXG WENDY S409 R3

Champion show heifer for Kolby Shepherd and dam of Lot 31.



EXAR 263C

32 | EXAR 263C 9587B

[NHF]

Act. BW 72
 Adj. WW 878
 Adj. YW 1,537
 Adj. SC 40.9
 Adj. IMF 5.06
 Adj. REA 15.5

Reg. No: 16265328 Tattoo: 9587B DOB: 2/1/2009

BON VIEW NEW DESIGN 1407 ...
EXAR 263C
 EXAR JUNE C 3577
 G A R FUTURE DIRECTION L5144
EXAR DORA T179
 SUA COWBOY OF DORA 5574 ...

B/R NEW DESIGN 036
 BON VIEW PRIDE 664
 BR MIDLAND
 PAF 9611 616 1161
 C A FUTURE DIRECTION 5321
 G A R NEW DESIGN 1440
 S U A RH COWBOY 1210Z
 SUA 5U22 DORA 0516

EPDs current as of 1/22/2010

CED	BW	WW	Milk	YW	SC	SEN	MARB	REA	Fat
+9	+1.0	+54	+32	+107	+0.48	-15.63	+0.61	+0.27	+0.017
Calving-Ease	\$W (Weaning)	\$F (Feedlot)	\$G (Grid)	\$B (Beef)					
★★★★	+27.50	+45.04	+29.98	+63.22					

Ranks in the Top 15% for Calving-Ease Direct, 25% for BW EPD, 15% for WW EPD, 1% for Milk EPD, 3% for YW EPD, 10% for MARB EPD, 2% for \$F, 20% for \$G, and 2% for \$B. Note the outstanding weaning weight of 878 lbs. and yearling weight of 1,537 lbs.



LOT 32

33 | EXAR 263C 9227B

[NHF]

Act. BW 84
 Adj. WW 728
 Adj. YW 1,381
 Adj. SC 35.7
 Adj. IMF 5.84
 Adj. REA 17.5

Reg. No: +16290267 Tattoo: 9227B DOB: 1/27/2009

BON VIEW NEW DESIGN 1407 ...
EXAR 263C
 EXAR JUNE C 3577
 KG DAKOTA
EXAR RITA 5486
 M F OSC3 QUEEN B 8EX5

B/R NEW DESIGN 036
 BON VIEW PRIDE 664
 BR MIDLAND
 PAF 9611 616 1161
 C A FUTURE DIRECTION 5321
 NEW TREND 315 K G 3
 N BAR EMULATION EXT
 M F QUEEN B OSC3 OF 5H11SC

EPDs current as of 1/22/2010

CED	BW	WW	Milk	YW	SC	SEN	MARB	REA	Fat
+9	+1.8	+47	+28	+93	+0.03	-7.36	+0.63	+0.48	+0.015
Calving-Ease	\$W (Weaning)	\$F (Feedlot)	\$G (Grid)	\$B (Beef)					
★★★	+25.47	+33.33	+34.27	+62.57					

Ranks in the Top 15% for Calving-Ease Direct, 10% for Milk EPD, 20% for YW EPD, 10% for MARB EPD, 10% for REA EPD, 20% for \$F, 10% for \$G, and 3% for \$B. Big Ribeye scan of 17.5!





34 | EXAR 263C 9545B [NHF] Act. BW 70
 Reg. No: 16256480 Tattoo: 9545B DOB: 1/12/2009 Adj. WW 747
 BON VIEW NEW DESIGN 1407 ... B/R NEW DESIGN 036
 EXAR 263C BON VIEW PRIDE 664
 EXAR JUNE C 3577 ... BR MIDLAND
 PAF 9611 616 1161
 BOYD ON TARGET 1083 ... S A F 598 BANDO 5175
 CIRCLE G ENTENSE 6173 BOYD FOREVER LADY 7095
 CIRCLE G ENTENSE 2180 ... B/R NEW DESIGN 323
 CIRCLE G ENTENSE 0867
 Act. REA 16.4

EPDs current as of 1/22/2010

CED	BW	WW	Milk	YW	SC	\$EN	MARB	REA	Fat
+9	+1.0	+45	+28	+100	+0.41	-9.55	+0.66	+0.44	+0.011
Calving-Ease		\$W (Weaning)	\$F (Feedlot)	\$G (Grid)	\$B (Beef)				
★★★★		+23.00	+41.33	+35.68	+63.37				

Ranks in the Top 15% for Calving-Ease Direct, 25% for BW EPD, 10% for Milk EPD, 10% for YW EPD, 10% for MARB EPD, 10% for REA EPD, 5% for \$F, 5% for \$G, and 2% for \$B. Incredible combination of 6.03 %IMF and a Big Ribeye scan of 16.4!

36 | EXAR 263C 9639B Act. BW 62
 Reg. No: 16272000 Tattoo: 9639B DOB: 2/14/2009 Adj. WW 853
 BON VIEW NEW DESIGN 1407 ... B/R NEW DESIGN 036
 EXAR 263C BON VIEW PRIDE 664
 EXAR JUNE C 3577 ... BR MIDLAND
 PAF 9611 616 1161
 MYTTY IN FOCUS ... S A F FOCUS OF E R
 EXAR CREEOLA T129 MYTTY COUNTLESS 906
 SUA TIMELINE OF CREEOLA 5543 CONNEALY TIMELINE
 SPEAR U RANCHER 690
 Act. REA 15.9

EPDs current as of 1/22/2010

CED	BW	WW	Milk	YW	SC	\$EN	MARB	REA	Fat
+12	-1.1	+57	+30	+106	+0.65	-13.36	+0.57	+0.28	+0.018
Calving-Ease		\$W (Weaning)	\$F (Feedlot)	\$G (Grid)	\$B (Beef)				
★★★★		+31.71	+42.75	+30.76	+58.03				

Ranks in the Top 2% for Calving-Ease Direct, 4% for BW EPD, 10% for WW EPD, 2% for Milk EPD, 4% for YW EPD, 15% for MARB EPD, 5% for \$W, 4% for \$F, 15% for \$G, and 10% for \$B. Note the outstanding weaning weight of 853 lbs. and yearling weight of 1,405 lbs.

38 | EXAR 263C 9210B [AMF-NHF] Act. BW 80
 Reg. No: +16267857 Tattoo: 9210B DOB: 1/12/2009 Adj. WW 631
 BON VIEW NEW DESIGN 1407 ... B/R NEW DESIGN 036
 EXAR 263C BON VIEW PRIDE 664
 EXAR JUNE C 3577 ... BR MIDLAND
 PAF 9611 616 1161
 C A FUTURE DIRECTION 5321 ... G A R PRECISION 1680
 EXAR EVERELDA ENTENSE 3035 C A MISS POWER FIX 308
 C O EVERELDA ENTENSE 9060 ... V D A R VISION 243
 SITZ EVERELDA ENTENSE 1905
 Act. REA 17.1

EPDs current as of 1/22/2010

CED	BW	WW	Milk	YW	SC	\$EN	MARB	REA	Fat
+9	+1.0	+50	+34	+95	+0.61	-13.83	+0.51	+0.54	+0.034
Calving-Ease		\$W (Weaning)	\$F (Feedlot)	\$G (Grid)	\$B (Beef)				
★★★★		+28.57	+34.18	+31.38	+53.46				

Ranks in the Top 15% for Calving-Ease Direct, 25% for BW EPD, 25% for WW EPD, 1% for Milk EPD, 20% for YW EPD, 20% for MARB EPD, 3% for REA EPD, 20% for \$W, 20% for \$F, 15% for \$G, and 15% for \$B. Big Ribeye scan of 17.1!



35 | EXAR AC 263C A911 Act. BW 62
 Reg. No: 16377349 Tattoo: A911 DOB: 1/4/2009 Adj. WW 737
 BON VIEW NEW DESIGN 1407 ... B/R NEW DESIGN 036
 EXAR 263C BON VIEW PRIDE 664
 EXAR JUNE C 3577 ... BR MIDLAND
 PAF 9611 616 1161
 TC TOTAL 410 ... BON VIEW NEW DESIGN 208
 BLACKJACKS LADYMERE 741 TC ERICA EILEEN 2047
 SUMMITCREST LADYMERE 265R SUMMITCREST HIGH PRIME OH29
 SUMMITCREST LADYMERE 361M
 Act. REA 15.0

EPDs current as of 1/22/2010

CED	BW	WW	Milk	YW	SC	\$EN	MARB	REA	Fat
+6	+2.2	+57	+33	+107	+0.11	-16.61	+0.67	+0.24	-0.004
Calving-Ease		\$W (Weaning)	\$F (Feedlot)	\$G (Grid)	\$B (Beef)				
★★★★		+27.66	+43.81	+36.16	+59.93				

Ranks in the Top 10% for WW EPD, 1% for Milk EPD, 3% for YW EPD, 10% for MARB EPD, 3% for \$F, 4% for \$G, and 5% for \$B.

37 | EXAR 263C 9064B Act. BW 76
 Reg. No: 16271899 Tattoo: 9064B DOB: 2/13/2009 Adj. WW 709
 BON VIEW NEW DESIGN 1407 ... B/R NEW DESIGN 036
 EXAR 263C BON VIEW PRIDE 664
 EXAR JUNE C 3577 ... BR MIDLAND
 PAF 9611 616 1161
 BOYD ON TARGET 1083 ... S A F 598 BANDO 5175
 DIAMOND BLACK LADY 123S BOYD FOREVER LADY 7095
 DIAMOND BLACK LADY L513 ... DIAMOND RAINMAKER 154E
 DIAMOND BLACK LADY 55D
 Act. REA 15.4

EPDs current as of 1/22/2010

CED	BW	WW	Milk	YW	SC	\$EN	MARB	REA	Fat
+7	+1.1	+50	+31	+104	+0.71	-13.70	+0.56	+0.10	+0.033
Calving-Ease		\$W (Weaning)	\$F (Feedlot)	\$G (Grid)	\$B (Beef)				
★★★★		+25.49	+43.50	+25.75	+53.76				

Ranks in the Top 25% for WW EPD, 1% for Milk EPD, 5% for YW EPD, 15% for MARB EPD, 3% for \$F, and 15% for \$B. Check out the outstanding yearling weight of 1,426 lbs. with an incredible IMF of 7.15.

39 | EXAR 263C 9467B Act. BW 78
 Reg. No: 16285156 Tattoo: 9467B DOB: 2/14/2009 Adj. WW 729
 BON VIEW NEW DESIGN 1407 ... B/R NEW DESIGN 036
 EXAR 263C BON VIEW PRIDE 664
 EXAR JUNE C 3577 ... BR MIDLAND
 PAF 9611 616 1161
 S A V 8180 TRAVELER 004 ... SITZ TRAVELER 8180
 PF 004 RUTH 6002 BOYD FOREVER LADY 8003
 EXAR RUTH 1233 ... BON VIEW NEW DESIGN 1407
 SHADY BROOK RUTH 284G
 Act. REA 16.3

EPDs current as of 1/22/2010

CED	BW	WW	Milk	YW	SC	\$EN	MARB	REA	Fat
+8	+1.4	+59	+33	+106	+0.36	-16.30	+0.37	+0.27	+0.058
Calving-Ease		\$W (Weaning)	\$F (Feedlot)	\$G (Grid)	\$B (Beef)				
★★★★		+30.91	+41.94	+18.52	+46.89				

Ranks in the Top 20% for Calving-Ease Direct, 4% for WW EPD, 1% for Milk EPD, 4% for YW EPD, 10% for \$W, and 4% for \$F. Big Ribeye scan of 16.3!

40 | EXAR 263C 9464B [AMF-NHF] Act. BW 89
 Reg. No: 16391095 Tattoo: 9464B DOB: 2/14/2009 Adj. WW 719
 BON VIEW NEW DESIGN 1407 ... B/R NEW DESIGN 036
 EXAR 263C BON VIEW PRIDE 664
 EXAR JUNE C 3577 ... BR MIDLAND
 PAF 9611 616 1161
 G A R PRECISION 1680 ... TEHAMA BANDO 155
 EXAR LUCY 5130 9J9 G A R 856
 THOMAS LUCY 9651 ... A A R NEW TREND
 THOMAS LUCY 2104
 Act. REA 19.4

EPDs current as of 1/22/2010

CED	BW	WW	Milk	YW	SC	\$EN	MARB	REA	Fat
+5	+2.9	+42	+33	+91	+0.70	-11.60	+0.58	+0.54	+0.018
Calving-Ease		\$W (Weaning)	\$F (Feedlot)	\$G (Grid)	\$B (Beef)				
★★		+20.65	+33.27	+33.17	+61.88				

Ranks in the Top 1% for Milk EPD, 25% for YW EPD, 15% for MARB EPD, 3% for REA EPD, 20% for \$F, 10% for \$G, and 3% for \$B. Big Ribeye scan of 19.4!



41 | EXAR 263C 9320B [NHF] Act. BW 78
 Reg. No: +16288133 Tattoo: 9320B DOB: 2/4/2009 Adj. WW 775
 BON VIEW NEW DESIGN 1407 ... B/R NEW DESIGN 036 Adj. YW 1,332
 EXAR 263C BON VIEW PRIDE 664 1,332
 EXAR JUNE C 3577 ... BR MIDLAND Adj. SC 39.0
 PAF 9611 616 1161
 C A FUTURE DIRECTION 5321 ... G A R PRECISION 1680 Adj. IMF 4.54
 D C C RITA 307 OF 5321 370 C A MISS POWER FIX 308
 D C C IDEAL 370 OF EXT 6100 ... N BAR EMULATION EXT Adj. REA 16.4
 ELDORADO 6100 IDEAL 5108 156

EPDs current as of 1/22/2010

CED	BW	WW	Milk	YW	SC	SEN	MARB	REA	Fat
+6	+2.2	+51	+31	+96	+0.41	-11.19	+0.50	+0.28	+0.032
Calving-Ease	\$W (Weaning)	\$F (Feedlot)	\$G (Grid)	\$B (Beef)					
★★★	+26.84	+34.80	+26.94	+52.71					

Ranks in the Top 25% for WW EPD, 1% for Milk EPD, 15% for YW EPD, 20% for MARB EPD, 15% for \$F, and 20% for \$B. Big Ribeye scan of 16.4!

42 | EXAR 263C 9637B Act. BW 60
 Reg. No: 16271997 Tattoo: 9637B DOB: 2/12/2009 Adj. WW 582
 BON VIEW NEW DESIGN 1407 ... B/R NEW DESIGN 036 Adj. YW 1,320
 EXAR 263C BON VIEW PRIDE 664 1,320
 EXAR JUNE C 3577 ... BR MIDLAND Adj. SC 39.2
 PAF 9611 616 1161
 TC RITO 465 ... RITO 112 OF 2536 RITO 616 Adj. IMF 5.01
 EXAR DIAMOND T162 TC BLACKCAP 8235
 V N A R TAMRA DIAMOND 446 ... G D A R TRAVELER 71 Adj. REA 15.6
 V N A R TAMRA DIAMOND 106E

EPDs current as of 1/22/2010

CED	BW	WW	Milk	YW	SC	SEN	MARB	REA	Fat
+11	-0.2	+45	+28	+93		-7.36	+0.50	+0.13	+0.022
Calving-Ease	\$W (Weaning)	\$F (Feedlot)	\$G (Grid)	\$B (Beef)					
★★★★	+26.34	+34.12	+27.75	+47.51					

Ranks in the Top 4% for Calving-Ease Direct, 10% for BW EPD, 10% for Milk EPD, 20% for YW EPD, 20% for MARB EPD, 20% for \$F, and 25% for \$G.

43 | EXAR 263C 9601B Act. BW 74
 Reg. No: 16271939 Tattoo: 9601B DOB: 2/3/2009 Adj. WW 754
 BON VIEW NEW DESIGN 1407 ... B/R NEW DESIGN 036 Adj. YW 1,228
 EXAR 263C BON VIEW PRIDE 664 1,228
 EXAR JUNE C 3577 ... BR MIDLAND Adj. SC 37.9
 PAF 9611 616 1161
 TC RITO 465 ... RITO 112 OF 2536 RITO 616 Adj. IMF 5.46
 EXAR DOMINO T155 TC BLACKCAP 8235
 SUA TIMELINE OF DOMINO 504 ... CONNEALY TIMELINE Adj. REA 13.4
 SUA RH DOMINO 349

EPDs current as of 1/22/2010

CED	BW	WW	Milk	YW	SC	SEN	MARB	REA	Fat
+8	+1.2	+51	+26	+97	+0.13	-6.72	+0.57	+0.17	+0.015
Calving-Ease	\$W (Weaning)	\$F (Feedlot)	\$G (Grid)	\$B (Beef)					
★★★★	+27.71	+35.82	+31.17	+50.45					

Ranks in the Top 20% for Calving-Ease Direct, 25% for WW EPD, 15% for Milk EPD, 15% for YW EPD, 15% for MARB EPD, 15% for \$F, 15% for \$G, and 25% for \$B.

44 | EXAR 263C 9548B Act. BW 84
 Reg. No: 16256483 Tattoo: 9548B DOB: 1/13/2009 Adj. WW 752
 BON VIEW NEW DESIGN 1407 ... B/R NEW DESIGN 036 Adj. YW 1,219
 EXAR 263C BON VIEW PRIDE 664 1,219
 EXAR JUNE C 3577 ... BR MIDLAND Adj. SC 39.8
 PAF 9611 616 1161
 RA KLONDIKE P16 ... RA KLONDIKE K14 Adj. IMF 4.31
 EXAR ERISKAY 6577 RA BLACKWOOD LADY L165
 ERISKAY OF ROLLIN ROCK 4118 BR MIDLAND Adj. REA 13.8
 ERISKAY OF ROLLIN ROCK 8211

EPDs current as of 1/22/2010

CED	BW	WW	Milk	YW	SC	SEN	MARB	REA	Fat
+7	+1.6	+43	+26	+90	+0.33	-4.54	+0.45	+0.06	+0.022
Calving-Ease	\$W (Weaning)	\$F (Feedlot)	\$G (Grid)	\$B (Beef)					
★★★	+23.66	+31.87	+25.63	+43.03					

Ranks in the Top 15% for Milk EPD, and 25% for \$F.

45 | EXAR 263C 9613B [NHF] Act. BW 70
 Reg. No: 16271957 Tattoo: 9613B DOB: 2/4/2009 Adj. WW 877
 BON VIEW NEW DESIGN 1407 ... B/R NEW DESIGN 036 Adj. YW 1,384
 EXAR 263C BON VIEW PRIDE 664 1,384
 EXAR JUNE C 3577 ... BR MIDLAND Adj. SC 39.5
 PAF 9611 616 1161
 S A V 8180 TRAVELER 004 ... SITZ TRAVELER 8180 Adj. IMF 4.73
 EXAR PRIDELLA 6238 BOYD FOREVER LADY 8003
 V A R PRIDELLA 3003 ... BON VIEW NEW DESIGN 1407 Adj. REA 14.8
 V A R PRIDELLA 1033

EPDs current as of 1/22/2010

CED	BW	WW	Milk	YW	SC	SEN	MARB	REA	Fat
+11	+0.3	+54	+32	+104	+0.34	-14.68	+0.52	+0.22	+0.056
Calving-Ease	\$W (Weaning)	\$F (Feedlot)	\$G (Grid)	\$B (Beef)					
★★★★	+29.13	+41.87	+22.86	+51.21					

Ranks in the Top 4% for Calving-Ease Direct, 15% for BW EPD, 15% for WW EPD, 1% for Milk EPD, 5% for YW EPD, 20% for MARB EPD, 20% for \$W, 5% for \$F, and 20% for \$B. Note the outstanding weaning weight of 877 lbs.

46 | EXAR AC 263C A921 Act. BW 80
 Reg. No: 16377344 Tattoo: A921 DOB: 1/13/2009 Adj. WW 672
 BON VIEW NEW DESIGN 1407 ... B/R NEW DESIGN 036 Adj. YW 1,336
 EXAR 263C BON VIEW PRIDE 664 1,336
 EXAR JUNE C 3577 ... BR MIDLAND Adj. SC 40.7
 PAF 9611 616 1161
 LEACHMAN RIGHT TIME ... N BAR EMULATION EXT Adj. IMF 5.36
 LEACHMAN BLACKCAP 6068 LEACHMAN ERICA 0025
 LEACHMAN BLACKCAP 903B ... PINE DRIVE BIG SKY Adj. REA 19.2
 LEACHMAN BLACKCAP 1096

EPDs current as of 1/22/2010

CED	BW	WW	Milk	YW	SC	SEN	MARB	REA	Fat
+8	+1.3	+48	+26	+87	+0.49	-3.62	+0.42	+0.39	+0.012
Calving-Ease	\$W (Weaning)	\$F (Feedlot)	\$G (Grid)	\$B (Beef)					
★★★★	+28.59	+26.96	+29.64	+47.66					

Ranks in the Top 20% for Calving-Ease Direct, 15% for Milk EPD, 15% for REA EPD, 20% for \$W, and 20% for \$G. Big Ribeye scan of 19.2!

47 | EXAR AC 263C A904 Act. BW 94
 Reg. No: 16377341 Tattoo: A904 DOB: 1/1/2009 Adj. WW 669
 BON VIEW NEW DESIGN 1407 ... B/R NEW DESIGN 036 Adj. YW 1,330
 EXAR 263C BON VIEW PRIDE 664 1,330
 EXAR JUNE C 3577 ... BR MIDLAND Adj. SC 36.9
 PAF 9611 616 1161
 S A V 8180 TRAVELER 004 ... SITZ TRAVELER 8180 Adj. IMF 4.18
 LIMESTONE CHLOE S323 BOYD FOREVER LADY 8003
 STEVENSON CHLOE 0873 ... C A FUTURE DIRECTION 5321 Adj. REA 19.3
 STEVENSON CHLOE 4900

EPDs current as of 1/22/2010

CED	BW	WW	Milk	YW	SC	SEN	MARB	REA	Fat
+3	+3.5	+53	+31	+102	+0.19	-13.07	+0.48	+0.59	+0.053
Calving-Ease	\$W (Weaning)	\$F (Feedlot)	\$G (Grid)	\$B (Beef)					
★★	+23.60	+40.19	+27.53	+56.19					

Ranks in the Top 15% for WW EPD, 1% for Milk EPD, 10% for YW EPD, 25% for MARB EPD, 2% for REA EPD, 10% for \$F, and 10% for \$B. Big Ribeye scan of 19.3!





LOT 48



LOT 49

50 | EXAR BEXTOR 9557B [NH] Act. BW 60

Reg. No: 16261007 Tattoo: 9557B DOB: 1/15/2009 Adj. WW 807

B A R EXT TRAVELER 205..... N BAR EMULATION EXT Adj. YW 1,314
 C R A BEXTOR 872 5205 608 B A R QUEEN TRAVELER 3015 Adj. SC 38.3
 CRA LADY JAYE 608 498 S EASY G A R SLEEP EASY 1009 Adj. IMF 6.83
 BON VIEW NEW DESIGN 1407... B/R NEW DESIGN 036 Adj. REA 15.5
 EXAR ANNIE 2477 BON VIEW PRIDE 664
 EXAR ANNIE 5658..... R3 FUTURE DIRECTION L503
 EXAR ANNIE 307

EPDs current as of 1/22/2010

CED	BW	WW	Milk	YW	SC	\$EN	MARB	REA	Fat
+14	-1.7	+48	+31	+88	-0.04	-8.71	+0.84	+0.44	+0.028
Calving-Ease		\$W (Weaning)		\$F (Feedlot)		\$G (Grid)		\$B (Beef)	
★★★★		+31.66		+27.94		+38.62		+56.91	

Ranks in the Top 1% for Calving-Ease Direct, 2% for BW EPD, 1% for Milk EPD, 2% for MARB EPD, 10% for REA EPD, 5% for \$W, 2% for \$G, and 10% for \$B. Check out the %IMF of 6.83.

52 | EXAR BEXTOR 9554B [NH] Act. BW 68

Reg. No: 16261005 Tattoo: 9554B DOB: 1/14/2009 Adj. WW 718

B A R EXT TRAVELER 205..... N BAR EMULATION EXT Adj. YW 1,281
 C R A BEXTOR 872 5205 608 B A R QUEEN TRAVELER 3015 Adj. SC 34.2
 CRA LADY JAYE 608 498 S EASY G A R SLEEP EASY 1009 Adj. IMF 4.51
 BASIN FRANCHISE P142..... C A FUTURE DIRECTION 5321 Adj. REA 15.7
 EXAR BLACKCAP 7265 BASIN CHLOE 812L
 KAHN BLACKCAP N04..... B/R NEW DESIGN 036
 I L C BLACKCAP 0203

EPDs current as of 1/22/2010

CED	BW	WW	Milk	YW	SC	\$EN	MARB	REA	Fat
+11	+0.4	+42	+28	+87		-5.51	+0.54	+0.48	+0.025
Calving-Ease		\$W (Weaning)		\$F (Feedlot)		\$G (Grid)		\$B (Beef)	
★★★★		+25.47		+29.26		+32.65		+52.96	

Ranks in the Top 4% for Calving-Ease Direct, 15% for BW EPD, 10% for Milk EPD, 20% for MARB EPD, 10% for REA EPD, 10% for \$G, and 15% for \$B.

48 | EXAR BEXTOR 9528B Act. BW 78

Reg. No: 16260996 Tattoo: 9528B DOB: 1/6/2009 Adj. WW 858

B A R EXT TRAVELER 205..... N BAR EMULATION EXT Adj. YW 1,450
 C R A BEXTOR 872 5205 608 B A R QUEEN TRAVELER 3015 Adj. SC 41.0
 CRA LADY JAYE 608 498 S EASY G A R SLEEP EASY 1009 Adj. IMF 4.73
 EXAR 263C..... BON VIEW NEW DESIGN 1407 Adj. REA 15.4
 EXAR BLACKCAP 7022 EXAR JUNE C 3577
 EXAR BLACKCAP 3123..... BR MIDLAND
 EXAR BLACKCAP 0574

EPDs current as of 1/22/2010

CED	BW	WW	Milk	YW	SC	\$EN	MARB	REA	Fat
+7	+2.2	+54	+30	+104	+0.29	-12.73	+0.51	+0.41	+0.025
Calving-Ease		\$W (Weaning)		\$F (Feedlot)		\$G (Grid)		\$B (Beef)	
★★★★		+26.33		+41.87		+29.81		+57.33	

Ranks in the Top 15% for WW EPD, 2% for Milk EPD, 5% for YW EPD, 20% for MARB EPD, 10% for REA EPD, 5% for \$F, 20% for \$G, and 10% for \$B. Note the outstanding weaning weight of 858 lbs. and yearling weight of 1,450 lbs.

49 | EXAR BEXTOR 9074B Act. BW 72

Reg. No: 16294991 Tattoo: 9074B DOB: 2/17/2009 Adj. WW 838

B A R EXT TRAVELER 205..... N BAR EMULATION EXT Adj. YW 1,457
 C R A BEXTOR 872 5205 608 B A R QUEEN TRAVELER 3015 Adj. SC 42.4
 CRA LADY JAYE 608 498 S EASY G A R SLEEP EASY 1009 Adj. IMF 4.88
 S S OBJECTIVE T510 0T26..... S S TRAVELER 6807 T510 Adj. REA 18.1
 GH FOREVER LADY 6133 0F 0T26 S S MISS RITA R011 7R8
 A & B FOREVER LADY 4017..... BR MIDLAND
 A & B FOREVER LADY 2171

EPDs current as of 1/22/2010

CED	BW	WW	Milk	YW	SC	\$EN	MARB	REA	Fat
+10	+1.0	+62	+31	+108	+0.51	-14.97	+0.55	+0.49	+0.006
Calving-Ease		\$W (Weaning)		\$F (Feedlot)		\$G (Grid)		\$B (Beef)	
★★★★		+32.60		+42.82		+34.96		+58.42	

Ranks in the Top 10% for Calving-Ease Direct, 25% for BW EPD, 2% for WW EPD, 1% for Milk EPD, 3% for YW EPD, 15% for MARB EPD, 5% for REA EPD, 3% for \$W, 4% for \$F, and 10% for \$G, 10% for \$B. Check out the outstanding yearling weight of 1,457 lbs. and a Big Ribeye scan of 18.1!

51 | EXAR BEXTOR 9531B Act. BW 60

Reg. No: 16260998 Tattoo: 9531B DOB: 1/9/2009 Adj. WW 746

B A R EXT TRAVELER 205..... N BAR EMULATION EXT Adj. YW 1,242
 C R A BEXTOR 872 5205 608 B A R QUEEN TRAVELER 3015 Adj. SC 33.1
 CRA LADY JAYE 608 498 S EASY G A R SLEEP EASY 1009 Adj. IMF 5.46
 BON VIEW NEW DESIGN 1407... B/R NEW DESIGN 036 Adj. REA 13.4
 EXAR BLACKBIRD SECRET 4187 BON VIEW PRIDE 664
 EXAR BLACKBIRD SECRET 5180 BR MIDLAND
 E A R BLACKBIRD SECRET 739

EPDs current as of 1/22/2010

CED	BW	WW	Milk	YW	SC	\$EN	MARB	REA	Fat
+13	-1.1	+43	+27	+87	-0.67	-4.56	+0.62	+0.17	+0.013
Calving-Ease		\$W (Weaning)		\$F (Feedlot)		\$G (Grid)		\$B (Beef)	
★★★★		+27.45		+28.87		+33.51		+47.44	

Ranks in the Top 1% for Calving-Ease Direct, 4% for BW EPD, 10% for Milk EPD, 10% for MARB EPD, and 10% for \$G.

53 | EXAR BEXTOR 9563B [NH] Act. BW 70

Reg. No: 16261008 Tattoo: 9563B DOB: 1/17/2009 Adj. WW 763

B A R EXT TRAVELER 205..... N BAR EMULATION EXT Adj. YW 1,293
 C R A BEXTOR 872 5205 608 B A R QUEEN TRAVELER 3015 Adj. SC 40.4
 CRA LADY JAYE 608 498 S EASY G A R SLEEP EASY 1009 Adj. IMF 4.97
 BASIN FRANCHISE P142..... C A FUTURE DIRECTION 5321 Adj. REA 15.2
 EXAR BLACKCAP 7571 BASIN CHLOE 812L
 EXAR BLACKCAP 3679..... LEACHMAN DIAMONDBACK
 RR BLACKCAP 0015

EPDs current as of 1/22/2010

CED	BW	WW	Milk	YW	SC	\$EN	MARB	REA	Fat
+8	+1.8	+46	+26	+85	+0.21	-3.01	+0.49	+0.49	+0.020
Calving-Ease		\$W (Weaning)		\$F (Feedlot)		\$G (Grid)		\$B (Beef)	
★★★		+26.94		+25.76		+32.19		+49.91	

Ranks in the Top 20% for Calving-Ease Direct, 15% for Milk EPD, 25% for MARB EPD, 5% for REA EPD, 15% for \$G, and 25% for \$B.



54 | EXAR BEKTOR 9536B [AMF-NHF]

Act. BW 70
 Reg. No: 16261000 Tattoo: 9536B DOB: 1/10/2009 Adj. WW 737

B A R EXT TRAVELER 205... N BAR EMULATION EXT
 C R A BEXTOR 872 5205 608 B A R QUEEN TRAVELER 3015
 CRA LADY JAYE 608 498 S EASY G A R SLEEP EASY 1009
 H H F 917 LADY 975 498

BASIN NEW DESIGN 5996... BON VIEW NEW DESIGN 208
 EXAR EILEEN LASS 2187 BASIN PAMELA 4431
 BASIN EILEEN LASS 31R9... C A FUTURE DIRECTION 5321
 BASIN EILEEN LASS 822L

EPDs current as of 1/22/2010

CED	BW	WW	Milk	YW	SC	SEN	MARB	REA	Fat
+9	+0.6	+51	+30	+98	-0.19	-10.84	+0.53	+0.23	+0.039
Calving-Ease	\$W (Weaning)	\$F (Feedlot)	\$G (Grid)	\$B (Beef)					
★★★★	+28.48	+36.85	+26.86	+51.23					

Ranks in the Top 15% for Calving-Ease Direct, 20% for BW EPD, 25% for WW EPD, 2% for Milk EPD, 15% for YW EPD, 20% for MARB EPD, 20% for \$W, 15% for \$F, and 20% for \$B.

56 | EXAR JM FRANCHISE 9453B [NHF]

Act. BW 96
 Reg. No: 16411922 Tattoo: 9453B DOB: 2/9/2009 Adj. WW 808

C A FUTURE DIRECTION 5321... G A R PRECISION 1680
 BASIN FRANCHISE P142 C A MISS POWER FIX 308
 BASIN CHLOE 812L... GARDENS EXPEDITION
 BASIN CHLOE 6198

BON VIEW NEW DESIGN 1407... B/R NEW DESIGN 036
 EXG SARAH R903 R3 BON VIEW PRIDE 664
 EXG SARAH N203... BR MIDLAND
 SCOTTS SARAH 9009

EPDs current as of 1/22/2010

CED	BW	WW	Milk	YW	SC	SEN	MARB	REA	Fat
+5	+2.8	+60	+30	+109	+0.26	-14.32	+0.53	+0.64	+0.037
Calving-Ease	\$W (Weaning)	\$F (Feedlot)	\$G (Grid)	\$B (Beef)					
★★	+27.62	+44.69	+30.30	+63.71					

Ranks in the Top 3% for WW EPD, 2% for Milk EPD, 2% for YW EPD, 20% for MARB EPD, 1% for REA EPD, 3% for \$F, 20% for \$G, and 2% for \$B. Check out the outstanding yearling weight of 1,558 lbs. and a Big Ribeye scan of 18.9!

57 | EXAR FRANCHISE 9259B [AMF-NHF]

Act. BW 80
 Reg. No: +16314031 Tattoo: 9259B DOB: 1/25/2009 Adj. WW 609

C A FUTURE DIRECTION 5321... G A R PRECISION 1680
 BASIN FRANCHISE P142 C A MISS POWER FIX 308
 BASIN CHLOE 812L... GARDENS EXPEDITION
 BASIN CHLOE 6198

RITO 112 OF 2536 RITO 616... RITO 616 OF 4B20 6807
 EXAR EMULATION 4407 G A R PRECISION 2536
 G A R 6148 EMULATION 1119... FINKS 5522-6148
 G A R 6807 TRAVELER 504

EPDs current as of 1/22/2010

CED	BW	WW	Milk	YW	SC	SEN	MARB	REA	Fat
+8	+2.6	+58	+29	+104	+0.16	-11.41	+0.64	+0.23	+0.004
Calving-Ease	\$W (Weaning)	\$F (Feedlot)	\$G (Grid)	\$B (Beef)					
★★	+28.52	+40.25	+32.91	+61.60					

Ranks in the Top 20% for Calving-Ease Direct, 5% for WW EPD, 4% for Milk EPD, 5% for YW EPD, 10% for MARB EPD, 20% for \$W, 10% for \$F, 10% for \$G, and 4% for \$B.

58 | EXAR FRANCHISE 9260B [AMF-NHF]

Act. BW 78
 Reg. No: +16314032 Tattoo: 9260B DOB: 2/4/2009 Adj. WW 728

C A FUTURE DIRECTION 5321... G A R PRECISION 1680
 BASIN FRANCHISE P142 C A MISS POWER FIX 308
 BASIN CHLOE 812L... GARDENS EXPEDITION
 BASIN CHLOE 6198

RITO 112 OF 2536 RITO 616... RITO 616 OF 4B20 6807
 EXAR EMULATION 4407 G A R PRECISION 2536
 G A R 6148 EMULATION 1119... FINKS 5522-6148
 G A R 6807 TRAVELER 504

EPDs current as of 1/22/2010

CED	BW	WW	Milk	YW	SC	SEN	MARB	REA	Fat
+8	+2.6	+58	+29	+104	+0.26	-11.41	+0.72	+0.13	+0.010
Calving-Ease	\$W (Weaning)	\$F (Feedlot)	\$G (Grid)	\$B (Beef)					
★★	+28.52	+40.25	+32.18	+62.11					

Ranks in the Top 20% for Calving-Ease Direct, 5% for WW EPD, 4% for Milk EPD, 5% for YW EPD, 5% for MARB EPD, 20% for \$W, 10% for \$F, 15% for \$G, and 3% for \$B. Check out the %IMF of 6.25.

55 | EXAR BEKTOR 9632B [NHF]

Act. BW 96
 Reg. No: 16274827 Tattoo: 9632B DOB: 2/9/2009 Adj. WW 876

B A R EXT TRAVELER 205... N BAR EMULATION EXT
 C R A BEXTOR 872 5205 608 B A R QUEEN TRAVELER 3015
 CRA LADY JAYE 608 498 S EASY G A R SLEEP EASY 1009
 H H F 917 LADY 975 498

EXAR 263C... BON VIEW NEW DESIGN 1407
 EXAR BLACKCAP 7031 EXAR JUNE C 3577
 EXAR BLACKCAP 3123... BR MIDLAND
 EXAR BLACKCAP 0574

EPDs current as of 1/22/2010

CED	BW	WW	Milk	YW	SC	SEN	MARB	REA	Fat
+0	+5.1	+54	+30	+105	+0.18	-13.05	+0.44	+0.40	+0.027
Calving-Ease	\$W (Weaning)	\$F (Feedlot)	\$G (Grid)	\$B (Beef)					
★	+19.67	+42.92	+26.32	+57.46					

Ranks in the Top 15% for WW EPD, 2% for Milk EPD, 4% for YW EPD, 15% for REA EPD, 4% for \$F, and 10% for \$B. Note the outstanding weaning weight of 876 lbs. and yearling weight of 1,462 lbs.



LOT 57

59 | EXAR FRANCHISE 9569B [NHF]

Act. BW 86
 Reg. No: 16256510 Tattoo: 9569B DOB: 1/19/2009 Adj. WW 918

C A FUTURE DIRECTION 5321... G A R PRECISION 1680
 BASIN FRANCHISE P142 C A MISS POWER FIX 308
 BASIN CHLOE 812L... GARDENS EXPEDITION
 BASIN CHLOE 6198

H A IMAGE MAKER 0415... HERO 6267 OF R R R 2418
 EXAR ERICKAY 6607 H A RITO BLACKCAP 9038
 ERISKAY OF ROLLIN ROCK 4575 E&B 878 NEW DESIGN 264
 ERISKAY OF ROLLIN ROCK 0888

EPDs current as of 1/22/2010

CED	BW	WW	Milk	YW	SC	SEN	MARB	REA	Fat
+9	+1.3	+55	+29	+99	+0.33	-10.19	+0.20	+0.28	+0.008
Calving-Ease	\$W (Weaning)	\$F (Feedlot)	\$G (Grid)	\$B (Beef)					
★★★	+30.17	+36.28	+18.52	+46.86					

Ranks in the Top 15% for Calving-Ease Direct, 10% for WW EPD, 4% for Milk EPD, 10% for YW EPD, 10% for \$W, and 15% for \$F. Note the outstanding weaning weight of 918 lbs. and yearling weight of 1,470 lbs.



LOT 60

61 | EXAR FRANCHISE 9623B [NHF] Act. BW 92

Reg. No: 16271972 Tattoo: 9623B DOB: 2/5/2009 Adj. WW 827

C A FUTURE DIRECTION 5321 ... G A R PRECISION 1680
 BASIN FRANCHISE P142 ... C A MISS POWER FIX 308
 BASIN CHLOE 812L ... GARDENS EXPEDITION
 BASIN CHLOE 812L ... BASIN CHLOE 6198
 EXAR NEW LOOK 2971 ... BON VIEW NEW DESIGN 1407
 EXAR BLACKCAP S060 ... N BAR PRIMROSE 2424
 EXAR BLACKCAP 3385 ... BR MIDLAND
 BLACKCAP OF ER K232

EPDs current as of 1/22/2010

CED	BW	WW	Milk	YW	SC	SEN	MARB	REA	Fat
+6	+3.1	+47	+24	+95	+0.53	-4.23	+0.60	+0.56	+0.026
Calving-Ease	\$W (Weaning)	\$F (Feedlot)	\$G (Grid)	\$B (Beef)					
★★	+21.51	+35.36	+33.59	+60.85					

Ranks in the Top 20% for YW EPD, 15% for MARB EPD, 2% for REA EPD, 15% for \$F, 10% for \$G, and 4% for \$B. Check out the outstanding yearling weight of 1,401 lbs. with an incredible %IMF of 6.06 coupled with a Big Ribeye of 16.4!

63 | EXAR FRANCHISE 9646B [NHF] Act. BW 76

Reg. No: 16285172 Tattoo: 9646B DOB: 2/18/2009 Adj. WW 817

C A FUTURE DIRECTION 5321 ... G A R PRECISION 1680
 BASIN FRANCHISE P142 ... C A MISS POWER FIX 308
 BASIN CHLOE 812L ... GARDENS EXPEDITION
 BASIN CHLOE 812L ... BASIN CHLOE 6198
 H A IMAGE MAKER 0415 ... HERO 6267 OF R R 2418
 EXAR DIXIE ERICA 6619 ... H A RITO BLACKCAP 9038
 DIXIE ERICA OF RR 4064 ... SITZ NEW DESIGN 349M
 DIXIE ERICA OF RR 2601

EPDs current as of 1/22/2010

CED	BW	WW	Milk	YW	SC	SEN	MARB	REA	Fat
+11	+0.0	+49	+30	+98	-0.13	-10.84	+0.44	+0.41	+0.037
Calving-Ease	\$W (Weaning)	\$F (Feedlot)	\$G (Grid)	\$B (Beef)					
★★★★	+27.65	+37.65	+25.65	+54.01					

Ranks in the Top 4% for Calving-Ease Direct, 10% for BW EPD, 2% for Milk EPD, 15% for YW EPD, 10% for REA EPD, 10% for \$F, and 15% for \$B.



LOT 65

60 | EXAR FRANCHISE 8556 [NHF] Act. BW 74

Reg. No: +16264344 Tattoo: 8556 DOB: 10/28/2008 Adj. WW 658

C A FUTURE DIRECTION 5321 ... G A R PRECISION 1680
 BASIN FRANCHISE P142 ... C A MISS POWER FIX 308
 BASIN CHLOE 812L ... GARDENS EXPEDITION
 BASIN CHLOE 812L ... BASIN CHLOE 6198
 EXAR NEW LOOK 2971 ... BON VIEW NEW DESIGN 1407
 EXAR MISS BEAUTY 5116 ... N BAR PRIMROSE 2424
 EXAR MISS BEAUTY C 3533 ... BR MIDLAND
 PAF 8508 AT 1087

EPDs current as of 1/22/2010

CED	BW	WW	Milk	YW	SC	SEN	MARB	REA	Fat
+8	+2.0	+50	+23	+97	+0.32	-3.93	+0.45	+0.48	+0.024
Calving-Ease	\$W (Weaning)	\$F (Feedlot)	\$G (Grid)	\$B (Beef)					
★★★	+25.11	+36.22	+28.86	+55.88					

Ranks in the Top 20% for Calving-Ease Direct, 25% for WW EPD, 15% for YW EPD, 10% for REA EPD, 15% for \$F, 25% for \$G, and 10% for \$B.

62 | EXAR FRANCHISE 81517 [NHF] Act. BW 86

Reg. No: +16217932 Tattoo: 81517 DOB: 11/18/2008 Adj. WW 589

C A FUTURE DIRECTION 5321 ... G A R PRECISION 1680
 BASIN FRANCHISE P142 ... C A MISS POWER FIX 308
 BASIN CHLOE 812L ... GARDENS EXPEDITION
 BASIN CHLOE 812L ... BASIN CHLOE 6198
 BON VIEW NEW DESIGN 1407 ... B/R NEW DESIGN 036
 BASIN LUCY 6433 ... BON VIEW PRIDE 664
 BASIN LUCY 178E ... BASIN MAX 602C
 BASIN LUCY 855A

EPDs current as of 1/22/2010

CED	BW	WW	Milk	YW	SC	SEN	MARB	REA	Fat
+10	+0.5	+44	+34	+88	+0.46	-11.21	+0.70	+0.33	+0.049
Calving-Ease	\$W (Weaning)	\$F (Feedlot)	\$G (Grid)	\$B (Beef)					
★★★	+27.42	+29.48	+30.93	+54.13					

Ranks in the Top 10% for Calving-Ease Direct, 20% for BW EPD, 1% for Milk EPD, 5% for MARB EPD, 20% for REA EPD, 15% for \$G, and 15% for \$B. Check out the %IMF of 6.65.

64 | EXAR PRIME STAR 9598B [NHF] Act. BW 74

Reg. No: 16271936 Tattoo: 9598B DOB: 2/2/2009 Adj. WW 772

N BAR PRIME TIME D806 ... GARDENS PRIME TIME
 GARDENS PRIME STAR ... N BAR MISS EMULOUS A404
 GREEN GARDEN JILT C242 S1 ... S S TRAVELER 6807 T510
 GREEN GARDEN JILT 9242 S1
 G A R NEW DESIGN 5050 ... B/R NEW DESIGN 036
 EXAR CREEOLA T159 ... G A R PRECISION 706
 SPEAR U ALLIANCE 7141 ... ANKONIAN ALLIANCE
 CREEOLA P B 89

EPDs current as of 1/22/2010

CED	BW	WW	Milk	YW	SC	SEN	MARB	REA	Fat
+8	+1.4	+41	+23	+86	+0.10	-0.53	+0.73	+0.40	+0.022
Calving-Ease	\$W (Weaning)	\$F (Feedlot)	\$G (Grid)	\$B (Beef)					
★★★★	+23.25	+28.65	+36.49	+56.64					

Ranks in the Top 20% for Calving-Ease Direct, 4% for MARB EPD, 15% for REA EPD, 3% for \$G, and 10% for \$B. Big Ribeye scan of 16.3!

65 | EXAR PRIME STAR 9322B [NHF] Act. BW 89

Reg. No: +16277992 Tattoo: 9322B DOB: 2/4/2009 Adj. WW 768

N BAR PRIME TIME D806 ... GARDENS PRIME TIME
 GARDENS PRIME STAR ... N BAR MISS EMULOUS A404
 GREEN GARDEN JILT C242 S1 ... S S TRAVELER 6807 T510
 GREEN GARDEN JILT 9242 S1
 BON VIEW NEW DESIGN 1407 ... B/R NEW DESIGN 036
 G A R 1407 NEW DESIGN 2104 ... BON VIEW PRIDE 664
 G A R PRECISION 4519 ... G A R PRECISION 1680
 G A R EXT 2104

EPDs current as of 1/22/2010

CED	BW	WW	Milk	YW	SC	SEN	MARB	REA	Fat
+10	+1.9	+41	+22	+82	-0.06	+1.70	+0.70	+0.14	+0.040
Calving-Ease	\$W (Weaning)	\$F (Feedlot)	\$G (Grid)	\$B (Beef)					
★★★	+23.40	+24.72	+29.92	+49.99					

Ranks in the Top 10% for Calving-Ease Direct, 5% for MARB EPD, 20% for \$G, and 25% for \$B. Check out the outstanding yearling weight of 1443 lbs. and a Big Ribeye scan of 16.1!



GARDENS PRIME STAR

Top Marbling Genetics. 36 Sons Sell!

66 | EXAR PRIME STAR 9323B [NHF] Act. BW 78

Reg. No: +16280893 Tattoo: 9323B DOB: 2/4/2009

N BAR PRIME TIME D806..... GARDENS PRIME TIME
GARDENS PRIME STAR N BAR MISS EMULOUS A404
 GREEN GARDEN JILT C242 S1... S S TRAVELER 6807 T510
 B/R NEW DESIGN 1407... GREEN GARDEN JILT 9242 S1
G A R 1407 NEW DESIGN 2104 BR NEW DESIGN 036
 G A R PRECISION 4519..... BON VIEW PRIDE 664
 G A R EXT 2104 G A R PRECISION 1680
 G A R EXT 2104

EPDs current as of 1/22/2010

CED	BW	WW	Milk	YW	SC	SEN	MARB	REA	Fat
+10	+2.1	+43	+21	+86	-0.34	+1.39	+0.60	+0.19	+0.037
Calving-Ease		\$W (Weaning)		\$F (Feedlot)		\$G (Grid)		\$B (Beef)	
★★★		+22.98		+27.88		+29.79		+46.31	

Ranks in the Top 10% for Calving-Ease Direct, 15% for MARB EPD, and 20% for \$G. Big Ribeye scan of 16.1!

67 | EXAR PRIME STAR 9326B [NHF] Act. BW 86

Reg. No: +16280897 Tattoo: 9326B DOB: 2/5/2009

N BAR PRIME TIME D806..... GARDENS PRIME TIME
GARDENS PRIME STAR N BAR MISS EMULOUS A404
 GREEN GARDEN JILT C242 S1... S S TRAVELER 6807 T510
 B/R NEW DESIGN 1407... GREEN GARDEN JILT 9242 S1
G A R 1407 NEW DESIGN 2104 BR NEW DESIGN 036
 G A R PRECISION 4519..... BON VIEW PRIDE 664
 G A R EXT 2104 G A R PRECISION 1680
 G A R EXT 2104

EPDs current as of 1/22/2010

CED	BW	WW	Milk	YW	SC	SEN	MARB	REA	Fat
+10	+2.8	+43	+21	+86	-0.06	+1.39	+0.85	+0.18	+0.041
Calving-Ease		\$W (Weaning)		\$F (Feedlot)		\$G (Grid)		\$B (Beef)	
★★		+21.52		+27.88		+34.18		+50.70	

Ranks in the Top 10% for Calving-Ease Direct, 2% for MARB EPD, 10% for \$G, and 20% for \$B. Check out the %IMF of 7.39.

68 | EXAR PRIME STAR 9579B Act. BW 88

Reg. No: 16256529 Tattoo: 9579B DOB: 1/24/2009

N BAR PRIME TIME D806..... GARDENS PRIME TIME
GARDENS PRIME STAR N BAR MISS EMULOUS A404
 GREEN GARDEN JILT C242 S1... S S TRAVELER 6807 T510
 BR MIDLAND..... TWIN VALLEY PRECISION E161
EXAR BLACKBIRD 630 R3 BR ROYAL LASS 7036-19
 LOUP RIVER BLACKBIRD 12P5... C F RIGHT DESIGN 1802
 LOUP RIVER BLACKBIRD 27L5

EPDs current as of 1/22/2010

CED	BW	WW	Milk	YW	SC	SEN	MARB	REA	Fat
+6	+3.3	+43	+19	+85	+0.70	+3.39	+0.73	+0.47	+0.037
Calving-Ease		\$W (Weaning)		\$F (Feedlot)		\$G (Grid)		\$B (Beef)	
★★		+20.15		+26.90		+37.51		+48.07	

Ranks in the Top 4% for MARB EPD, 10% for REA EPD, and 3% for \$G. Note the outstanding weaning weight of 843 lbs. and a Big Ribeye scan of 18!

69 | EXAR PRIME STAR 9437B Act. BW 80

Reg. No: 16285111 Tattoo: 9437B DOB: 2/1/2009

N BAR PRIME TIME D806..... GARDENS PRIME TIME
GARDENS PRIME STAR N BAR MISS EMULOUS A404
 GREEN GARDEN JILT C242 S1... S S TRAVELER 6807 T510
 NORTHERN IMPROVEMENT 4480 GF... TC STOCKMAN 365
EXG SARAS DREAM T236 R3 BLACKCAP OF R R 5367
EXAR SARAS DREAM 9809..... A&B YUKON 7150
 SARAS DREAM

EPDs current as of 1/22/2010

CED	BW	WW	Milk	YW	SC	SEN	MARB	REA	Fat
+5	+3.9	+53	+25	+101	-0.13	-7.04	+0.59	+0.17	+0.024
Calving-Ease		\$W (Weaning)		\$F (Feedlot)		\$G (Grid)		\$B (Beef)	
★★		+22.29		+39.15		+28.44		+56.80	

Ranks in the Top 15% for WW EPD, 20% for Milk EPD, 10% for YW EPD, 15% for MARB EPD, 10% for \$F, 25% for \$G, and 10% for \$B. Big Ribeye scan of 16!

70 | EXAR PRIME STAR 9622B Act. BW 88

Reg. No: 16271971 Tattoo: 9622B DOB: 2/5/2009

N BAR PRIME TIME D806..... GARDENS PRIME TIME
GARDENS PRIME STAR N BAR MISS EMULOUS A404
 GREEN GARDEN JILT C242 S1... S S TRAVELER 6807 T510
 BR MIDLAND..... TWIN VALLEY PRECISION E161
EXAR RUTH 6351 R3 BR ROYAL LASS 7036-19
 RR RUTH 4041..... BON VIEW NEW DESIGN 878
 RR RUTH 284G-2218

EPDs current as of 1/22/2010

CED	BW	WW	Milk	YW	SC	SEN	MARB	REA	Fat
+7	+2.9	+39	+19	+87	+0.51	+2.78	+0.73	+0.25	+0.038
Calving-Ease		\$W (Weaning)		\$F (Feedlot)		\$G (Grid)		\$B (Beef)	
★★		+17.51		+30.42		+33.63		+49.83	

Ranks in the Top 4% for MARB EPD, 10% for \$G, and 25% for \$B. Check out the outstanding yearling weight of 1,404 lbs.

71 | EXAR PRIME STAR 9605B [NHF] Act. BW 76

Reg. No: 16271946 Tattoo: 9605B DOB: 2/3/2009

N BAR PRIME TIME D806..... GARDENS PRIME TIME
GARDENS PRIME STAR N BAR MISS EMULOUS A404
 GREEN GARDEN JILT C242 S1... S S TRAVELER 6807 T510
 BR MIDLAND..... TWIN VALLEY PRECISION E161
EXAR RACHEL 3137 BR ROYAL LASS 7036-19
 RR RACHEL 3187..... C A FUTURE DIRECTION 5321
 H A RACHEL 1122

EPDs current as of 1/22/2010

CED	BW	WW	Milk	YW	SC	SEN	MARB	REA	Fat
+9	+2.0	+45	+20	+85	+0.71	+2.50	+0.67	+0.32	+0.036
Calving-Ease		\$W (Weaning)		\$F (Feedlot)		\$G (Grid)		\$B (Beef)	
★★★		+24.58		+26.13		+34.60		+44.97	

Ranks in the Top 15% for Calving-Ease Direct, 10% for MARB EPD, 25% for REA EPD, and 10% for \$G.



The Calving-Ease Specialist. 30 Sons Sell!

72 | EXAR SPREAD 9784B

Reg. No: +16285217 Tattoo: 9784B DOB: 2/18/2009

Act. BW 89
Adj. WW 739
Adj. YW 1,384
Adj. SC 41.4
Adj. IMF 6.07
Adj. REA 16.9

BASIN EXPEDITION 768J GARDENS EXPEDITION
BASIN SPREAD 304T BASIN PRIMROSE LADY 5287
BASIN LUCY 3829 C A FUTURE DIRECTION 5321
..... BASIN LUCY 178E
BR MIDLAND TWIN VALLEY PRECISION E161
EXAR MISS TRAVELER 4811 BR ROYAL LASS 7036-19
BROST MISS TRAVELER 703 N BAR EMULATION EXT
..... G T MISS TRAVELER 177

EPDs current as of 1/22/2010

CED	BW	WW	Milk	YW	SC	\$EN	MARB	REA	Fat
+9	+0.3	+43	+15	+84	+0.61	+7.20	+0.53	+0.12	+0.061
Calving-Ease	\$W (Weaning)	\$F (Feedlot)	\$G (Grid)	\$B (Beef)					
★★★	+24.21	+25.91	+21.93	+42.97					

Ranks in the Top 15% for Calving-Ease Direct, 15% for BW EPD, 25% for \$EN, and 20% for MARB EPD. Incredible combination of 6.07 %IMF and a Big Ribeye scan of 16.9!

74 | EXAR 9026B

Reg. No: 16256439 Tattoo: 9026B DOB: 1/20/2009

Act. BW 80
Adj. WW 682
Adj. YW 1,234
Adj. SC 38.5
Adj. IMF 3.93
Adj. REA 15.4

BASIN EXPEDITION 768J GARDENS EXPEDITION
BASIN SPREAD 304T BASIN PRIMROSE LADY 5287
BASIN LUCY 3829 C A FUTURE DIRECTION 5321
..... BASIN LUCY 178E
J & J DOUBLE TAKE 550 EXAR NEW LOOK 2971
A CROSS PLAYMATE A733 PF E161 BARDOLENA 3153
PF 9558 PLAYMATE 2254 LEACHMAN BOOM TIME
..... LEACHMAN PLAYMATE 9000

EPDs current as of 1/22/2010

CED	BW	WW	Milk	YW	SC	\$EN	MARB	REA	Fat
+8	+0.8	+47	+21	+86	+0.30	+1.30	+0.20	+0.05	+0.019
Calving-Ease	\$W (Weaning)	\$F (Feedlot)	\$G (Grid)	\$B (Beef)					
★★★★	+27.70	+26.36	+17.13	+31.43					

Ranks in the Top 20% for Calving-Ease Direct and 25% for BW EPD.

76 | EXAR SPREAD 9635B

Reg. No: 16271994 Tattoo: 9635B DOB: 2/12/2009

[NHF]

Act. BW 70
Adj. WW 807
Adj. YW 1,354
Adj. SC 39.2
Adj. IMF 6.31
Adj. REA 15.9

BASIN EXPEDITION 768J GARDENS EXPEDITION
BASIN SPREAD 304T BASIN PRIMROSE LADY 5287
BASIN LUCY 3829 C A FUTURE DIRECTION 5321
..... BASIN LUCY 178E
E&B 878 NEW DESIGN 435 BON VIEW NEW DESIGN 878
EXAR ERICA LADY 7768 E&B 598 LADY BANDO 251
RR ERICA LADY 5395 K/O NEW DECISION 255
..... R R ERICA LADY 7459

EPDs current as of 1/22/2010

CED	BW	WW	Milk	YW	SC	\$EN	MARB	REA	Fat
+11	-0.5	+44	+23	+89	+0.34	-1.45	+0.67	+0.22	+0.036
Calving-Ease	\$W (Weaning)	\$F (Feedlot)	\$G (Grid)	\$B (Beef)					
★★★★	+26.31	+30.48	+31.04	+52.36					

Ranks in the Top 4% for Calving-Ease Direct, 10% for BW EPD, 10% for MARB EPD, 15% for \$G, and 20% for \$B. Check out the %IMF of 6.31.

73 | PVR SPREAD 922

Reg. No: 16318144 Tattoo: 922 DOB: 2/1/2009

Act. BW 83
Adj. WW 674
Adj. YW 1,356
Adj. SC 38.9
Adj. IMF 4.43
Adj. REA 17.0

BASIN EXPEDITION 768J GARDENS EXPEDITION
BASIN SPREAD 304T BASIN PRIMROSE LADY 5287
BASIN LUCY 3829 C A FUTURE DIRECTION 5321
..... BASIN LUCY 178E
BR MIDLAND TWIN VALLEY PRECISION E161
PVR BLACKBIRD 711 BR ROYAL LASS 7036-19
TCR BLACKBIRD 569 EXAR NEW LOOK 2971
..... BLACKJACKS BLACKBIRD 140

EPDs current as of 1/22/2010

CED	BW	WW	Milk	YW	SC	\$EN	MARB	REA	Fat
+6	+2.7	+46	+19	+94	+0.34	+0.62	+0.41	+0.28	+0.041
Calving-Ease	\$W (Weaning)	\$F (Feedlot)	\$G (Grid)	\$B (Beef)					
★★	+20.80	+34.74	+23.77	+46.92					

Ranks in the Top 20% for YW EPD and 15% for \$F. Big Ribeye scan of 17!

75 | EXAR SPREAD 9636B

Reg. No: 16271995 Tattoo: 9636B DOB: 2/12/2009

Act. BW 72
Adj. WW 862
Adj. YW 1,369
Adj. SC 39.7
Adj. IMF 4.73
Adj. REA 14.7

BASIN EXPEDITION 768J GARDENS EXPEDITION
BASIN SPREAD 304T BASIN PRIMROSE LADY 5287
BASIN LUCY 3829 C A FUTURE DIRECTION 5321
..... BASIN LUCY 178E
SITZ NEW DESIGN 349M BON VIEW NEW DESIGN 1407
BLACKBIRD OF RR 6261 SITZ PRIDE 166K
BLACKBIRD OF R R 7456 E&B 1483 SCOTCHMAN 5041
..... BLACKBIRD OF R R 812C

EPDs current as of 1/22/2010

CED	BW	WW	Milk	YW	SC	\$EN	MARB	REA	Fat
+13	-1.6	+46	+23	+90	+0.43	-1.76	+0.30	+0.06	+0.037
Calving-Ease	\$W (Weaning)	\$F (Feedlot)	\$G (Grid)	\$B (Beef)					
★★★★	+28.41	+30.70	+17.54	+38.00					

Ranks in the Top 1% for Calving-Ease Direct, 2% for BW EPD, and 25% for \$W. Note the outstanding weaning weight of 862 lbs.

77 | EXAR SPREAD 9625B

Reg. No: 16271976 Tattoo: 9625B DOB: 2/5/2009

Act. BW 70
Adj. WW 855
Adj. YW 1,300
Adj. SC 41.0
Adj. IMF 5.16
Adj. REA 14.3

BASIN EXPEDITION 768J GARDENS EXPEDITION
BASIN SPREAD 304T BASIN PRIMROSE LADY 5287
BASIN LUCY 3829 C A FUTURE DIRECTION 5321
..... BASIN LUCY 178E
SCHURRTOP MC 2500 SCHURRTOP M C
EXAR MISS TRAVELER Q38 1887 SCHURRTOP R S 1413 2153
EXAR MISS TRAVELER Q38 0437 BON VIEW NEW DESIGN 1407
..... V T TRAVELER 6807 Q38

EPDs current as of 1/22/2010

CED	BW	WW	Milk	YW	SC	\$EN	MARB	REA	Fat
+9	+0.6	+48	+28	+85	+0.55	-4.90	+0.35	+0.15	+0.009
Calving-Ease	\$W (Weaning)	\$F (Feedlot)	\$G (Grid)	\$B (Beef)					
★★★★	+30.18	+25.00	+24.61	+42.14					

Ranks in the Top 15% for Calving-Ease Direct, 20% for BW EPD, 10% for Milk EPD, and 10% for \$W. Note the outstanding weaning weight of 855 lbs.



78 | EXAR SPREAD 9436B

Reg. No: 16265323 Tattoo: 9436B DOB: 2/1/2009

BASIN EXPEDITION 768J	GARDENS EXPEDITION	Act. BW
BASIN SPREAD 304T	BASIN PRIMROSE LADY 5287	58
BASIN LUCY 3829	C A FUTURE DIRECTION 5321	Adj. WW
	BASIN LUCY 178E	606
		Adj. YW
		1,230
EXAR NEW LOOK 2971	BON VIEW NEW DESIGN 1407	Adj. SC
EXG BLACKCAP S419 R3	N BAR PRIMROSE 2424	37.4
RR BLACKCAP MCHENRY 4056 ..	HERO 6267 OF R R 2418	Adj. IMF
	RR BLACKCAP MCHENRY 2931	5.69
		Adj. REA
		15.5

EPDs current as of 1/22/2010

CED	BW	WW	Milk	YW	SC	SEN	MARB	REA	Fat
+14	-1.3	+44	+23	+83	+0.25	+0.39	+0.38	+0.23	+0.031
Calving-Ease		\$W (Weaning)		\$F (Feedlot)		\$G (Grid)		\$B (Beef)	
★★★★		+28.87		+24.56		+24.26		+40.91	

Ranks in the Top 1% for Calving-Ease Direct, 3% for BW EPD, and 20% for \$W.

79 | EXAR SPREAD 9422B

Reg. No: 16265305 Tattoo: 9422B DOB: 1/17/2009

BASIN EXPEDITION 768J	GARDENS EXPEDITION	Act. BW
BASIN SPREAD 304T	BASIN PRIMROSE LADY 5287	65
BASIN LUCY 3829	C A FUTURE DIRECTION 5321	Adj. WW
	BASIN LUCY 178E	546
		Adj. YW
		1,210
EXAR NEW LOOK 2971	BON VIEW NEW DESIGN 1407	Adj. SC
EXG ELDINA T219 R3	N BAR PRIMROSE 2424	37.4
J R MISS MIDLAND 3078	BR MIDLAND	Adj. IMF
	VERMILION ELDINA 8134	4.95
		Adj. REA
		14.4

EPDs current as of 1/22/2010

CED	BW	WW	Milk	YW	SC	SEN	MARB	REA	Fat
+10	+0.3	+41	+19	+85	+0.25	+3.39	+0.39	+0.09	+0.024
Calving-Ease		\$W (Weaning)		\$F (Feedlot)		\$G (Grid)		\$B (Beef)	
★★★★		+23.68		+27.66		+23.97		+39.44	

Ranks in the Top 10% for Calving-Ease Direct and 15% for BW EPD.

80 | EXAR SPREAD 9112

Reg. No: 16373337 Tattoo: 9112 DOB: 1/27/2009

BASIN EXPEDITION 768J	GARDENS EXPEDITION	Act. BW
BASIN SPREAD 304T	BASIN PRIMROSE LADY 5287	90
BASIN LUCY 3829	C A FUTURE DIRECTION 5321	Adj. WW
	BASIN LUCY 178E	700
		Adj. YW
		1,303
B/R NEW DESIGN 036	V D A R NEW TREND 315	Adj. SC
RIVERBEND BLACKCAP R130	B/R BLACKCAP EMPRESS 76	39.9
G A R PRECISION 4529	G A R PRECISION 1680	Adj. IMF
	G A R EXT 2114	5.34
		Adj. REA
		16.0

EPDs current as of 1/22/2010

CED	BW	WW	Milk	YW	SC	SEN	MARB	REA	Fat
+7	+1.8	+43	+23	+83	+0.61	+0.39	+0.53	+0.09	+0.011
Calving-Ease		\$W (Weaning)		\$F (Feedlot)		\$G (Grid)		\$B (Beef)	
★★★		+24.86		+24.94		+29.47		+46.98	

Ranks in the Top 20% for MARB EPD and 20% for \$G. Big Ribeye scan of 16!

81 | EXAR OBJECTIVE 83644

Reg. No: 16203638 Tattoo: 83644 DOB: 11/5/2008

S S TRAVELER 6807 T510	D H D TRAVELER 6807	Act. BW
S S OBJECTIVE T510 OT26	S S MISS HI SPADE A114	80
S S MISS RITA R011 7R8	S S RITO RITO R76 R011	Adj. WW
	S S MISS ULTRESS U56	694
		Adj. YW
		1,235
BOYD ON TARGET 1083	S A F 598 BANDO 5175	Adj. SC
SBP RITA 6285	BOYD FOREVER LADY 7095	36.1
SOUTHERN RITA 3445	BR MIDLAND	Adj. IMF
	G A R PRECISION 1709	4.45
		Adj. REA
		15.4

EPDs current as of 1/22/2010

CED	BW	WW	Milk	YW	SC	SEN	MARB	REA	Fat
+7	+2.3	+62	+24	+112	-0.01	-9.60	+0.46	+0.17	+0.008
Calving-Ease		\$W (Weaning)		\$F (Feedlot)		\$G (Grid)		\$B (Beef)	
★★★		+28.22		+47.06		+29.59		+48.54	

Ranks in the Top 2% for WW EPD, 1% for YW EPD, 25% for MARB EPD, 25% for \$W, 2% for \$F, and 20% for \$G.

82 | EXAR OBJECTIVE 9551B

Reg. No: 16263501 Tattoo: 9551B DOB: 1/13/2009

S S TRAVELER 6807 T510	D H D TRAVELER 6807	Act. BW
S S OBJECTIVE T510 OT26	S S MISS HI SPADE A114	80
S S MISS RITA R011 7R8	S S RITO RITO R76 R011	Adj. WW
	S S MISS ULTRESS U56	923
		Adj. YW
		1,459
EXAR NEW LOOK 2971	BON VIEW NEW DESIGN 1407	Adj. SC
EXAR RITA 7435	N BAR PRIMROSE 2424	39.3
EXAR NEW DESIGN E019 3397 ..	BR MIDLAND	Adj. IMF
	PAF 1206 NEW DESIGN E019	4.97
		Adj. REA
		15.7

EPDs current as of 1/22/2010

CED	BW	WW	Milk	YW	SC	SEN	MARB	REA	Fat
+7	+2.5	+66	+27	+114	+0.11	-13.05	+0.56	+0.43	-0.011
Calving-Ease		\$W (Weaning)		\$F (Feedlot)		\$G (Grid)		\$B (Beef)	
★★★		+30.35		+47.54		+35.60		+62.64	

Ranks in the Top 1% for WW EPD, 10% for Milk EPD, 1% for YW EPD, 15% for MARB EPD, 10% for REA EPD, 10% for \$W, 2% for \$F, 5% for \$G, and 3% for \$B. Note the outstanding weaning weight of 923 lbs. and yearling weight of 1,459 lbs.

83 | EXAR RITO 9252B

Reg. No: +16314020 Tattoo: 9252B DOB: 1/5/2009

O C C EMBLAZON 854E	D H D TRAVELER 6807	Act. BW
RITO 6EM3 OF 4L1 EMBLAZON	DIXIE ERICA OF C H 1019	75
RITA 4L1 OF 2536 208	BON VIEW NEW DESIGN 208	Adj. WW
	G A R PRECISION 2536	685
		Adj. YW
		1,327
BON VIEW NEW DESIGN 1407 ..	B/R NEW DESIGN 036	Adj. SC
WK PRINCESS 1194	BON VIEW PRIDE 664	37.0
WK PRINCESS 8401	WK UPDATE	Adj. IMF
	WK PRINCESS 6311	4.87
		Adj. REA
		15.6

EPDs current as of 1/22/2010

CED	BW	WW	Milk	YW	SC	SEN	MARB	REA	Fat
+11	-0.2	+49	+25	+93	+0.28	-4.36	+0.42	+0.31	+0.037
Calving-Ease		\$W (Weaning)		\$F (Feedlot)		\$G (Grid)		\$B (Beef)	
★★★★		+28.91		+32.55		+25.30		+47.19	

Ranks in the Top 4% for Calving-Ease Direct, 10% for BW EPD, 20% for Milk EPD, 20% for YW EPD, 25% for REA EPD, 20% for \$W, and 25% for \$F.



LOT 81



84 | EXAR ONWARD 9290B

Reg. No: +16292101 Tattoo: 9290B DOB: 1/24/2009

CONNEALY LEAD ON CONNEALY LEADTIME
 CONNEALY ONWARD ELIGENCE PLUS OF CONANGA
 ALTUNE OF CONANGA 6104 G A R TRAVELER 1489
 AVALON 1418 OF CONANGA 6276
 B/R NEW DESIGN 036 V D A R NEW TREND 315
 G A R NEW DESIGN 6231 B/R BLACKCAP EMPRESS 76
 G A R PRECISION 1928 G A R PRECISION 1680
 G A R EXT 614

EPDs current as of 1/22/2010

CED	BW	WW	Milk	YW	SC	\$EN	MARB	REA	Fat
+9	+2.2	+49	+24	+101	+0.89	-5.37	+0.43	+0.36	-0.019
Calving-Ease	\$W (Weaning)	\$F (Feedlot)	\$G (Grid)	\$B (Beef)					
★★★	+23.67	+40.76	+29.93	+61.86					

Ranks in the Top 15% for Calving-Ease Direct, 10% for YW EPD, 20% for Scrotal EPD, 20% for REA EPD, 10% for \$F, 20% for \$G, and 3% for \$B. Big Ribeye scan of 17.2!



LOT 86

87 | EXAR SIZZLE 83648

Reg. No: 16203642 Tattoo: 83648 DOB: 11/9/2008

EXAR LUTTON 1831 NORTHERN IMPROVEMENT 4480 GF
 EXAR PAF SIZZLE 620 EXAR SARAS DREAM 9809
 P A F 776C DATELINE 0142 CONNEALY DATELINE
 O C C BLACKBIRD 766C
 BR MIDLAND TWIN VALLEY PRECISION E161
 EXAR PRIMROSE 6978 BR ROYAL LASS 7036-19
 P A R B PRIMROSE T 72 B/R NEW DESIGN 036
 P A R B PRIMROSE 5968

EPDs current as of 1/22/2010

CED	BW	WW	Milk	YW	SC	\$EN	MARB	REA	Fat
+8	+1.7	+55	+21	+92	+0.08	-0.55	+0.42	+0.00	+0.000
Calving-Ease	\$W (Weaning)	\$F (Feedlot)	\$G (Grid)	\$B (Beef)					
★★★	+30.32	+29.22	+26.14	+44.76					

Ranks in the Top 20% for Calving-Ease Direct, 10% for WW EPD, 25% for YW EPD, and 10% for \$W. Big Ribeye scan of 16.3!

89 | EXAR RITO 9714B

Reg. No: +16256567 Tattoo: 9714B DOB: 1/9/2009

RITO 112 OF 2536 RITO 616 RITO 616 OF 4B20 6807
 EXAR RITO 5118 OF RITO 112 G A R PRECISION 2536
 G A R NEW DESIGN 1200 B/R NEW DESIGN 036
 G A R PRECISION 2536
 B/R NEW DESIGN 036 V D A R NEW TREND 315
 G A R NEW DESIGN 930 B/R BLACKCAP EMPRESS 76
 G A R PRECISION 2536 G A R PRECISION 1680
 G A R EXT 2104

EPDs current as of 1/22/2010

CED	BW	WW	Milk	YW	SC	\$EN	MARB	REA	Fat
+7	+2.3	+48	+24	+85	+0.08	-1.32	+0.30	+0.21	-0.020
Calving-Ease	\$W (Weaning)	\$F (Feedlot)	\$G (Grid)	\$B (Beef)					
★★★	+26.81	+25.00	+26.78	+42.56					

Big Ribeye scan of 16!

85 | EXAR TOP SHELF 9535B

Reg. No: 16258251 Tattoo: 9535B DOB: 1/10/2009

BASIN FRANCHISE P142 C A FUTURE DIRECTION 5321
 EXAR TOP SHELF 7524 BASIN CHLOE 812L
 EXAR ENVIOUS BLACKBIRD 5531 BON VIEW NEW DESIGN 1407
 EXAR ENVIOUS BLACKBIRD 3624
 SCHURRTOP MC 2500 SCHURRTOP M C
 EXAR LUCY 7423 SCHURRTOP R S 1413 2153
 EXAR LUCY 3997 BR MIDLAND
 P A F LUCY 2222

EPDs current as of 1/22/2010

CED	BW	WW	Milk	YW	SC	\$EN	MARB	REA	Fat
+10	+0.0	+52	+26	+98	+0.39	-7.03	+0.29	+0.39	+0.013
Calving-Ease	\$W (Weaning)	\$F (Feedlot)	\$G (Grid)	\$B (Beef)					
★★★★	+29.26	+36.45	+23.91	+48.75					

Ranks in the Top 10% for Calving-Ease Direct, 10% for BW EPD, 20% for WW EPD, 15% for Milk EPD, 15% for YW EPD, 15% for REA EPD, 15% for \$W, 15% for \$F, and 25% for \$B. Note the outstanding weaning weight of 872 lbs. and yearling weight of 1,480 lbs. and a Big Ribeye scan of 16.5!

86 | EXAR TRUCK 96016 TF

Reg. No: 16403996 Tattoo: 96016 DOB: 2/16/2009

WOODHILL FORESIGHT PAPA FORTE 1921
 EXAR TRUCK 7415 BON VIEW GAMMER 85
 BR MIDLAND
 EXAR NEW DESIGN E019 3397 PAF 1206 NEW DESIGN E019
 SUMMITCREST HIGH PRIME 0H29 GARDENS PRIME TIME
 EXAR FOREVER LADY 608 SUMMITCREST MISSIE 2F55
 THREE TREES FOREVERLADY 1960 BON VIEW NEW DESIGN 1407
 GDAR SVF FOREVER LADY 223D

EPDs current as of 1/22/2010

CED	BW	WW	Milk	YW	SC	\$EN	MARB	REA	Fat
+4	+2.8	+47	+23	+86	+0.30	-0.53	+0.88	+0.36	+0.000
Calving-Ease	\$W (Weaning)	\$F (Feedlot)	\$G (Grid)	\$B (Beef)					
★★	+24.73	+26.36	+39.98	+64.10					

Ranks in the Top 2% for MARB EPD, 20% for REA EPD, 1% for \$G, and 2% for \$B. Check out the %IMF of 7.95.

88 | EXAR SPARTAN 9558B

Reg. No: 16256496 Tattoo: 9558B DOB: 1/15/2009

EXAR LUTTON 1831 NORTHERN IMPROVEMENT 4480 GF
 EXAR SPARTAN 6225 EXAR SARAS DREAM 9809
 WK WINNIE 7305 KRUGERRANDS MONEYLINE
 WK WINNIE 5460
 DIAMOND BENCHMARK 3R65 STEVENSON BENCHMARK N190
 EXAR BLACKCAP 7037 DIAMOND ENCHANTRESS N616
 LEACHMAN BLACKCAP 3215 LEACHMAN QUICKEN THE PACE
 LEACHMAN BLACKCAP 6260

EPDs current as of 1/22/2010

CED	BW	WW	Milk	YW	SC	\$EN	MARB	REA	Fat
+6	+2.7	+53	+25	+82	+0.26	-1.15	+0.49	+0.02	-0.009
Calving-Ease	\$W (Weaning)	\$F (Feedlot)	\$G (Grid)	\$B (Beef)					
★★	+30.76	+20.24	+29.11	+47.39					

Ranks in the Top 15% for WW EPD, 20% for Milk EPD, 25% for MARB EPD, 10% for \$W, and 20% for \$G. Note the outstanding weaning weight of 914 lbs.

90 | EXAR SPARTAN 9723B

Reg. No: +16256578 Tattoo: 9723B DOB: 1/13/2009

EXAR LUTTON 1831 NORTHERN IMPROVEMENT 4480 GF
 EXAR SPARTAN 6225 EXAR SARAS DREAM 9809
 WK WINNIE 7305 KRUGERRANDS MONEYLINE
 WK WINNIE 5460
 BON VIEW NEW DESIGN 1407 B/R NEW DESIGN 036
 WK FOREVER LADY KEM 1009 BON VIEW PRIDE 664
 LUKENS 6807 KEM 3956 D H D TRAVELER 6807
 G D A R KEM 956

EPDs current as of 1/22/2010

CED	BW	WW	Milk	YW	SC	\$EN	MARB	REA	Fat
+7	+2.6	+47	+26	+84	-0.17	-2.70	+0.28	-0.34	-0.032
Calving-Ease	\$W (Weaning)	\$F (Feedlot)	\$G (Grid)	\$B (Beef)					
★★	+26.31	+24.40	+21.53	+32.52					

Ranks in the Top 15% for Milk EPD.



91 | EXAR RITO 9705B

Reg. No: +16256554 Tattoo: 9705B DOB: 1/2/2009

RITO 112 OF 2536 RITO 616 RITO 616 OF 4B20 6807
 EXAR RITO 5118 OF RITO 112 G A R PRECISION 2536
 G A R NEW DESIGN 1200 B/R NEW DESIGN 036
 B/R NEW DESIGN 036 G A R PRECISION 2536
 G A R NEW DESIGN 930 V D A R NEW TREND 315
 G A R PRECISION 2536 B/R BLACKCAP EMPRESS 76
 G A R EXT 2104

Act. BW 74
 Adj. WW 570
 Adj. YW 1,197
 Adj. SC 39.9
 Adj. IMF 4.27
 Adj. REA 16.6

CED	BW	WW	Milk	YW	SC	\$EN	MARB	REA	Fat
+7	+2.3	+48	+24	+85	+0.47	-1.32	+0.28	+0.29	-0.026
Calving-Ease	\$W (Weaning)	\$F (Feedlot)	\$G (Grid)	\$B (Beef)					
★★★	+26.81	+25.00	+27.94	+41.03					

EPDs current as of 1/22/2010

Ranks in the Top 25% for \$G. Big Ribeye scan of 16.6!

92 | EXAR AC SPARTAN A902

Reg. No: 16377340 Tattoo: A902 DOB: 1/1/2009

EXAR LUTTON 1831 NORTHERN IMPROVEMENT 4480 GF
 EXAR SPARTAN 6225 EXAR SARAS DREAM 9809
 WK WINNIE 7305 KRUGERRANDS MONEYLINE
 BON VIEW NEW DESIGN 1407 ... WK WINNIE 5460
 74-51 BLACKBIRD S005 B/R NEW DESIGN 036
 RIVERBEND BLACKBIRD 4432 ... BON VIEW PRIDE 664
 BLACKBIRD OF S V F 1429 BR MIDLAND
 BLACKBIRD OF S V F 1429

Act. BW 86
 Adj. WW 767
 Adj. YW 1,418
 Adj. SC 37.4
 Adj. IMF 4.24
 Adj. REA 17.1

CED	BW	WW	Milk	YW	SC	\$EN	MARB	REA	Fat
+9	+1.1	+53	+24	+92	+0.13	-3.30	+0.31	+0.21	-0.037
Calving-Ease	\$W (Weaning)	\$F (Feedlot)	\$G (Grid)	\$B (Beef)					
★★★	+30.41	+29.99	+27.90	+48.17					

EPDs current as of 1/22/2010

Ranks in the Top 15% for Calving-Ease Direct, 15% for WW EPD, 25% for YW EPD, 10% for \$W, and 25% for \$G. Check out the outstanding yearling weight of 1,418 lbs. and a Big Ribeye scan of 17.1!

93 | EXAR MILE HIGH 81516

[AMF-NHF] Reg. No: +16217931 Tattoo: 81516 DOB: 11/18/2008

BON VIEW NEW DESIGN 1407 ... B/R NEW DESIGN 036
 RIVERBEND MILE HIGH 3718 ... BON VIEW PRIDE 664
 G A R PRECISION 1919 G A R PRECISION 1680
 G A R EXT 544
 C A FUTURE DIRECTION 5321 ... G A R PRECISION 1680
 BASIN LUCY 804N C A MISS POWER FIX 308
 BASIN LUCY 178E BASIN MAX 602C
 BASIN LUCY 855A

Act. BW 77
 Adj. WW 639
 Adj. YW 1,266
 Adj. SC 41.4
 Adj. IMF 4.64
 Adj. REA 19.4

CED	BW	WW	Milk	YW	SC	\$EN	MARB	REA	Fat
+4	+3.1	+49	+36	+98	+0.96	-16.77	+0.61	+0.51	+0.031
Calving-Ease	\$W (Weaning)	\$F (Feedlot)	\$G (Grid)	\$B (Beef)					
★★	+23.09	+37.65	+30.39	+64.67					

EPDs current as of 1/22/2010

Ranks in the Top 1% for Milk EPD, 15% for YW EPD, 15% for Scrotal EPD, 10% for MARB EPD, 4% for REA EPD, 10% for \$F, 20% for \$G, and 2% for \$B. Big Ribeye scan of 19.4!



Dam of Lot 93.

94 | EXAR MILE HIGH 96003 TF

[AMF-NHF] Reg. No: 16426541 Tattoo: 96003 DOB: 1/15/2009

BON VIEW NEW DESIGN 1407 ... B/R NEW DESIGN 036
 RIVERBEND MILE HIGH 3718 ... BON VIEW PRIDE 664
 G A R PRECISION 1919 G A R PRECISION 1680
 G A R EXT 544
 BR MIDLAND TWIN VALLEY PRECISION E161
 EXAR BLACKCAP C 4290 BR ROYAL LASS 7036-19
 EXAR BLACKCAP 1318 WK POCO E X A R
 LEACHMAN BLACKCAP 8011

Act. BW 74
 Adj. WW 781
 Adj. YW 1,256
 Adj. SC 40.3
 Adj. IMF 5.87
 Adj. REA 18.6

CED	BW	WW	Milk	YW	SC	\$EN	MARB	REA	Fat
+5	+2.8	+52	+28	+93	+0.52	-7.36	+0.46	+0.64	+0.021
Calving-Ease	\$W (Weaning)	\$F (Feedlot)	\$G (Grid)	\$B (Beef)					
★★	+26.92	+31.38	+31.21	+57.70					

EPDs current as of 1/22/2010

Ranks in the Top 20% for WW EPD, 10% for Milk EPD, 20% for YW EPD, 25% for MARB EPD, 1% for REA EPD, 25% for \$F, 15% for \$G, and 10% for \$B. Big Ribeye scan of 18.6!

95 | EXAR ALL AROUND 9337B

Reg. No: +16332064 Tattoo: 9337B DOB: 2/15/2009

CONNEALY WHITMAN BON VIEW NEW DESIGN 208
 CONNEALY ALL AROUND ELLA TINA OF CONANGA 989
 ENTRUST OF CONANGA 894 C R A BEXTOR 872 5205 608
 ENDALLA OF CONANGA 4860
 BR MIDLAND TWIN VALLEY PRECISION E161
 A & B BLACKBIRD 4187 BR ROYAL LASS 7036-19
 A & B BLACKBIRD 1063 SITZ ALLIANCE 6595
 A&B BLACKBIRD 7059

Act. BW 68
 Adj. WW 615
 Adj. YW 1,301
 Adj. SC 37.3
 Adj. IMF 5.69
 Adj. REA 16.4

CED	BW	WW	Milk	YW	SC	\$EN	MARB	REA	Fat
+2	+3.6	+56	+26	+96	+0.57	-6.41	+0.57	+0.13	+0.033
Calving-Ease	\$W (Weaning)	\$F (Feedlot)	\$G (Grid)	\$B (Beef)					
★★	+26.76	+32.84	+27.59	+49.29					

EPDs current as of 1/22/2010

Ranks in the Top 10% for WW EPD, 15% for Milk EPD, 15% for YW EPD, 15% for MARB EPD, 20% for \$F, and 25% for \$B. Big Ribeye scan of 16.4!

96 | EXAR AC 7118 9015

[AMF] Reg. No: 16385560 Tattoo: 9015 DOB: 2/11/2009

C A FUTURE DIRECTION 5321 ... G A R PRECISION 1680
 J&J FUTURE DIRECTION 7118 ... C A MISS POWER FIX 308
 J&J QUEENIE 9206 A&B YUKON 7150
 C&C QUEEN 418
 EXAR NEW LOOK 2971 BON VIEW NEW DESIGN 1407
 J&J DIXIE ERICA 5127 N BAR PRIMROSE 2424
 J&J 6807 DIXIE 012 D H D TRAVELER 6807
 DIXIE ERICA OF R R 7530

Act. BW 83
 Adj. WW 711
 Adj. YW 1,434
 Adj. SC 41.4
 Adj. IMF 5.52
 Adj. REA 16.1

CED	BW	WW	Milk	YW	SC	\$EN	MARB	REA	Fat
+10	+1.1	+47	+19	+93	+0.38	+0.93	+0.45	+0.12	+0.025
Calving-Ease	\$W (Weaning)	\$F (Feedlot)	\$G (Grid)	\$B (Beef)					
★★★	+24.73	+33.33	+22.60	+52.10					

EPDs current as of 1/22/2010

Ranks in the Top 10% for Calving-Ease Direct, 20% for YW EPD, 20% for \$F, and 20% for \$B. Check out the outstanding yearling weight of 1434 lbs. and a Big Ribeye scan of 16.1!

97 | EXAR FRANCHISE 845

[AMF-NHF] Reg. No: +16200490 Tattoo: 845 DOB: 8/17/2008

C A FUTURE DIRECTION 5321 ... G A R PRECISION 1680
 BASIN FRANCHISE P142 ... C A MISS POWER FIX 308
 BASIN CHLOE 812L GARDENS EXPEDITION
 BASIN CHLOE 6198
 BR MIDLAND TWIN VALLEY PRECISION E161
 EXAR BANDO 5019 BR ROYAL LASS 7036-19
 D V A R BANDO 2 EXT 743 N BAR EMULATION EXT
 G A R BANDO 2

Act. BW 75
 Adj. WW 633
 Adj. YW 1,225
 Adj. SC 35.3
 Adj. IMF 5.04
 Adj. REA 14.3

CED	BW	WW	Milk	YW	SC	\$EN	MARB	REA	Fat
+8	+1.1	+49	+23	+86	+0.05	-0.53	+0.46	+0.24	+0.055
Calving-Ease	\$W (Weaning)	\$F (Feedlot)	\$G (Grid)	\$B (Beef)					
★★★★	+29.26	+25.60	+23.29	+42.64					

EPDs current as of 1/22/2010

Ranks in the Top 20% for Calving-Ease Direct, 25% for MARB EPD, and 15% for \$W.



98 | EXAR FRANCHISE 840 [AMF-NHF]

Act. BW 60
Reg. No: +16200485 Tattoo: 840 DOB: 8/13/2008 Adj. WW 561

C A FUTURE DIRECTION 5321 ... G A R PRECISION 1680
BASIN FRANCHISE P142 ... C A MISS POWER FIX 308
BASIN CHLOE 812L ... GARDENS EXPEDITION
BR MIDLAND ... TWIN VALLEY PRECISION E161
EXAR BANDO 5019 ... BR ROYAL LASS 7036-19
D V A R BANDO 2 EXT 743 ... N BAR EMULATION EXT
G A R BANDO 2

EPDs current as of 1/22/2010

CED	BW	WW	Milk	YW	SC	SEN	MARB	REA	Fat
+8	+1.1	+49	+23	+86	-0.24	-0.53	+0.43	+0.25	+0.047
Calving-Ease	\$W (Weaning)	\$F (Feedlot)	\$G (Grid)	\$B (Beef)					
★★★★	+29.26	+25.60	+24.25	+41.17					

Ranks in the Top 20% for Calving-Ease Direct and 15% for \$W.

100 | EXAR FRANCHISE 81365 [NHF]

Act. BW 80
Reg. No: +16118363 Tattoo: 81365 DOB: 9/2/2008 Adj. WW 459

C A FUTURE DIRECTION 5321 ... G A R PRECISION 1680
BASIN FRANCHISE P142 ... C A MISS POWER FIX 308
BASIN CHLOE 812L ... GARDENS EXPEDITION
BOYD ON TARGET 1083 ... S A F 598 BANDO 5175
STEVENS LADY 981R ... BOYD FOREVER LADY 7095
STEVENS LADY J159 ... BASIN MAX 602C
BLACK TOOTH LADY B 380

EPDs current as of 1/22/2010

CED	BW	WW	Milk	YW	SC	SEN	MARB	REA	Fat
+7	+1.4	+50	+24	+93	-0.23	-3.61	+0.22	+0.37	+0.025
Calving-Ease	\$W (Weaning)	\$F (Feedlot)	\$G (Grid)	\$B (Beef)					
★★★★	+27.70	+32.16	+19.49	+43.42					

Ranks in the Top 25% for WW EPD, 20% for YW EPD, 15% for REA EPD, and 25% for \$F.

102 | EXAR FRANCHISE 83751 [NHF]

Act. BW 50
Reg. No: +16241762 Tattoo: 83751 DOB: 9/1/2008 Adj. WW 625

C A FUTURE DIRECTION 5321 ... G A R PRECISION 1680
BASIN FRANCHISE P142 ... C A MISS POWER FIX 308
BASIN CHLOE 812L ... GARDENS EXPEDITION
BON VIEW NEW DESIGN 1407 ... B/R NEW DESIGN 036
EXAR LASS 5115 ... BON VIEW PRIDE 664
EXAR LASS 3505 ... BR MIDLAND
STEVENS LASS L975

EPDs current as of 1/22/2010

CED	BW	WW	Milk	YW	SC	SEN	MARB	REA	Fat
+10	+0.9	+47	+24	+87	-0.03	-1.75	+0.64	+0.47	+0.009
Calving-Ease	\$W (Weaning)	\$F (Feedlot)	\$G (Grid)	\$B (Beef)					
★★★★	+27.94	+27.34	+36.92	+55.79					

Ranks in the Top 10% for Calving-Ease Direct, 25% for BW EPD, 10% for MARB EPD, 10% for REA EPD, 25% for \$W, 3% for \$G, and 10% for \$B. Big Ribeye scan of 16.5!

104 | EXAR FRANCHISE 81336 [AMF-NHF]

Act. BW 90
Reg. No: +16113154 Tattoo: 81336 DOB: 8/10/2008 Adj. WW 646

C A FUTURE DIRECTION 5321 ... G A R PRECISION 1680
BASIN FRANCHISE P142 ... C A MISS POWER FIX 308
BASIN CHLOE 812L ... GARDENS EXPEDITION
FINKS 5522-6148 ... EMULATION N BAR 5522
G A R 6148 EMULATION 1119 ... FINKS PROUD FORMERA 614
G A R 6807 TRAVELER 504 ... D H D TRAVELER 6807
G A R SCOTCH CAP 309

EPDs current as of 1/22/2010

CED	BW	WW	Milk	YW	SC	SEN	MARB	REA	Fat
+8	+2.5	+51	+27	+94	+0.00	-2.25	+0.39	+0.29	-0.018
Calving-Ease	\$W (Weaning)	\$F (Feedlot)	\$G (Grid)	\$B (Beef)					
★★	+30.89	+32.78	+28.44	+55.78					

Ranks in the Top 20% for Calving-Ease Direct, 25% for WW EPD, 10% for Milk EPD, 20% for YW EPD, 10% for \$W, 20% for \$F, 25% for \$G, and 10% for \$B.

99 | EXAR FRANCHISE 83703 [NHF]

Act. BW 72
Reg. No: +16241743 Tattoo: 83703 DOB: 9/1/2008 Adj. WW 548

C A FUTURE DIRECTION 5321 ... G A R PRECISION 1680
BASIN FRANCHISE P142 ... C A MISS POWER FIX 308
BASIN CHLOE 812L ... GARDENS EXPEDITION
BON VIEW NEW DESIGN 1407 ... B/R NEW DESIGN 036
EXAR LASS 5115 ... BON VIEW PRIDE 664
EXAR LASS 3505 ... BR MIDLAND
STEVENS LASS L975

EPDs current as of 1/22/2010

CED	BW	WW	Milk	YW	SC	SEN	MARB	REA	Fat
+10	+0.9	+47	+24	+87	-0.30	-1.75	+0.60	+0.36	+0.013
Calving-Ease	\$W (Weaning)	\$F (Feedlot)	\$G (Grid)	\$B (Beef)					
★★★★	+27.94	+27.34	+34.43	+52.55					

Ranks in the Top 10% for Calving-Ease Direct, 25% for BW EPD, 15% for MARB EPD, 20% for REA EPD, 25% for \$W, 10% for \$G, and 20% for \$B.

101 | EXAR FRANCHISE 83731 [NHF]

Act. BW 62
Reg. No: +16241753 Tattoo: 83731 DOB: 9/1/2008 Adj. WW 650

C A FUTURE DIRECTION 5321 ... G A R PRECISION 1680
BASIN FRANCHISE P142 ... C A MISS POWER FIX 308
BASIN CHLOE 812L ... GARDENS EXPEDITION
BOYD ON TARGET 1083 ... S A F 598 BANDO 5175
STEVENS LASS 2885 ... BOYD FOREVER LADY 7095
STEVENS LASS 4932 ... THREE TREES HOLYFIELD B27F
STEVENS LASS 6054

EPDs current as of 1/22/2010

CED	BW	WW	Milk	YW	SC	SEN	MARB	REA	Fat
+7	+1.4	+50	+26	+89	+0.31	-4.23	+0.40	+0.31	+0.029
Calving-Ease	\$W (Weaning)	\$F (Feedlot)	\$G (Grid)	\$B (Beef)					
★★★★	+29.29	+28.17	+25.36	+46.97					

Ranks in the Top 25% for WW EPD, 15% for Milk EPD, 25% for REA EPD, and 15% for \$W.

103 | EXAR FRANCHISE 81329 [NHF]

Act. BW 77
Reg. No: +16113148 Tattoo: 81329 DOB: 8/1/2008 Adj. WW 680

C A FUTURE DIRECTION 5321 ... G A R PRECISION 1680
BASIN FRANCHISE P142 ... C A MISS POWER FIX 308
BASIN CHLOE 812L ... GARDENS EXPEDITION
BON VIEW NEW DESIGN 1407 ... B/R NEW DESIGN 036
EXAR LASS 5115 ... BON VIEW PRIDE 664
EXAR LASS 3505 ... BR MIDLAND
STEVENS LASS L975

EPDs current as of 1/22/2010

CED	BW	WW	Milk	YW	SC	SEN	MARB	REA	Fat
+10	+1.5	+47	+28	+86	+0.31	-5.20	+0.40	+0.63	+0.037
Calving-Ease	\$W (Weaning)	\$F (Feedlot)	\$G (Grid)	\$B (Beef)					
★★★★	+28.23	+26.36	+26.98	+53.78					

Ranks in the Top 10% for Calving-Ease Direct, 10% for Milk EPD, 1% for REA EPD, 25% for \$W, and 15% for \$B. Big Ribeye scan of 17.2!

105 | EXAR FRANCHISE 81493 [NHF]

Act. BW 71
Reg. No: +16217918 Tattoo: 81493 DOB: 9/20/2008 Adj. WW 516

C A FUTURE DIRECTION 5321 ... G A R PRECISION 1680
BASIN FRANCHISE P142 ... C A MISS POWER FIX 308
BASIN CHLOE 812L ... GARDENS EXPEDITION
VDAR AMBUSH 2478 ... V D A R AMBUSH 1465 S A F
STEVENS CLOVA PRIDE L888 ... V D A R POLLY 814
STEVENS CLOVA PRIDE 712H ... KRUGERRAND OF DONAMERE 490
STEVENS CLOVA PRIDE 914C

EPDs current as of 1/22/2010

CED	BW	WW	Milk	YW	SC	SEN	MARB	REA	Fat
+6	+1.9	+52	+27	+93	+0.15	+1.03	+0.30	+0.36	+0.019
Calving-Ease	\$W (Weaning)	\$F (Feedlot)	\$G (Grid)	\$B (Beef)					
★★★	+36.13	+31.38	+24.53	+42.77					

Ranks in the Top 20% for WW EPD, 10% for Milk EPD, 20% for YW EPD, 20% for REA EPD, 1% for \$W, and 25% for \$F.



106 | EXAR FRANCHISE 854 [AMF-NHF]

Act. BW 70
 Reg. No: +16200511 Tattoo: 854 DOB: 8/19/2008 Adj. WW 519

C A FUTURE DIRECTION 5321 ... G A R PRECISION 1680
 BASIN FRANCHISE P142 ... C A MISS POWER FIX 308
 BASIN CHLOE 812L ... GARDENS EXPEDITION
 BR MIDLAND ... BASIN CHLOE 6198
 EXAR BANDO 5019 ... TWIN VALLEY PRECISION E161
 D V A R BANDO 2 EXT 743 ... BR ROYAL LASS 7036-19
 G A R BANDO 2 ... N BAR EMULATION EXT
 Adj. SC 36.4
 Adj. IMF 3.94
 Adj. REA 13.1

EPDs current as of 1/22/2010

CED	BW	WW	Milk	YW	SC	SEN	MARB	REA	Fat
+8	+1.1	+49	+23	+86	+0.20	-0.53	+0.35	+0.18	+0.024
Calving-Ease	\$W (Weaning)	\$F (Feedlot)	\$G (Grid)	\$B (Beef)					
★★★★	+29.26	+25.60	+23.75	+39.69					

Ranks in the Top 20% for Calving-Ease Direct and 15% for \$W.

107 | EXAR FRANCHISE 841 [AMF-NHF]

Act. BW 65
 Reg. No: +16200486 Tattoo: 841 DOB: 8/14/2008 Adj. WW 573

C A FUTURE DIRECTION 5321 ... G A R PRECISION 1680
 BASIN FRANCHISE P142 ... C A MISS POWER FIX 308
 BASIN CHLOE 812L ... GARDENS EXPEDITION
 BR MIDLAND ... BASIN CHLOE 6198
 EXAR BANDO 5019 ... TWIN VALLEY PRECISION E161
 D V A R BANDO 2 EXT 743 ... BR ROYAL LASS 7036-19
 G A R BANDO 2 ... N BAR EMULATION EXT
 Adj. SC 37.2
 Adj. IMF 3.71
 Adj. REA 16.6

EPDs current as of 1/22/2010

CED	BW	WW	Milk	YW	SC	SEN	MARB	REA	Fat
+8	+1.1	+49	+23	+86	+0.32	-0.53	+0.32	+0.43	+0.021
Calving-Ease	\$W (Weaning)	\$F (Feedlot)	\$G (Grid)	\$B (Beef)					
★★★★	+29.26	+25.60	+23.75	+42.77					

Ranks in the Top 20% for Calving-Ease Direct, 10% for REA EPD, and 15% for \$W. Big Ribeye scan of 16.6!

108 | EXAR FRANCHISE 894 [NHF]

Act. BW 85
 Reg. No: +16200555 Tattoo: 894 DOB: 9/9/2008 Adj. WW 527

C A FUTURE DIRECTION 5321 ... G A R PRECISION 1680
 BASIN FRANCHISE P142 ... C A MISS POWER FIX 308
 BASIN CHLOE 812L ... GARDENS EXPEDITION
 BON VIEW NEW DESIGN 1407 ... B/R NEW DESIGN 036
 RAB-GAR MS 1407 4921P ... BON VIEW PRIDE 664
 RAB-GAR MS ATM 4665K ... G A R ATM 6777
 G A R 6807 TRAVELER 7144 ...
 Adj. SC 35.0
 Adj. IMF 4.09
 Adj. REA 14.3

EPDs current as of 1/22/2010

CED	BW	WW	Milk	YW	SC	SEN	MARB	REA	Fat
+10	+1.0	+46	+30	+87	-0.21	-0.77	+0.40	+0.36	+0.025
Calving-Ease	\$W (Weaning)	\$F (Feedlot)	\$G (Grid)	\$B (Beef)					
★★★	+34.66	+27.72	+28.27	+41.02					

Ranks in the Top 10% for Calving-Ease Direct, 25% for BW EPD, 2% for Milk EPD, 20% for REA EPD, 1% for \$W, and 25% for \$G.



109 | EXAR WARM UP 9774B

Act. BW 89
 Reg. No: +16285207 Tattoo: 9774B DOB: 2/14/2009 Adj. WW 765

HARB PENDLETON 765 J H ... S A V FINAL ANSWER 0035
 21AR ROUNDUP 7005 ... H A R B BLACK LADY 375 J H
 21AR BLACKBIRD LADY F645 ... B C C BUSHWACKER 41-93
 21AR BLACKBIRD LADY C645 ...
 G A R GRID MAKER ... G D A R TRAVELER 044
 THREE TREES BLACKCAP 3551 ... G A R PRECISION 2536
 G A R LUCYS BOY 2118 ... V D A R LUCYS BOY
 G A R PRECISION 706 ...
 Adj. SC 38.3
 Adj. IMF 5.53
 Adj. REA 17.3

EPDs current as of 1/22/2010

CED	BW	WW	Milk	YW	SC	SEN	MARB	REA	Fat
+8	+1.9	+57	+23	+99	+0.19	-4.56	+0.28	+0.43	+0.043
Calving-Ease	\$W (Weaning)	\$F (Feedlot)	\$G (Grid)	\$B (Beef)					
★★★	+29.55	+35.49	+20.61	+45.17					

Ranks in the Top 20% for Calving-Ease Direct, 10% for WW EPD, 10% for YW EPD, 10% for REA EPD, 15% for \$W, and 15% for \$F. Check out the outstanding yearling weight of 1,410 lbs. and a Big Ribeye scan of 17.3!



LOT 109

110 | EXAR WITHSTAND 9460B [NHF]

Act. BW 82
 Reg. No: 16285145 Tattoo: 9460B DOB: 2/12/2009 Adj. WW 758

C A FUTURE DIRECTION 5321 ... G A R PRECISION 1680
 BASIN FRANCHISE P142 ... C A MISS POWER FIX 308
 BASIN CHLOE 812L ... GARDENS EXPEDITION
 G A R EXPECTATION 4915 ... BASIN CHLOE 6198
 CLEARWATER BLACKLASS 1355 ... N BAR EMULATION EXT
 CLEARWATER BLACKLASS 1783 ... G A R TRAVELER 2421
 BR MIDLAND ...
 CLEARWATER BLACKLASS 0217 ...
 Adj. SC 34.4
 Adj. IMF 6.62
 Adj. REA 16.6

EPDs current as of 1/22/2010

CED	BW	WW	Milk	YW	SC	SEN	MARB	REA	Fat
+9	+1.4	+61	+26	+98	-0.29	-7.03	+0.50	+0.54	+0.009
Calving-Ease	\$W (Weaning)	\$F (Feedlot)	\$G (Grid)	\$B (Beef)					
★★★★	+34.09	+32.90	+32.13	+60.31					

Ranks in the Top 15% for Calving-Ease Direct, 2% for WW EPD, 15% for Milk EPD, 15% for YW EPD, 20% for MARB EPD, 3% for REA EPD, 1% for \$W, 20% for \$F, 15% for \$G, and 5% for \$B. Incredible combination of 6.62 %IMF and a Big Ribeye scan of 16.6!

\$50 OFF
 the Purchase Price
 of all Bulls Picked Up
 by the Buyer Sale Day.

**LOT 111**

111 | EXAR WHISPERIN 9006B

Reg. No: 16256412 Tattoo: 9006B DOB: 1/5/2009

BON VIEW NEW DESIGN 1407 ... B/R NEW DESIGN 036
EXAR 263C ... BON VIEW PRIDE 664
 EXAR JUNE C 3577 ... BR MIDLAND
 PAF 9611 616 1161

BOYD ON TARGET 1083 ... S A F 598 BANDO 5175
BASIN PRIDE 920S ... BOYD FOREVER LADY 7095
BASIN PRIDE 7069 ... BASIN AMBUSH 3905
 BASIN PRIDE 903G

Act. BW 76
 Adj. WW 726
 Adj. YW 1,273
 Adj. SC 37.5
 Adj. IMF 6.13
 Adj. REA 15.0

EPDs current as of 1/22/2010

CED	BW	WW	Milk	YW	SC	SEN	MARB	REA	Fat
+8	+1.1	+52	+28	+102	+0.27	-10.18	+0.66	+0.10	+0.053
Calving-Ease		\$W (Weaning)	\$F (Feedlot)	\$G (Grid)	\$B (Beef)				
★★★★		+27.22	+40.59	+28.13	+46.07				

Ranks in the Top 20% for Calving-Ease Direct, 20% for WW EPD, 10% for Milk EPD, 10% for YW EPD, 10% for MARB EPD, 10% for \$F, and 25% for \$G. Check out the %IMF of 6.13.

**LOT 112**

112 | EXAR WORK OUT 9255B

Reg. No: +16315630 Tattoo: 9255B DOB: 1/8/2009

O C C EMBLAZON 854E ... D H D TRAVELER 6807
RITO 6EM3 OF 4L1 EMBLAZON ... DIXIE ERICA OF C H 1019
 RITA 4L1 OF 2536 208 ... BON VIEW NEW DESIGN 208
 G A R PRECISION 2536


BON VIEW NEW DESIGN 1407 ... B/R NEW DESIGN 036
WK PRINCESS 1194 ... BON VIEW PRIDE 664
 WK PRINCESS 8401 ... WK UPDATE
 WK PRINCESS 6311

Act. BW 72
 Adj. WW 603
 Adj. YW 1,144
 Adj. SC 32.1
 Adj. IMF 4.38
 Adj. REA 14.9

EPDs current as of 1/22/2010

CED	BW	WW	Milk	YW	SC	SEN	MARB	REA	Fat
+11	-0.2	+49	+25	+93	-0.28	-4.36	+0.37	+0.31	+0.022
Calving-Ease		\$W (Weaning)	\$F (Feedlot)	\$G (Grid)	\$B (Beef)				
★★★★		+28.91	+32.55	+26.39	+43.18				

Ranks in the Top 4% for Calving-Ease Direct, 10% for BW EPD, 20% for Milk EPD, 20% for YW EPD, 25% for REA EPD, 20% for \$W, and 25% for \$F.

**RITO 6EM3 OF 4L1 EMBLAZON**

28 Sons Sell!

113 | EXAR WARRIOR 9202B

Reg. No: +16267853 Tattoo: 9202B DOB: 1/1/2009

O C C EMBLAZON 854E ... D H D TRAVELER 6807
RITO 6EM3 OF 4L1 EMBLAZON ... DIXIE ERICA OF C H 1019
 RITA 4L1 OF 2536 208 ... BON VIEW NEW DESIGN 208
 G A R PRECISION 2536

BON VIEW NEW DESIGN 1407 ... B/R NEW DESIGN 036
WK FOREVER LADY KEM 1009 ... BON VIEW PRIDE 664
 LUKENS 6807 KEM 3956 ... D H D TRAVELER 6807
 G D A R KEM 956

Act. BW 78
 Adj. WW 702
 Adj. YW 1,134
 Adj. SC 33.9
 Adj. IMF 5.13
 Adj. REA 15.1

EPDs current as of 1/22/2010

CED	BW	WW	Milk	YW	SC	SEN	MARB	REA	Fat
+9	+0.5	+46	+28	+86	+0.30	-5.20	+0.31	+0.18	+0.016
Calving-Ease		\$W (Weaning)	\$F (Feedlot)	\$G (Grid)	\$B (Beef)				
★★★★		+28.55	+26.74	+24.25	+34.77				

Ranks in the Top 15% for Calving-Ease Direct, 20% for BW EPD, 10% for Milk EPD, and 20% for \$W.

**LOT 114**

114 | EXAR WINCHESTER 9213B

Reg. No: +16265239 Tattoo: 9213B DOB: 1/15/2009

O C C EMBLAZON 854E ... D H D TRAVELER 6807
RITO 6EM3 OF 4L1 EMBLAZON ... DIXIE ERICA OF C H 1019
 RITA 4L1 OF 2536 208 ... BON VIEW NEW DESIGN 208
 G A R PRECISION 2536

BON VIEW NEW DESIGN 1407 ... B/R NEW DESIGN 036
EXAR RITA 2845 ... BON VIEW PRIDE 664
 SOUTHERN TRAVELER 747 3476 ... BR MIDLAND
 G A R 6807 TRAVELER 747

Act. BW 68
 Adj. WW 721
 Adj. YW 1,190
 Adj. SC 35.3
 Adj. IMF 5.74
 Adj. REA 15.7

EPDs current as of 1/22/2010

CED	BW	WW	Milk	YW	SC	SEN	MARB	REA	Fat
+10	+0.6	+51	+26	+94	+0.25	-5.78	+0.57	+0.35	+0.033
Calving-Ease		\$W (Weaning)	\$F (Feedlot)	\$G (Grid)	\$B (Beef)				
★★★		+29.23	+32.78	+32.56	+45.63				

Ranks in the Top 10% for Calving-Ease Direct, 20% for BW EPD, 25% for WW EPD, 15% for Milk EPD, 20% for YW EPD, 15% for MARB EPD, 20% for REA EPD, 15% for \$W, 20% for \$F, and 10% for \$G.



115 | EXAR WINDFALL 9743B

Reg. No: +16274835 Tattoo: 9743B DOB: 2/1/2009

B A R EXT TRAVELER 205 N BAR EMULATION EXT
 C R A BEXTOR 872 5205 608 B A R QUEEN TRAVELER 3015
 CRA LADY JAYE 608 498 S EASY G A R SLEEP EASY 1009
 G D A R TRAVELER 044 H H F 917 LADY 975 498
 G A R 044 TRAVELER 2328 D H D TRAVELER 6807
 G A R PRECISION 2536 G D A R BLACKCAP LADY 840
 G A R EXT 2104 G A R PRECISION 1680
 G A R EXT 2104

Act. BW 88
 Adj. WW 683
 Adj. YW 1,333
 Adj. SC 37.9
 Adj. IMF 4.56
 Adj. REA 18.5

EPDs current as of 1/22/2010

CED	BW	WW	Milk	YW	SC	SEN	MARB	REA	Fat
+8	+2.2	+49	+28	+91	-0.14	-6.04	+0.23	+0.63	+0.006
Calving-Ease	\$W (Weaning)	\$F (Feedlot)	\$G (Grid)	\$B (Beef)					
★★★	+27.39	+30.54	+25.28	+47.26					

Ranks in the Top 20% for Calving-Ease Direct, 10% for Milk EPD, 25% for YW EPD, and 1% for REA EPD. Big Ribeye scan of 18.5!



LOT 115

116 | EXAR WILLFUL 9409B

Reg. No: 16265280 Tattoo: 9409B DOB: 1/11/2009

BASIN EXPEDITION 768J GARDENS EXPEDITION
 BASIN SPREAD 304T BASIN PRIMROSE LADY 5287
 BASIN LUCY 3829 C A FUTURE DIRECTION 5321
 SCHURRTOP MC 2500 BASIN LUCY 178E
 EXG TILLIE T006 R3 SCHURRTOP M C
 EXG TILLIE R9108 R3 SCHURRTOP R S 1413 2153
 WK TILLIE 9108 BR MIDLAND
 WK TILLIE 9108

Act. BW 66
 Adj. WW 688
 Adj. YW 1,246
 Adj. SC 38.2
 Adj. IMF 7.21
 Adj. REA 14.0

EPDs current as of 1/22/2010

CED	BW	WW	Milk	YW	SC	SEN	MARB	REA	Fat
+7	+1.8	+50	+24	+91	+0.35	-2.99	+0.25	+0.10	+0.008
Calving-Ease	\$W (Weaning)	\$F (Feedlot)	\$G (Grid)	\$B (Beef)					
★★★	+27.58	+30.15	+20.51	+38.42					

Ranks in the Top 25% for WW EPD, and 25% for YW EPD. Check out the %IMF of 7.21.

117 | EXAR WEBSTER 9459B

Reg. No: 16285143 Tattoo: 9459B DOB: 2/11/2009

B C MARATHON 7022 O C C KIRBY 633K
 BC 7022 RAVEN 7965 GIBBET HILL MIGNONNE E37
 O C C BLACKBIRD 796F O C C BONANZA 880B
 EXAR LUTTON 1831 O C C BLACKBIRD 779A
 EXG BLACKCAP S044 R3 NORTHERN IMPROVEMENT 4480 GF
 EXG BLACKCAP M666 R3 EXAR SARAS DREAM 9809
 LEACHMAN DIAMONDBACK
 LEACHMAN BLACKCAP 8253

Act. BW 78
 Adj. WW 654
 Adj. YW 1,232
 Adj. SC 38.7
 Adj. IMF 6.64
 Adj. REA 15.6

EPDs current as of 1/22/2010

CED	BW	WW	Milk	YW	SC	SEN	MARB	REA	Fat
+5	+2.4	+51	+22	+89	-0.03	-0.53	+0.46	+0.26	+0.006
Calving-Ease	\$W (Weaning)	\$F (Feedlot)	\$G (Grid)	\$B (Beef)					
★★★	+27.25	+27.78	+28.55	+53.04					

Ranks in the Top 25% for WW EPD, 25% for MARB EPD, 25% for \$G, and 15% for \$B. Check out the %IMF of 6.64.

118 | EXAR WADE 9766B

Reg. No: +16391180 Tattoo: 9766B DOB: 2/11/2009

B C MARATHON 7022 O C C KIRBY 633K
 BC 7022 RAVEN 7965 GIBBET HILL MIGNONNE E37
 O C C BLACKBIRD 796F O C C BONANZA 880B
 N BAR EMULATION EXT O C C BLACKBIRD 779A
 EXAR RITO 4391 EMULATION N BAR 5522
 G A R 616 RITO 1111 N BAR PRIMROSE 2424
 G A R PRECISION 939 RITO 616 OF 4B20 6807

Act. BW 73
 Adj. WW 740
 Adj. YW 1,254
 Adj. SC 34.2
 Adj. IMF 6.27
 Adj. REA 15.6

EPDs current as of 1/22/2010

CED	BW	WW	Milk	YW	SC	SEN	MARB	REA	Fat
+5	+0.7	+53	+18	+86	-0.53	+3.97	+0.50	+0.33	+0.003
Calving-Ease	\$W (Weaning)	\$F (Feedlot)	\$G (Grid)	\$B (Beef)					
★★★★	+31.22	+24.09	+30.92	+54.47					

Ranks in the Top 20% for BW EPD, 15% for WW EPD, 20% for MARB EPD, 20% for REA EPD, 10% for \$W, 15% for \$G, and 15% for \$B. Check out the %IMF of 6.27.



LOT 118

119 | EXAR WHIRLPOOL 9445B

Reg. No: 16285123 Tattoo: 9445B DOB: 2/6/2009

N BAR PRIME TIME D806 GARDENS PRIME TIME
 GARDENS PRIME STAR N BAR MISS EMULOUS A404
 GREEN GARDEN JILT C242 S1 S S TRAVELER 6807 T510
 BON VIEW NEW DESIGN 1407 GREEN GARDEN JILT 9242 S1
 EXG FOREVER LADY 6027 R3 B/R NEW DESIGN 036
 SWEETWATER FOREVER LADY 125 BON VIEW PRIDE 664
 J L B EXACTO 416
 WALDECK EF FOREVER LADY 9530

Act. BW 80
 Adj. WW 553
 Adj. YW 1,105
 Adj. SC 37.6
 Adj. IMF 6.45
 Adj. REA 14.8

EPDs current as of 1/22/2010

CED	BW	WW	Milk	YW	SC	SEN	MARB	REA	Fat
+9	+2.1	+36	+26	+81	+0.35	-1.79	+0.78	+0.12	+0.042
Calving-Ease	\$W (Weaning)	\$F (Feedlot)	\$G (Grid)	\$B (Beef)					
★★★	+20.32	+25.63	+33.69	+41.96					

Ranks in the Top 15% for Calving-Ease Direct, 15% for Milk EPD, 3% for MARB EPD, and 10% for \$G. Check out the %IMF of 6.45.



GARDENS PRIME STAR



LOT 120

121 EXAR WEIGHT GAINER 9456B

Reg. No: 16287493 Tattoo: 9456B DOB: 2/10/2009

S A V FINAL ANSWER 0035 SITZ TRAVELER 8180
 HARB PENDLETON 765 J H S A V EMULOUS 8145
 H A R B BLACK LADY 375 J H H A R B HIGH PLAINS 975 JH
 H A R B BLACK LADY 073 J H H A R B BLACK LADY 073 J H
 BR MIDLAND TWIN VALLEY PRECISION E161
 TF BLACKBIRD 6158 BR ROYAL LASS 7036-19
 EXAR BLACKBIRD 3224 EXAR SUDDEN IMPACT 1537
 ACF BLACKBIRD 8061

EPDs current as of 1/22/2010

CED	BW	WW	Milk	YW	SC	\$EN	MARB	REA	Fat
+10	+0.6	+61	+23	+100	+0.89	-4.87	+0.22	+0.01	+0.029
Calving-Ease		\$W (Weaning)	\$F (Feedlot)	\$G (Grid)	\$B (Beef)				
★★★		+33.71	+34.93	+14.27	+37.48				

Ranks in the Top 10% for Calving-Ease Direct, 20% for BW EPD, 2% for WW EPD, 10% for YW EPD, 20% for Scrotal EPD, 2% for \$W, and 15% for \$F.

123 EXAR WIND TALKER 9533B

Reg. No: 16259392 Tattoo: 9533B DOB: 1/9/2009

S A V FINAL ANSWER 0035 SITZ TRAVELER 8180
 HARB PENDLETON 765 J H S A V EMULOUS 8145
 H A R B BLACK LADY 375 J H H A R B HIGH PLAINS 975 JH
 H A R B BLACK LADY 073 J H H A R B BLACK LADY 073 J H
 BR MIDLAND TWIN VALLEY PRECISION E161
 EXAR MISS NEW DESIGN 1757 BR ROYAL LASS 7036-19
 G A R 1407 NEW DESIGN 982 BON VIEW NEW DESIGN 1407
 G A R PRECISION 1559

EPDs current as of 1/22/2010

CED	BW	WW	Milk	YW	SC	\$EN	MARB	REA	Fat
+5	+3.3	+53	+22	+94	+0.78	-2.08	+0.49	+0.05	+0.031
Calving-Ease		\$W (Weaning)	\$F (Feedlot)	\$G (Grid)	\$B (Beef)				
★★		+25.19	+31.99	+24.91	+45.02				

Ranks in the Top 15% for WW EPD, 20% for YW EPD, 25% for Scrotal EPD, 25% for MARB EPD, and 25% for \$F. Note the outstanding weaning weight of 875 lbs.

125 EXAR RAVEN 9462B

Reg. No: 16285149 Tattoo: 9462B DOB: 2/12/2009

B C MARATHON 7022 O C C KIRBY 633K
 BC 7022 RAVEN 7965 GIBBET HILL MIGNONNE E37
 O C C BLACKBIRD 796F O C C BONANZA 880B
 O C C BLACKBIRD 779A O C C BLACKBIRD 779A
 EXG CHEROKEE M513 R3 BON VIEW NEW DESIGN 1407
 EXG QUEEN S325 R3 ERISKAY OF ROLLIN ROCK 3526
 EXG SCOTCHMAN QUEEN M55 R3 E&B 1483 SCOTCHMAN 5041
 R3R QUEEN 9261

EPDs current as of 1/22/2010

CED	BW	WW	Milk	YW	SC	\$EN	MARB	REA	Fat
+12	-0.9	+55	+23	+82	-0.51	+0.70	+0.13	+0.30	+0.012
Calving-Ease		\$W (Weaning)	\$F (Feedlot)	\$G (Grid)	\$B (Beef)				
★★★		+36.57	+19.50	+16.94	+36.00				

Ranks in the Top 2% for Calving-Ease Direct, 4% for BW EPD, 10% for WW EPD, 25% for REA EPD, and 1% for \$W.

120 EXAR WRANGLER 9760B

Reg. No: +16274844 Tattoo: 9760B DOB: 2/9/2009

S A V FINAL ANSWER 0035 SITZ TRAVELER 8180
 HARB PENDLETON 765 J H S A V EMULOUS 8145
 H A R B BLACK LADY 375 J H H A R B HIGH PLAINS 975 JH
 H A R B BLACK LADY 073 J H H A R B BLACK LADY 073 J H
 BON VIEW NEW DESIGN 208 B/R NEW DESIGN 036
 THREE TREES BLACKCAP 5554 BON VIEW ERICA 443
 G A R PRECISION 4519 G A R PRECISION 1680
 G A R EXT 2104

EPDs current as of 1/22/2010

CED	BW	WW	Milk	YW	SC	\$EN	MARB	REA	Fat
+11	+0.1	+52	+29	+90	+0.46	-7.39	+0.39	-0.17	+0.030
Calving-Ease		\$W (Weaning)	\$F (Feedlot)	\$G (Grid)	\$B (Beef)				
★★★★		+32.05	+28.39	+18.18	+37.32				

Ranks in the Top 4% for Calving-Ease Direct, 15% for BW EPD, 20% for WW EPD, 4% for Milk EPD, and 4% for \$W.

122 EXAR WIZARD 9539B

Reg. No: 16263500 Tattoo: 9539B DOB: 1/11/2009

S A V FINAL ANSWER 0035 SITZ TRAVELER 8180
 HARB PENDLETON 765 J H S A V EMULOUS 8145
 H A R B BLACK LADY 375 J H H A R B HIGH PLAINS 975 JH
 H A R B BLACK LADY 073 J H H A R B BLACK LADY 073 J H
 BR MIDLAND TWIN VALLEY PRECISION E161
 EXAR EVERGREEN 6912 BR ROYAL LASS 7036-19
 SOUTHERN EVERGREEN 3123 RITO 112 OF 2536 RITO 616
 TWIN VALLEY EVERGREEN 6569

EPDs current as of 1/22/2010

CED	BW	WW	Milk	YW	SC	\$EN	MARB	REA	Fat
+11	-0.5	+61	+20	+99	+0.67	-1.84	+0.37	-0.13	+0.029
Calving-Ease		\$W (Weaning)	\$F (Feedlot)	\$G (Grid)	\$B (Beef)				
★★★★		+34.37	+33.91	+19.51	+35.68				

Ranks in the Top 4% for Calving-Ease Direct, 10% for BW EPD, 2% for WW EPD, 10% for YW EPD, 1% for \$W, and 20% for \$F. Note the outstanding weaning weight of 859 lbs.

124 EXAR WELLINGTON 9640B

Reg. No: 16272002 Tattoo: 9640B DOB: 2/14/2009

N BAR PRIME TIME D806 GARDENS PRIME TIME
 GARDENS PRIME STAR N BAR MISS EMULOUS A404
 GREEN GARDEN JILT C242 S1 S S TRAVELER 6807 T510
 GREEN GARDEN JILT 9242 S1 GREEN GARDEN JILT 9242 S1
 EXAR PREDICTABLE 4158 TWIN VALLEY PRECISION E161
 ROLLIN ROCK BLACKCAP 6200 EXAR MISS TRAVELER Q38 0437
 H A BLACKCAP 1076 HERO 6267 OF R R 2418
 H A BLACKCAP 6235

EPDs current as of 1/22/2010

CED	BW	WW	Milk	YW	SC	\$EN	MARB	REA	Fat
+5	+2.9	+47	+25	+83	-0.14	-1.46	+0.67	+0.23	+0.033
Calving-Ease		\$W (Weaning)	\$F (Feedlot)	\$G (Grid)	\$B (Beef)				
★★		+25.81	+23.43	+33.26	+45.95				

Ranks in the Top 20% for Milk EPD, 10% for MARB EPD, and 10% for \$G. Note the outstanding weaning weight of 934 lbs. Check out the %IMF of 7.23.

126 EXAR TREASURY 9588B

Reg. No: 16265329 Tattoo: 9588B DOB: 2/1/2009

GARDENS PRIME STAR N BAR PRIME TIME D806
 EXAR TREASURY 7596 GREEN GARDEN JILT C242 S1
 EXAR LUCY 5523 BON VIEW NEW DESIGN 1407
 TOEBBEN LUCY 3025
 EXAR PREDICTABLE 4158 TWIN VALLEY PRECISION E161
 EXAR MISS PRINCESS 7396 EXAR MISS TRAVELER Q38 0437
 CLEARWATER MISS PRINCESS 603 BON VIEW NEW DESIGN 1407
 P A F MISS NEW TREND 0255

EPDs current as of 1/22/2010

CED	BW	WW	Milk	YW	SC	\$EN	MARB	REA	Fat
+6	+2.8	+42	+29	+79	+0.13	-4.03	+0.47	+0.37	+0.019
Calving-Ease		\$W (Weaning)	\$F (Feedlot)	\$G (Grid)	\$B (Beef)				
★★		+24.23	+21.45	+31.52	+41.89				

Ranks in the Top 4% for Milk EPD, 25% for MARB EPD, 15% for REA EPD, and 15% for \$G. Note the outstanding weaning weight of 877 lbs. and a Big Ribeye scan of 16.8!



127 | EXAR WATSON 9584B

Reg. No: 16256539 Tattoo: 9584B DOB: 1/26/2009

GARDENS PRIME STAR	N BAR PRIME TIME D806	Act. BW	86
EXAR TREASURY 7596	GREEN GARDEN JILT C242 S1	Adj. WW	839
EXAR LUCY 5523	BON VIEW NEW DESIGN 1407	Adj. YW	1,349
	TOEBBEN LUCY 3025	Adj. SC	41.2
CONNEALY ONWARD	CONNEALY LEAD ON	Adj. IMF	6.01
EXAR MISS BARBARA 6470	ALTUNE OF CONANGA 6104	Adj. REA	15.2
SOUTHERN MISS BARBARA 2710	B/R NEW FRONTIER 095		
	SOUTHERN MISS 7524		

EPDs current as of 1/22/2010

CED	BW	WW	Milk	YW	SC	SEN	MARB	REA	Fat
+5	+4.2	+47	+24	+96	+0.34	-4.54	+0.59	+0.24	+0.026
Calving-Ease	\$W (Weaning)	\$F (Feedlot)	\$G (Grid)	\$B (Beef)					
★	+18.79	+36.39	+31.60	+50.27					

Ranks in the Top 15% for YW EPD, 15% for MARB EPD, 15% for \$F, 15% for \$G, and 25% for \$B. Check out the %IMF of 6.01.

128 | EXAR WALDO 9581B

Reg. No: 16256533 Tattoo: 9581B DOB: 1/25/2009

GARDENS PRIME STAR	N BAR PRIME TIME D806	Act. BW	86
EXAR TREASURY 7596	GREEN GARDEN JILT C242 S1	Adj. WW	846
EXAR LUCY 5523	BON VIEW NEW DESIGN 1407	Adj. YW	1,334
	TOEBBEN LUCY 3025	Adj. SC	39.2
BR MIDLAND	TWIN VALLEY PRECISION E161	Adj. IMF	6.96
EXAR BLACKCAP 6339 R3	BR ROYAL LASS 7036-19	Adj. REA	15.1
EXAR BLACKCAP 423	TC FREEDOM 104		
	BLACKCAP OF ER K232		

EPDs current as of 1/22/2010

CED	BW	WW	Milk	YW	SC	SEN	MARB	REA	Fat
+5	+4.0	+46	+23	+88	+0.09	-1.14	+0.68	+0.22	+0.035
Calving-Ease	\$W (Weaning)	\$F (Feedlot)	\$G (Grid)	\$B (Beef)					
★	+20.80	+28.71	+32.78	+47.70					

Ranks in the Top 10% for MARB EPD, and 10% for \$G. Note the outstanding weaning weight of 846 lbs. Check out the %IMF of 6.96.

129 | EXAR MONEYMAKER 81306

Reg. No: +16113128 Tattoo: 81306 DOB: 8/1/2008

BOYD ON TARGET 1083	S A F 598 BANDO 5175	Act. BW	86
STEVENS ON MONEYMAKER R185	BOYD FOREVER LADY 7095	Adj. WW	763
STEVENS ON CLOVA PRIDE L888	VDAR AMBUSH 2478	Adj. YW	1,379
	STEVENS ON CLOVA PRIDE 712H	Adj. SC	38.8
G A R PRECISION 1680	TEHAMA BANDO 155	Adj. IMF	4.44
THREE TREES RITA 3813	9J9 G A R 856	Adj. REA	15.2
G A R EXT 1044	N BAR EMULATION EXT		
	G A R SCOTCH CAP 309		

EPDs current as of 1/22/2010

CED	BW	WW	Milk	YW	SC	SEN	MARB	REA	Fat
+5	+3.3	+49	+17	+94	+0.77	+2.38	+0.33	+0.08	+0.051
Calving-Ease	\$W (Weaning)	\$F (Feedlot)	\$G (Grid)	\$B (Beef)					
★★	+21.07	+33.56	+15.54	+40.43					

Ranks in the Top 20% for YW EPD, 25% for Scrotal EPD, and 20% for \$F.



LOT 129

130 | EXAR MONEYMAKER 81307

Reg. No: +16113129 Tattoo: 81307 DOB: 8/1/2008

BOYD ON TARGET 1083	S A F 598 BANDO 5175	Act. BW	89
STEVENS ON MONEYMAKER R185	BOYD FOREVER LADY 7095	Adj. WW	661
STEVENS ON CLOVA PRIDE L888	VDAR AMBUSH 2478	Adj. YW	1,264
	STEVENS ON CLOVA PRIDE 712H	Adj. SC	35.8
G A R PRECISION 1680	TEHAMA BANDO 155	Adj. IMF	4.06
THREE TREES RITA 3813	9J9 G A R 856	Adj. REA	15.6
G A R EXT 1044	N BAR EMULATION EXT		
	G A R SCOTCH CAP 309		

EPDs current as of 1/22/2010

CED	BW	WW	Milk	YW	SC	SEN	MARB	REA	Fat
+5	+3.3	+49	+17	+94	+0.36	+2.38	+0.29	+0.15	+0.076
Calving-Ease	\$W (Weaning)	\$F (Feedlot)	\$G (Grid)	\$B (Beef)					
★★	+21.07	+33.56	+12.13	+34.05					

Ranks in the Top 20% for YW EPD, and 20% for \$F.

131 | EXAR MONEYMAKER 858

Reg. No: +16200522 Tattoo: 858 DOB: 8/21/2008

BOYD ON TARGET 1083	S A F 598 BANDO 5175	Act. BW	79
STEVENS ON MONEYMAKER R185	BOYD FOREVER LADY 7095	Adj. WW	607
STEVENS ON CLOVA PRIDE L888	VDAR AMBUSH 2478	Adj. YW	1,364
	STEVENS ON CLOVA PRIDE 712H	Adj. SC	35.4
EXAR NEW LOOK 2971	BON VIEW NEW DESIGN 1407	Adj. IMF	3.87
HG BARBARA 5113	N BAR PRIMROSE 2424	Adj. REA	13.1
HOFF BARBARA S C 404 948	G M A R HI SPADE 039		
	HOFF MISS PRECISION S C 219		

EPDs current as of 1/22/2010

CED	BW	WW	Milk	YW	SC	SEN	MARB	REA	Fat
+6	+2.7	+55	+17	+104	+0.39	-0.75	+0.31	+0.02	+0.041
Calving-Ease	\$W (Weaning)	\$F (Feedlot)	\$G (Grid)	\$B (Beef)					
★★	+23.41	+41.46	+15.63	+41.96					

Ranks in the Top 10% for WW EPD, 5% for YW EPD, and 5% for \$F.

132 | EXAR MONEYMAKER 863

Reg. No: +16200525 Tattoo: 863 DOB: 8/23/2008

BOYD ON TARGET 1083	S A F 598 BANDO 5175	Act. BW	77
STEVENS ON MONEYMAKER R185	BOYD FOREVER LADY 7095	Adj. WW	646
STEVENS ON CLOVA PRIDE L888	VDAR AMBUSH 2478	Adj. YW	1,244
	STEVENS ON CLOVA PRIDE 712H	Adj. SC	38.5
EXAR NEW LOOK 2971	BON VIEW NEW DESIGN 1407	Adj. IMF	4.13
HG BARBARA 5113	N BAR PRIMROSE 2424	Adj. REA	14.9
HOFF BARBARA S C 404 948	G M A R HI SPADE 039		
	HOFF MISS PRECISION S C 219		

EPDs current as of 1/22/2010

CED	BW	WW	Milk	YW	SC	SEN	MARB	REA	Fat
+6	+3.2	+55	+17	+105	+0.69	-1.07	+0.34	+0.15	+0.032
Calving-Ease	\$W (Weaning)	\$F (Feedlot)	\$G (Grid)	\$B (Beef)					
★★	+22.03	+42.51	+21.69	+42.74					

Ranks in the Top 10% for WW EPD, 4% for YW EPD, and 4% for \$F.



LOT 132



Total Power Performance. 30 Sons Sell!

133 | EXAR MONEYMAKER 885 [AMF-NHF] Act. BW 79

Reg. No: +16200547 Tattoo: 885 DOB: 9/1/2008

BOYD ON TARGET 1083 S A F 598 BANDO 5175
 STEVENSON MONEYMAKER R185 BOYD FOREVER LADY 7095
 STEVENSON CLOVA PRIDE L888 VDAR AMBUSH 2478
 EXAR NEW LOOK 2971 STEVENSON CLOVA PRIDE 712H
 HG BARBARA 5113 BON VIEW NEW DESIGN 1407
 HOFF BARBARA S C 404 948 N BAR PRIMROSE 2424
 HOFF MISS PRECISION S C 219 G M A R HI SPADE 039
 HOFF MISS PRECISION S C 219 HOFF MISS PRECISION S C 219

EPDs current as of 1/22/2010

CED	BW	WW	Milk	YW	SC	SEN	MARB	REA	Fat
+6	+2.7	+55	+17	+104	+0.71	-0.75	+0.33	+0.31	+0.036
Calving-Ease	\$W (Weaning)	\$F (Feedlot)	\$G (Grid)	\$B (Beef)					
★★	+23.41	+41.46	+21.81	+47.26					

Ranks in the Top 10% for WW EPD, 5% for YW EPD, 25% for REA EPD, and 5% for \$F. Big Ribeye scan of 17!

134 | EXAR MONEYMAKER 84263 [AMF-NHF] Act. BW 62

Reg. No: +16139512 Tattoo: 84263 DOB: 9/1/2008

BOYD ON TARGET 1083 S A F 598 BANDO 5175
 STEVENSON MONEYMAKER R185 BOYD FOREVER LADY 7095
 STEVENSON CLOVA PRIDE L888 VDAR AMBUSH 2478
 RITO 2V1 OF 2536 1407 STEVENSON CLOVA PRIDE 712H
 PINE RIDGE BLACKBIRD K005 BON VIEW NEW DESIGN 1407
 TRIPLE E BLACKBIRD 1018 G A R PRECISION 2536
 DAVIS YR BLACKBIRD 558H BON VIEW BANDO 598
 DAVIS YR BLACKBIRD 558H

EPDs current as of 1/22/2010

CED	BW	WW	Milk	YW	SC	SEN	MARB	REA	Fat
+5	+2.7	+59	+23	+108	+0.97	-7.31	+0.49	+0.23	+0.067
Calving-Ease	\$W (Weaning)	\$F (Feedlot)	\$G (Grid)	\$B (Beef)					
★★	+26.51	+44.04	+18.57	+51.51					

Ranks in the Top 4% for WW EPD, 3% for YW EPD, 15% for Scrotal EPD, 25% for MARB EPD, 3% for \$F, and 20% for \$B.

135 | EXAR MONEYMAKER 84264 [AMF-NHF] Act. BW 70

Reg. No: +16139513 Tattoo: 84264 DOB: 9/1/2008

BOYD ON TARGET 1083 S A F 598 BANDO 5175
 STEVENSON MONEYMAKER R185 BOYD FOREVER LADY 7095
 STEVENSON CLOVA PRIDE L888 VDAR AMBUSH 2478
 RITO 2V1 OF 2536 1407 STEVENSON CLOVA PRIDE 712H
 PINE RIDGE BLACKBIRD K005 BON VIEW NEW DESIGN 1407
 TRIPLE E BLACKBIRD 1018 G A R PRECISION 2536
 DAVIS YR BLACKBIRD 558H BON VIEW BANDO 598
 DAVIS YR BLACKBIRD 558H

EPDs current as of 1/22/2010

CED	BW	WW	Milk	YW	SC	SEN	MARB	REA	Fat
+5	+2.7	+59	+23	+108	+0.69	-7.31	+0.39	+0.21	+0.058
Calving-Ease	\$W (Weaning)	\$F (Feedlot)	\$G (Grid)	\$B (Beef)					
★★	+26.51	+44.04	+17.70	+47.62					

Ranks in the Top 4% for WW EPD, 3% for YW EPD, and 3% for \$F.

136 | EXAR MONEYMAKER 84267 [AMF-NHF] Act. BW 76

Reg. No: +16139516 Tattoo: 84267 DOB: 9/2/2008

BOYD ON TARGET 1083 S A F 598 BANDO 5175
 STEVENSON MONEYMAKER R185 BOYD FOREVER LADY 7095
 STEVENSON CLOVA PRIDE L888 VDAR AMBUSH 2478
 RITO 2V1 OF 2536 1407 STEVENSON CLOVA PRIDE 712H
 PINE RIDGE BLACKBIRD K005 BON VIEW NEW DESIGN 1407
 TRIPLE E BLACKBIRD 1018 G A R PRECISION 2536
 DAVIS YR BLACKBIRD 558H BON VIEW BANDO 598
 DAVIS YR BLACKBIRD 558H

EPDs current as of 1/22/2010

CED	BW	WW	Milk	YW	SC	SEN	MARB	REA	Fat
+5	+2.7	+59	+23	+108	+0.70	-7.31	+0.41	+0.36	+0.063
Calving-Ease	\$W (Weaning)	\$F (Feedlot)	\$G (Grid)	\$B (Beef)					
★★	+26.51	+44.04	+19.95	+50.66					

Ranks in the Top 4% for WW EPD, 3% for YW EPD, 20% for REA EPD, 3% for \$F, and 20% for \$B.

137 | EXAR MONEYMAKER 81314 [AMF-NHF] Act. BW 83

Reg. No: +16113135 Tattoo: 81314 DOB: 8/1/2008

BOYD ON TARGET 1083 S A F 598 BANDO 5175
 STEVENSON MONEYMAKER R185 BOYD FOREVER LADY 7095
 STEVENSON CLOVA PRIDE L888 VDAR AMBUSH 2478
 C A FUTURE DIRECTION 5321 STEVENSON CLOVA PRIDE 712H
 BASIN EILEEN LASS 31R9 G A R PRECISION 1680
 BASIN EILEEN LASS 822L C A MISS POWER FIX 308
 BASIN EILEEN LASS 616H BASIN MAX 602C
 BASIN EILEEN LASS 616H

EPDs current as of 1/22/2010

CED	BW	WW	Milk	YW	SC	SEN	MARB	REA	Fat
+7	+2.2	+55	+22	+102	+0.72	-4.59	+0.52	-0.02	+0.046
Calving-Ease	\$W (Weaning)	\$F (Feedlot)	\$G (Grid)	\$B (Beef)					
★★★	+26.40	+39.38	+22.61	+43.66					

Ranks in the Top 10% for WW EPD, 10% for YW EPD, 20% for MARB EPD, and 10% for \$F.

138 | EXAR MONEYMAKER 8548 Act. BW 88

Reg. No: +16144015 Tattoo: 8548 DOB: 10/19/2008

BOYD ON TARGET 1083 S A F 598 BANDO 5175
 STEVENSON MONEYMAKER R185 BOYD FOREVER LADY 7095
 STEVENSON CLOVA PRIDE L888 VDAR AMBUSH 2478
 B A R EXT TRAVELER 205 STEVENSON CLOVA PRIDE 712H
 BAAR USA LADY JAYE 4020 N BAR EMULATION EXT
 CRA LADY JAYE 608 498 S EASY B A R QUEEN TRAVELER 3015
 H H F 917 LADY 975 498 G A R SLEEP EASY 1009
 H H F 917 LADY 975 498

EPDs current as of 1/22/2010

CED	BW	WW	Milk	YW	SC	SEN	MARB	REA	Fat
+7	+1.7	+50	+26	+92	+0.37	-5.16	+0.54	+0.04	+0.065
Calving-Ease	\$W (Weaning)	\$F (Feedlot)	\$G (Grid)	\$B (Beef)					
★★★	+27.82	+31.15	+21.41	+39.59					

Ranks in the Top 25% for WW EPD, 15% for Milk EPD, 25% for YW EPD, 20% for MARB EPD, 25% for \$W, and 25% for \$F.



139 | EXAR MONEYMAKER 8495

Reg. No: +16128133 Tattoo: 8495 DOB: 9/27/2008

BOYD ON TARGET 1083 S A F 598 BANDO 5175
 STEVENSON MONEYMAKER R185 BOYD FOREVER LADY 7095
 STEVENSON CLOVA PRIDE L888 VDAR AMBUSH 2478
 STEVENSON CLOVA PRIDE 712H
 BR MIDLAND TWIN VALLEY PRECISION E161
 R T R RITA 5116 BR ROYAL LASS 7036-19
 PAF 1206 NEW DESIGN E019. B/R NEW DESIGN 036
 G A R EXT 1206

EPDs current as of 1/22/2010

CED	BW	WW	Milk	YW	SC	SEN	MARB	REA	Fat
+5	+3.1	+55	+19	+106	+0.70	-1.15	+0.39	-0.07	+0.015
Calving-Ease		\$W (Weaning)	\$F (Feedlot)	\$G (Grid)	\$B (Beef)				
★★		+22.50	+43.57	+23.01	+41.86				

Ranks in the Top 10% for WW EPD, 4% for YW EPD, and 3% for \$F.

Act. BW 70
 Adj. WW 590
 Adj. YW 1,150
 Adj. SC 35.6
 Adj. IMF 3.91
 Adj. REA 12.9

140 | EXAR MONEYMAKER 8490

Reg. No: +16128128 Tattoo: 8490 DOB: 9/26/2008

BOYD ON TARGET 1083 S A F 598 BANDO 5175
 STEVENSON MONEYMAKER R185 BOYD FOREVER LADY 7095
 STEVENSON CLOVA PRIDE L888 VDAR AMBUSH 2478
 STEVENSON CLOVA PRIDE 712H
 BR MIDLAND TWIN VALLEY PRECISION E161
 R T R RITA 5116 BR ROYAL LASS 7036-19
 PAF 1206 NEW DESIGN E019. B/R NEW DESIGN 036
 G A R EXT 1206

EPDs current as of 1/22/2010

CED	BW	WW	Milk	YW	SC	SEN	MARB	REA	Fat
+5	+3.1	+55	+19	+106	+0.83	-1.15	+0.54	+0.03	+0.056
Calving-Ease		\$W (Weaning)	\$F (Feedlot)	\$G (Grid)	\$B (Beef)				
★★		+22.50	+43.57	+22.39	+44.49				

Ranks in the Top 10% for WW EPD, 4% for YW EPD, 20% for Scrotal EPD, 20% for MARB EPD, and 3% for \$F.

Act. BW 70
 Adj. WW 560
 Adj. YW 1,224
 Adj. SC 36.6
 Adj. IMF 5.38
 Adj. REA 14.7

141 | EXAR MONEYMAKER 81448

Reg. No: +16131257 Tattoo: 81448 DOB: 9/8/2008

BOYD ON TARGET 1083 S A F 598 BANDO 5175
 STEVENSON MONEYMAKER R185 BOYD FOREVER LADY 7095
 STEVENSON CLOVA PRIDE L888 VDAR AMBUSH 2478
 STEVENSON CLOVA PRIDE 712H
 BON VIEW BANDO 1394 BON VIEW BANDO 598
 BON VIEW ERICA 2127 BON VIEW ERIANNA 131
 BON VIEW ERICA 443 N BAR EMULATION EXT
 BON VIEW ERICA 1380

EPDs current as of 1/22/2010

CED	BW	WW	Milk	YW	SC	SEN	MARB	REA	Fat
+4	+1.8	+54	+21	+94	+0.53	+2.60	+0.30	-0.08	+0.039
Calving-Ease		\$W (Weaning)	\$F (Feedlot)	\$G (Grid)	\$B (Beef)				
★★★		+32.58	+31.60	+15.15	+35.15				

Ranks in the Top 15% for WW EPD, 20% for YW EPD, 3% for \$W, and 25% for \$F.

Act. BW 87
 Adj. WW 556
 Adj. YW 1,209
 Adj. SC 34.0
 Adj. IMF 3.94
 Adj. REA 13.9

142 | EXAR MONEYMAKER 83732 [NHF]

Reg. No: +16241754 Tattoo: 83732 DOB: 9/1/2008

BOYD ON TARGET 1083 S A F 598 BANDO 5175
 STEVENSON MONEYMAKER R185 BOYD FOREVER LADY 7095
 STEVENSON CLOVA PRIDE L888 VDAR AMBUSH 2478
 STEVENSON CLOVA PRIDE 712H
 C A FUTURE DIRECTION 5321 G A R PRECISION 1680
 FV MISS SUNSET 3125 C A MISS POWER FIX 308
 FV MISS SUNSET 1110 BON VIEW BANDO 598
 LAFLINS GALAXIE 758 E

EPDs current as of 1/22/2010

CED	BW	WW	Milk	YW	SC	SEN	MARB	REA	Fat
+5	+2.9	+55	+22	+103	+0.51	-4.90	+0.40	+0.24	+0.055
Calving-Ease		\$W (Weaning)	\$F (Feedlot)	\$G (Grid)	\$B (Beef)				
★★★		+24.62	+40.42	+20.05	+46.61				

Ranks in the Top 10% for WW EPD, 10% for YW EPD, and 10% for \$F.

Act. BW 55
 Adj. WW 676
 Adj. YW 1,247
 Adj. SC 34.8
 Adj. IMF 5.12
 Adj. REA 13.8

143 | EXAR MONEYMAKER 83739 [NHF]

Reg. No: +16241757 Tattoo: 83739 DOB: 9/1/2008

BOYD ON TARGET 1083 S A F 598 BANDO 5175
 STEVENSON MONEYMAKER R185 BOYD FOREVER LADY 7095
 STEVENSON CLOVA PRIDE L888 VDAR AMBUSH 2478
 STEVENSON CLOVA PRIDE 712H
 C A FUTURE DIRECTION 5321 G A R PRECISION 1680
 FV MISS SUNSET 3125 C A MISS POWER FIX 308
 FV MISS SUNSET 1110 BON VIEW BANDO 598
 LAFLINS GALAXIE 758 E

EPDs current as of 1/22/2010

CED	BW	WW	Milk	YW	SC	SEN	MARB	REA	Fat
+5	+1.7	+52	+22	+99	+0.29	-3.64	+0.33	+0.27	+0.030
Calving-Ease		\$W (Weaning)	\$F (Feedlot)	\$G (Grid)	\$B (Beef)				
★★★		+26.28	+37.48	+22.41	+45.45				

Ranks in the Top 20% for WW EPD, 10% for YW EPD, and 10% for \$F.

Act. BW 55
 Adj. WW 602
 Adj. YW 1,160
 Adj. SC 32.0
 Adj. IMF 4.48
 Adj. REA 14.7

144 | EXAR MONEYMAKER 81440

Reg. No: +16118419 Tattoo: 81440 DOB: 9/7/2008

BOYD ON TARGET 1083 S A F 598 BANDO 5175
 STEVENSON MONEYMAKER R185 BOYD FOREVER LADY 7095
 STEVENSON CLOVA PRIDE L888 VDAR AMBUSH 2478
 STEVENSON CLOVA PRIDE 712H
 CONNEALY DATELINE D H D TRAVELER 6807
 WK BLACKBIRD 7308 ELA EILA OF CONANGA
 WK BLACKBIRD 5344 KESSLERS RAINMAN 002
 WK BLACKBIRD 0086

EPDs current as of 1/22/2010

CED	BW	WW	Milk	YW	SC	SEN	MARB	REA	Fat
+4	+2.5	+46	+15	+85	+0.98	+10.86	+0.12	+0.12	+0.023
Calving-Ease		\$W (Weaning)	\$F (Feedlot)	\$G (Grid)	\$B (Beef)				
★★★		+26.76	+25.76	+16.41	+19.18				

Ranks in the Top 15% for Scrotal EPD, and 15% for \$EN.

Act. BW 74
 Adj. WW 466
 Adj. YW 1,020
 Adj. SC 37.0
 Adj. IMF 3.93
 Adj. REA 14.0

Why so much emphasis on bulls?

BULLS HAVE THE GREATEST ECONOMIC IMPACT ON ANY BREEDING PROGRAM, THUS BULL SELECTION IS AMONG THE MOST IMPORTANT DECISIONS AND INVESTMENTS A COWMAN WILL MAKE DURING THE COURSE OF A YEAR.

SCIENTISTS HAVE LONG POSTULATED THAT OVER 80% OF THE IMPROVEMENT IN A HERD OVER TIME IS DIRECTLY ATTRIBUTED TO BULL SELECTION.



LOT 145

146 EXAR RITO W2513

Reg. No: +16196917 Tattoo: W2513 DOB: 9/30/2008

O C C EMBLAZON 854E D H D TRAVELER 6807
RITO 6EM3 OF 4L1 EMBLAZON DIXIE ERICA OF C H 1019
 RITA 4L1 OF 2536 208 BON VIEW NEW DESIGN 208
 G A R PRECISION 2536
 BON VIEW NEW DESIGN 1407 ... B/R NEW DESIGN 036
EAGLE 1407 ISABEL 2217 BON VIEW PRIDE 664
 L B 6807 ISABEL 339 D H D TRAVELER 6807
 L B E31 ISABEL 168

EPDs current as of 1/22/2010

CED	BW	WW	Milk	YW	SC	SEN	MARB	REA	Fat
+9	+0.4	+50	+27	+93	+0.35	-6.23	+0.57	+0.46	+0.016
Calving-Ease	\$W (Weaning)	\$F (Feedlot)	\$G (Grid)	\$B (Beef)					
★★	+29.36	+32.16	+34.07	+54.92					

Ranks in the Top 15% for Calving-Ease Direct, 15% for BW EPD, 25% for WW EPD, 10% for Milk EPD, 20% for YW EPD, 15% for MARB EPD, 10% for REA EPD, 15% for \$W, 25% for \$F, 10% for \$G, and 15% for \$B.

148 EXAR RITO W2524

Reg. No: +16196928 Tattoo: W2524 DOB: 10/2/2008

O C C EMBLAZON 854E D H D TRAVELER 6807
RITO 6EM3 OF 4L1 EMBLAZON DIXIE ERICA OF C H 1019
 RITA 4L1 OF 2536 208 BON VIEW NEW DESIGN 208
 G A R PRECISION 2536
 BON VIEW NEW DESIGN 1407 ... B/R NEW DESIGN 036
EAGLE 1407 ISABEL 2217 BON VIEW PRIDE 664
 L B 6807 ISABEL 339 D H D TRAVELER 6807
 L B E31 ISABEL 168

EPDs current as of 1/22/2010

CED	BW	WW	Milk	YW	SC	SEN	MARB	REA	Fat
+9	+0.4	+50	+27	+93	+0.54	-6.23	+0.48	+0.45	+0.019
Calving-Ease	\$W (Weaning)	\$F (Feedlot)	\$G (Grid)	\$B (Beef)					
★★★★	+29.36	+32.16	+31.87	+49.34					

Ranks in the Top 15% for Calving-Ease Direct, 15% for BW EPD, 25% for WW EPD, 10% for Milk EPD, 20% for YW EPD, 25% for MARB EPD, 10% for REA EPD, 15% for \$W, 25% for \$F, 15% for \$G, and 25% for \$B.

150 EXAR RITO W0305

Reg. No: +16126585 Tattoo: W0305 DOB: 9/9/2008

O C C EMBLAZON 854E D H D TRAVELER 6807
RITO 6EM3 OF 4L1 EMBLAZON DIXIE ERICA OF C H 1019
 RITA 4L1 OF 2536 208 BON VIEW NEW DESIGN 208
 G A R PRECISION 2536
 BON VIEW NEW DESIGN 1407 ... B/R NEW DESIGN 036
G A R 1407 NEW DESIGN 813 BON VIEW PRIDE 664
 G A R PRECISION 819 G A R PRECISION 1680
 G A R 6807 TRAVELER 673

EPDs current as of 1/22/2010

CED	BW	WW	Milk	YW	SC	SEN	MARB	REA	Fat
+11	+0.2	+51	+28	+92	+0.32	-6.96	+0.34	+0.48	+0.029
Calving-Ease	\$W (Weaning)	\$F (Feedlot)	\$G (Grid)	\$B (Beef)					
★★★★	+30.61	+30.76	+26.02	+45.80					

Ranks in the Top 4% for Calving-Ease Direct, 15% for BW EPD, 25% for WW EPD, 10% for Milk EPD, 25% for YW EPD, 10% for REA EPD, and 10% for \$W.

145 EXAR RITO W2527

Reg. No: +16196931 Tattoo: W2527 DOB: 10/3/2008

O C C EMBLAZON 854E D H D TRAVELER 6807
RITO 6EM3 OF 4L1 EMBLAZON DIXIE ERICA OF C H 1019
 RITA 4L1 OF 2536 208 BON VIEW NEW DESIGN 208
 G A R PRECISION 2536
 BON VIEW NEW DESIGN 1407 ... B/R NEW DESIGN 036
EAGLE 1407 ISABEL 2217 BON VIEW PRIDE 664
 L B 6807 ISABEL 339 D H D TRAVELER 6807
 L B E31 ISABEL 168

EPDs current as of 1/22/2010

CED	BW	WW	Milk	YW	SC	SEN	MARB	REA	Fat
+9	+0.4	+50	+27	+93	+0.37	-6.23	+0.52	+0.44	+0.017
Calving-Ease	\$W (Weaning)	\$F (Feedlot)	\$G (Grid)	\$B (Beef)					
★★★★	+29.36	+32.16	+32.57	+52.72					

Ranks in the Top 15% for Calving-Ease Direct, 15% for BW EPD, 25% for WW EPD, 10% for Milk EPD, 20% for YW EPD, 20% for MARB EPD, 10% for REA EPD, 15% for \$W, 25% for \$F, 10% for \$G, and 20% for \$B.

147 EXAR RITO W2519

Reg. No: +16196923 Tattoo: W2519 DOB: 10/2/2008

O C C EMBLAZON 854E D H D TRAVELER 6807
RITO 6EM3 OF 4L1 EMBLAZON DIXIE ERICA OF C H 1019
 RITA 4L1 OF 2536 208 BON VIEW NEW DESIGN 208
 G A R PRECISION 2536
 BON VIEW NEW DESIGN 1407 ... B/R NEW DESIGN 036
EAGLE 1407 ISABEL 2217 BON VIEW PRIDE 664
 L B 6807 ISABEL 339 D H D TRAVELER 6807
 L B E31 ISABEL 168

EPDs current as of 1/22/2010

CED	BW	WW	Milk	YW	SC	SEN	MARB	REA	Fat
+9	+0.4	+50	+27	+93	+0.64	-6.23	+0.53	+0.41	+0.026
Calving-Ease	\$W (Weaning)	\$F (Feedlot)	\$G (Grid)	\$B (Beef)					
★★★★	+29.36	+32.16	+31.32	+53.09					

Ranks in the Top 15% for Calving-Ease Direct, 15% for BW EPD, 25% for WW EPD, 10% for Milk EPD, 20% for YW EPD, 20% for MARB EPD, 10% for REA EPD, 15% for \$W, 25% for \$F, 15% for \$G, and 15% for \$B.

149 EXAR RITO W2545

Reg. No: +16196949 Tattoo: W2545 DOB: 10/5/2008

O C C EMBLAZON 854E D H D TRAVELER 6807
RITO 6EM3 OF 4L1 EMBLAZON DIXIE ERICA OF C H 1019
 RITA 4L1 OF 2536 208 BON VIEW NEW DESIGN 208
 G A R PRECISION 2536
 BON VIEW NEW DESIGN 1407 ... B/R NEW DESIGN 036
EAGLE 1407 ISABEL 2217 BON VIEW PRIDE 664
 L B 6807 ISABEL 339 D H D TRAVELER 6807
 L B E31 ISABEL 168

EPDs current as of 1/22/2010

CED	BW	WW	Milk	YW	SC	SEN	MARB	REA	Fat
+9	+0.4	+50	+27	+93	+0.65	-6.23	+0.48	+0.40	+0.016
Calving-Ease	\$W (Weaning)	\$F (Feedlot)	\$G (Grid)	\$B (Beef)					
★★★★	+29.36	+32.16	+30.96	+51.81					

Ranks in the Top 15% for Calving-Ease Direct, 15% for BW EPD, 25% for WW EPD, 10% for Milk EPD, 20% for YW EPD, 25% for MARB EPD, 15% for REA EPD, 15% for \$W, 25% for \$F, 15% for \$G, and 20% for \$B.

151 EXAR RITO W0103

Reg. No: +16117212 Tattoo: W0103 DOB: 9/6/2008

O C C EMBLAZON 854E D H D TRAVELER 6807
RITO 6EM3 OF 4L1 EMBLAZON DIXIE ERICA OF C H 1019
 RITA 4L1 OF 2536 208 BON VIEW NEW DESIGN 208
 G A R PRECISION 2536
 BON VIEW NEW DESIGN 208 ... B/R NEW DESIGN 036
PRIZED OF CONANGA 769 BON VIEW ERICA 443
 PEARL PRIZE OF CONANGA 5770 G D A R TRAVELER 044
 PAMS PRIZE OF CONANGA

EPDs current as of 1/22/2010

CED	BW	WW	Milk	YW	SC	SEN	MARB	REA	Fat
+7	+1.4	+56	+28	+100	+1.74	-9.55	+0.47	+0.49	+0.020
Calving-Ease	\$W (Weaning)	\$F (Feedlot)	\$G (Grid)	\$B (Beef)					
★★★★	+30.33	+36.91	+31.78	+51.37					

Ranks in the Top 10% for WW EPD, 10% for Milk EPD, 10% for YW EPD, 1% for Scrotal EPD, 25% for MARB EPD, 5% for REA EPD, 10% for \$W, 15% for \$F, 15% for \$G, and 20% for \$B.



152 | EXAR RITO W0259

Reg. No: +16122721 Tattoo: W0259 DOB: 9/17/2008

O C C EMBLAZON 854E D H D TRAVELER 6807
 RITO 6EM3 OF 4L1 EMBLAZON DIXIE ERICA OF C H 1019
 RITA 4L1 OF 2536 208 BON VIEW NEW DESIGN 208
 G A R PRECISION 2536
 BON VIEW NEW DESIGN 208 ... B/R NEW DESIGN 036
 PRIZED OF CONANGA 769 BON VIEW ERICA 443
 PEARL PRIZE OF CONANGA 5770 G D A R TRAVELER 044
 PAMS PRIZE OF CONANGA

Act. BW 94
 Adj. WW 750
 Adj. YW 1,126
 Adj. SC 36.8
 Adj. IMF 4.53
 Adj. REA 12.4

EPDs current as of 1/22/2010

CED	BW	WW	Milk	YW	SC	\$EN	MARB	REA	Fat
+7	+1.4	+56	+28	+100	+1.17	-9.55	+0.43	+0.46	+0.020
Calving-Ease	\$W (Weaning)	\$F (Feedlot)	\$G (Grid)	\$B (Beef)					
***	+30.33	+36.91	+29.79	+51.06					

Ranks in the Top 10% for WW EPD, 10% for Milk EPD, 10% for YW EPD, 10% for Scrotal EPD, 10% for REA EPD, 10% for \$W, 15% for \$F, 20% for \$G, and 20% for \$B.

154 | EXAR RITO W0170

Reg. No: +16122646 Tattoo: W0170 DOB: 9/11/2008

O C C EMBLAZON 854E D H D TRAVELER 6807
 RITO 6EM3 OF 4L1 EMBLAZON DIXIE ERICA OF C H 1019
 RITA 4L1 OF 2536 208 BON VIEW NEW DESIGN 208
 G A R PRECISION 2536
 BON VIEW NEW DESIGN 208 ... B/R NEW DESIGN 036
 THREE TREES BARBARA R0642 BON VIEW ERICA 443
 THREE TREES BARBARA 1420 J L B EXACTO 416
 SITZ BARBARA PERFECTION 1882

Act. BW 80
 Adj. WW 626
 Adj. YW 1,058
 Adj. SC 33.1
 Adj. IMF 3.35
 Adj. REA 12.4

EPDs current as of 1/22/2010

CED	BW	WW	Milk	YW	SC	\$EN	MARB	REA	Fat
+10	+0.4	+55	+34	+95	+0.22	-13.83	+0.31	+0.44	+0.032
Calving-Ease	\$W (Weaning)	\$F (Feedlot)	\$G (Grid)	\$B (Beef)					
***	+32.64	+32.22	+24.10	+44.28					

Ranks in the Top 10% for Calving-Ease Direct, 15% for BW EPD, 10% for WW EPD, 1% for Milk EPD, 20% for YW EPD, 10% for REA EPD, 3% for \$W, and 25% for \$F.

156 | EXAR RITO W0304

Reg. No: +16126584 Tattoo: W0304 DOB: 9/9/2008

O C C EMBLAZON 854E D H D TRAVELER 6807
 RITO 6EM3 OF 4L1 EMBLAZON DIXIE ERICA OF C H 1019
 RITA 4L1 OF 2536 208 BON VIEW NEW DESIGN 208
 G A R PRECISION 2536
 RIVERBEND MILE HIGH 3718 ... BON VIEW NEW DESIGN 1407
 THREE TREES EVERELDA S0759 G A R PRECISION 1919
 THREE TREES EVERELDA 9064 SVF GDAR 216 LTD
 BT EVERELDA ENTENSE 76D

Act. BW 78
 Adj. WW 649
 Adj. YW 1,039
 Adj. SC 33.0
 Adj. IMF 5.85
 Adj. REA 10.2

EPDs current as of 1/22/2010

CED	BW	WW	Milk	YW	SC	\$EN	MARB	REA	Fat
+7	+1.2	+54	+31	+102	+0.21	-13.07	+0.55	+0.57	+0.031
Calving-Ease	\$W (Weaning)	\$F (Feedlot)	\$G (Grid)	\$B (Beef)					
***	+28.82	+39.78	+31.16	+62.13					

Ranks in the Top 15% for WW EPD, 1% for Milk EPD, 10% for YW EPD, 15% for MARB EPD, 2% for REA EPD, 20% for \$W, 10% for \$F, 15% for \$G, and 3% for \$B.

158 | EXAR RITO W0216

Reg. No: +16122689 Tattoo: W0216 DOB: 9/13/2008

O C C EMBLAZON 854E D H D TRAVELER 6807
 RITO 6EM3 OF 4L1 EMBLAZON DIXIE ERICA OF C H 1019
 RITA 4L1 OF 2536 208 BON VIEW NEW DESIGN 208
 G A R PRECISION 2536
 BON VIEW NEW DESIGN 1407 ... B/R NEW DESIGN 036
 THREE TREES FOREVERLADY 2878 BON VIEW PRIDE 664
 G D A R FOREVER LADY 246 TRANSFORMER 100 E A R
 G D A R FOREVER LADY 718

Act. BW 85
 Adj. WW 663
 Adj. YW 988
 Adj. SC 35.7
 Adj. IMF 3.97
 Adj. REA 11.7

EPDs current as of 1/22/2010

CED	BW	WW	Milk	YW	SC	\$EN	MARB	REA	Fat
+9	+1.0	+48	+30	+87	+0.54	-7.43	+0.44	+0.37	+0.018
Calving-Ease	\$W (Weaning)	\$F (Feedlot)	\$G (Grid)	\$B (Beef)					
***	+29.39	+26.96	+29.99	+45.45					

Ranks in the Top 15% for Calving-Ease Direct, 25% for BW EPD, 2% for Milk EPD, 15% for REA EPD, 15% for \$W, and 20% for \$G.

153 | EXAR RITO W0061

Reg. No: +16117174 Tattoo: W0061 DOB: 9/3/2008

O C C EMBLAZON 854E D H D TRAVELER 6807
 RITO 6EM3 OF 4L1 EMBLAZON DIXIE ERICA OF C H 1019
 RITA 4L1 OF 2536 208 BON VIEW NEW DESIGN 208
 G A R PRECISION 2536
 BON VIEW NEW DESIGN 208 ... B/R NEW DESIGN 036
 PRIZED OF CONANGA 769 BON VIEW ERICA 443
 PEARL PRIZE OF CONANGA 5770 G D A R TRAVELER 044
 PAMS PRIZE OF CONANGA

Act. BW 80
 Adj. WW 745
 Adj. YW 1,159
 Adj. SC 34.9
 Adj. IMF 3.75
 Adj. REA 13.7

EPDs current as of 1/22/2010

CED	BW	WW	Milk	YW	SC	\$EN	MARB	REA	Fat
+7	+1.4	+56	+28	+100	+0.90	-9.55	+0.34	+0.55	+0.024
Calving-Ease	\$W (Weaning)	\$F (Feedlot)	\$G (Grid)	\$B (Beef)					
***	+30.33	+36.91	+26.97	+49.84					

Ranks in the Top 10% for WW EPD, 10% for Milk EPD, 10% for YW EPD, 20% for Scrotal EPD, 3% for REA EPD, 10% for \$W, 15% for \$F, and 25% for \$B.

155 | EXAR RITO W0089

Reg. No: +16117199 Tattoo: W0089 DOB: 9/6/2008

O C C EMBLAZON 854E D H D TRAVELER 6807
 RITO 6EM3 OF 4L1 EMBLAZON DIXIE ERICA OF C H 1019
 RITA 4L1 OF 2536 208 BON VIEW NEW DESIGN 208
 G A R PRECISION 2536
 RIVERBEND MILE HIGH 3718 ... BON VIEW NEW DESIGN 1407
 THREE TREES EVERELDA S0759 G A R PRECISION 1919
 THREE TREES EVERELDA 9064 SVF GDAR 216 LTD
 BT EVERELDA ENTENSE 76D

Act. BW 80
 Adj. WW 666
 Adj. YW 1,132
 Adj. SC 32.9
 Adj. IMF 4.58
 Adj. REA 11.7

EPDs current as of 1/22/2010

CED	BW	WW	Milk	YW	SC	\$EN	MARB	REA	Fat
+7	+1.2	+54	+31	+102	+0.20	-13.07	+0.42	+0.64	+0.031
Calving-Ease	\$W (Weaning)	\$F (Feedlot)	\$G (Grid)	\$B (Beef)					
***	+28.82	+39.78	+27.64	+60.00					

Ranks in the Top 15% for WW EPD, 1% for Milk EPD, 10% for YW EPD, 1% for REA EPD, 20% for \$W, 10% for \$F, and 5% for \$B.

157 | EXAR RITO W0295

Reg. No: +16126579 Tattoo: W0295 DOB: 9/8/2008

O C C EMBLAZON 854E D H D TRAVELER 6807
 RITO 6EM3 OF 4L1 EMBLAZON DIXIE ERICA OF C H 1019
 RITA 4L1 OF 2536 208 BON VIEW NEW DESIGN 208
 G A R PRECISION 2536
 RIVERBEND MILE HIGH 3718 ... BON VIEW NEW DESIGN 1407
 THREE TREES EVERELDA S0759 G A R PRECISION 1919
 THREE TREES EVERELDA 9064 SVF GDAR 216 LTD
 BT EVERELDA ENTENSE 76D

Act. BW 70
 Adj. WW 605
 Adj. YW 971
 Adj. SC 34.0
 Adj. IMF 3.65
 Adj. REA 11.9

EPDs current as of 1/22/2010

CED	BW	WW	Milk	YW	SC	\$EN	MARB	REA	Fat
+7	+1.2	+54	+31	+102	+0.33	-13.07	+0.32	+0.71	+0.030
Calving-Ease	\$W (Weaning)	\$F (Feedlot)	\$G (Grid)	\$B (Beef)					
***	+28.82	+39.78	+25.93	+55.72					

Ranks in the Top 15% for WW EPD, 1% for Milk EPD, 10% for YW EPD, 1% for REA EPD, 20% for \$W, 10% for \$F, and 10% for \$B.

159 | EXAR RITO W0169

Reg. No: +16122645 Tattoo: W0169 DOB: 9/11/2008

O C C EMBLAZON 854E D H D TRAVELER 6807
 RITO 6EM3 OF 4L1 EMBLAZON DIXIE ERICA OF C H 1019
 RITA 4L1 OF 2536 208 BON VIEW NEW DESIGN 208
 G A R PRECISION 2536
 BON VIEW NEW DESIGN 208 ... B/R NEW DESIGN 036
 THREE TREES BARBARA R0642 BON VIEW ERICA 443
 THREE TREES BARBARA 1420 J L B EXACTO 416
 SITZ BARBARA PERFECTION 1882

Act. BW 62
 Adj. WW 570
 Adj. YW 1,013
 Adj. SC 33.1
 Adj. IMF 4.03
 Adj. REA 11.7

EPDs current as of 1/22/2010

CED	BW	WW	Milk	YW	SC	\$EN	MARB	REA	Fat
+10	+0.4	+55	+34	+95	+0.22	-13.83	+0.38	+0.41	+0.027
Calving-Ease	\$W (Weaning)	\$F (Feedlot)	\$G (Grid)	\$B (Beef)					
***	+32.64	+32.22	+26.89	+46.12					

Ranks in the Top 10% for Calving-Ease Direct, 15% for BW EPD, 10% for WW EPD, 1% for Milk EPD, 20% for YW EPD, 10% for REA EPD, 3% for \$W, and 25% for \$F.



160 | EXAR RAVEN 850 [NHF] Act. BW 91

Reg. No: +16277946 Tattoo: 850 DOB: 8/17/2008
B C MARATHON 7022... O C C KIRBY 633K
BC 7022 RAVEN 7965... GIBBET HILL MIGNONNE E37
O C C BLACKBIRD 796F... O C C BONANZA 880B
O C C BLACKBIRD 779A
EXAR NEW LOOK 2971... BON VIEW NEW DESIGN 1407
EXAR ERICA 5195... N BAR PRIMROSE 2424
BLACKJACKS ERICA 205... TWIN VALLEY PRECISION E161
SUMMITCREST ERICA G184

Table with columns: CED, BW, WW, Milk, YW, SC, \$EN, MARB, REA, Fat. Includes Calving-Ease, \$W (Weaning), \$F (Feedlot), \$G (Grid), \$B (Beef) rows.

Ranks in the Top 10% for WW EPD, 20% for YW EPD, 20% for REA EPD, and 25% for \$B.

161 | EXAR RAVEN 852 [NHF] Act. BW 81

Reg. No: +16277949 Tattoo: 852 DOB: 8/18/2008
B C MARATHON 7022... O C C KIRBY 633K
BC 7022 RAVEN 7965... GIBBET HILL MIGNONNE E37
O C C BLACKBIRD 796F... O C C BONANZA 880B
O C C BLACKBIRD 779A
KG DAKOTA... C A FUTURE DIRECTION 5321
EXAR INTENSE EVERELDA 5189... NEW TREND 315 K G 3
FV INTENSE EVERELDA 1463... BALDRIDGE JETHRO 75J
SITZ EVERELDA ENTENSE 2636

Table with columns: CED, BW, WW, Milk, YW, SC, \$EN, MARB, REA, Fat. Includes Calving-Ease, \$W (Weaning), \$F (Feedlot), \$G (Grid), \$B (Beef) rows.

Ranks in the Top 20% for \$EN and 3% for REA EPD. Big Ribeye scan of 16.8!

162 | EXAR RAVEN 81413 Act. BW 96

Reg. No: +16118398 Tattoo: 81413 DOB: 9/5/2008
B C MARATHON 7022... O C C KIRBY 633K
BC 7022 RAVEN 7965... GIBBET HILL MIGNONNE E37
O C C BLACKBIRD 796F... O C C BONANZA 880B
O C C BLACKBIRD 779A
BR MIDLAND... TWIN VALLEY PRECISION E161
EXG FOREVER LADY 5309... BR ROYAL LASS 7036-19
V A R FOREVER LADY 4304... G D A R EXECUTIVE 727
BLACKCAP LADY 384 G D A R

Table with columns: CED, BW, WW, Milk, YW, SC, \$EN, MARB, REA, Fat. Includes Calving-Ease, \$W (Weaning), \$F (Feedlot), \$G (Grid), \$B (Beef) rows.

Ranks in the Top 1% for REA EPD.

163 | EXAR RAVEN 81377 Act. BW 84

Reg. No: +16118371 Tattoo: 81377 DOB: 9/4/2008
B C MARATHON 7022... O C C KIRBY 633K
BC 7022 RAVEN 7965... GIBBET HILL MIGNONNE E37
O C C BLACKBIRD 796F... O C C BONANZA 880B
O C C BLACKBIRD 779A
BR MIDLAND... TWIN VALLEY PRECISION E161
EXG FOREVER LADY 5309... BR ROYAL LASS 7036-19
V A R FOREVER LADY 4304... G D A R EXECUTIVE 727
BLACKCAP LADY 384 G D A R

Table with columns: CED, BW, WW, Milk, YW, SC, \$EN, MARB, REA, Fat. Includes Calving-Ease, \$W (Weaning), \$F (Feedlot), \$G (Grid), \$B (Beef) rows.

Ranks in the Top 1% for REA EPD.

164 | EXAR RAVEN 8454 Act. BW 70

Reg. No: +16122822 Tattoo: 8454 DOB: 9/18/2008
B C MARATHON 7022... O C C KIRBY 633K
BC 7022 RAVEN 7965... GIBBET HILL MIGNONNE E37
O C C BLACKBIRD 796F... O C C BONANZA 880B
O C C BLACKBIRD 779A
EXAR LUTTON 1831... NORTHERN IMPROVEMENT 4480 GF
EXAR WINNIE 4371... EXAR SARAS DREAM 9809
WK WINNIE 7305... KRUGERRANDS MONEYLINE
WK WINNIE 5460

Table with columns: CED, BW, WW, Milk, YW, SC, \$EN, MARB, REA, Fat. Includes Calving-Ease, \$W (Weaning), \$F (Feedlot), \$G (Grid), \$B (Beef) rows.

Ranks in the Top 20% for REA EPD and 20% for \$B. Big Ribeye scan of 16.1!

165 | EXAR RAVEN 8464 Act. BW 88

Reg. No: +16124011 Tattoo: 8464 DOB: 9/21/2008
B C MARATHON 7022... O C C KIRBY 633K
BC 7022 RAVEN 7965... GIBBET HILL MIGNONNE E37
O C C BLACKBIRD 796F... O C C BONANZA 880B
O C C BLACKBIRD 779A
EXAR LUTTON 1831... NORTHERN IMPROVEMENT 4480 GF
EXAR WINNIE 4371... EXAR SARAS DREAM 9809
WK WINNIE 7305... KRUGERRANDS MONEYLINE
WK WINNIE 5460

Table with columns: CED, BW, WW, Milk, YW, SC, \$EN, MARB, REA, Fat. Includes Calving-Ease, \$W (Weaning), \$F (Feedlot), \$G (Grid), \$B (Beef) rows.

Ranks in the Top 25% for \$B.



166 EXAR RAVEN 8457

Reg. No: +16124006 Tattoo: 8457 DOB: 9/19/2008
 B C MARATHON 7022..... O C C KIRBY 633K
BC 7022 RAVEN 7965..... GIBBET HILL MIGNONNE E37
 O C C BLACKBIRD 796F..... O C C BONANZA 880B
 O C C BLACKBIRD 779A
 EXAR LUTTON 1831..... NORTHERN IMPROVEMENT 4480 GF
EXAR WINNIE 4371..... EXAR SARAS DREAM 9809
 WK WINNIE 7305..... KRUGERRANDS MONEYLINE
 WK WINNIE 5460

EPDs current as of 1/22/2010

CED	BW	WW	Milk	YW	SC	\$EN	MARB	REA	Fat
+6	+2.4	+48	+17	+82	+0.60	+6.08	+0.23	+0.20	-0.021
Calving-Ease	\$W (Weaning)	\$F (Feedlot)	\$G (Grid)	\$B (Beef)					
★★★	+25.97	+22.09	+21.33	+48.29					



WK WINNIE 4371

Grand Champion Heifer at the American Royal Jr. Angus Show for Drew Feller and dam of Lots 164, 165, 166 & 167.

167 EXAR RAVEN 8462

Reg. No: +16124009 Tattoo: 8462 DOB: 9/20/2008
 B C MARATHON 7022..... O C C KIRBY 633K
BC 7022 RAVEN 7965..... GIBBET HILL MIGNONNE E37
 O C C BLACKBIRD 796F..... O C C BONANZA 880B
 O C C BLACKBIRD 779A
 EXAR LUTTON 1831..... NORTHERN IMPROVEMENT 4480 GF
EXAR WINNIE 4371..... EXAR SARAS DREAM 9809
 WK WINNIE 7305..... KRUGERRANDS MONEYLINE
 WK WINNIE 5460

EPDs current as of 1/22/2010

CED	BW	WW	Milk	YW	SC	\$EN	MARB	REA	Fat
+6	+2.4	+48	+17	+82	+0.03	+6.08	+0.30	+0.11	-0.016
Calving-Ease	\$W (Weaning)	\$F (Feedlot)	\$G (Grid)	\$B (Beef)					
★★★	+25.97	+22.09	+23.08	+47.51					

168 EXAR RAVEN 861

Reg. No: 16277958 Tattoo: 861 DOB: 8/30/2008 [AMF-NHF]
 B C MARATHON 7022..... O C C KIRBY 633K
BC 7022 RAVEN 7965..... GIBBET HILL MIGNONNE E37
 O C C BLACKBIRD 796F..... O C C BONANZA 880B
 O C C BLACKBIRD 779A
 EXAR NEW LOOK 2971..... BON VIEW NEW DESIGN 1407
EXAR EVERGREEN 6285..... N BAR PRIMROSE 2424
 EXAR EVERGREEN 3407..... G A R PRECISION 1680
 BROST MISS TRAVELER 703

EPDs current as of 1/22/2010

CED	BW	WW	Milk	YW	SC	\$EN	MARB	REA	Fat
+2	+4.2	+39	+16	+75	-0.50	+9.07	+0.27	+0.43	-0.011
Calving-Ease	\$W (Weaning)	\$F (Feedlot)	\$G (Grid)	\$B (Beef)					
★	+17.43	+18.74	+26.22	+45.78					

Ranks in the Top 20% for \$EN and 10% for REA EPD.

169 EXAR RAVEN 81461

Reg. No: +16131268 Tattoo: 81461 DOB: 9/13/2008
 B C MARATHON 7022..... O C C KIRBY 633K
BC 7022 RAVEN 7965..... GIBBET HILL MIGNONNE E37
 O C C BLACKBIRD 796F..... O C C BONANZA 880B
 O C C BLACKBIRD 779A
 CONNEALY DATELINE..... D H D TRAVELER 6807
WK BLACKBIRD 7308..... EILA EILA OF CONANGA
WK BLACKBIRD 5344..... KESSLERS RAINMAN 002
 WK BLACKBIRD 0086

EPDs current as of 1/22/2010

CED	BW	WW	Milk	YW	SC	\$EN	MARB	REA	Fat
+5	+2.4	+38	+14	+66	+0.93	+13.75	+0.10	+0.35	-0.008
Calving-Ease	\$W (Weaning)	\$F (Feedlot)	\$G (Grid)	\$B (Beef)					
★★★	+22.88	+10.76	+19.31	+30.50					

Ranks in the Top 15% for Scrotal EPD, 10% for \$EN, and 20% for REA EPD.

170 EXAR RAVEN 867

Reg. No: 16277964 Tattoo: 867 DOB: 9/7/2008
 B C MARATHON 7022..... O C C KIRBY 633K
BC 7022 RAVEN 7965..... GIBBET HILL MIGNONNE E37
 O C C BLACKBIRD 796F..... O C C BONANZA 880B
 O C C BLACKBIRD 779A
 BR MIDLAND..... TWIN VALLEY PRECISION E161
EXAR MISS NEW DESIGN 5759..... BR ROYAL LASS 7036-19
EXAR MISS NEW DESIGN 3568..... SUMMITCREST HIGH PRIME 0H29
 HALES MISS NEW DESIGN 1068

EPDs current as of 1/22/2010

CED	BW	WW	Milk	YW	SC	\$EN	MARB	REA	Fat
+3	+3.4	+44	+15	+82	+0.16	+7.81	+0.40	+0.22	+0.013
Calving-Ease	\$W (Weaning)	\$F (Feedlot)	\$G (Grid)	\$B (Beef)					
★★	+20.36	+23.59	+26.93	+43.33					

Ranks in the Top 25% for \$EN.

171 EXAR RAVEN 8447

Reg. No: +16122815 Tattoo: 8447 DOB: 9/17/2008 [NHF]
 B C MARATHON 7022..... O C C KIRBY 633K
BC 7022 RAVEN 7965..... GIBBET HILL MIGNONNE E37
 O C C BLACKBIRD 796F..... O C C BONANZA 880B
 O C C BLACKBIRD 779A
 TWIN VALLEY PRECISION E161..... G A R PRECISION 1680
EXAR ERISKAY Q38 4139..... W C C BLACKCAP C9
EXAR MISS TRAVELER Q38 0437..... BON VIEW NEW DESIGN 1407
 V T TRAVELER 6807 Q38

EPDs current as of 1/22/2010

CED	BW	WW	Milk	YW	SC	\$EN	MARB	REA	Fat
+5	+2.7	+43	+22	+79	-0.12	+2.52	+0.24	+0.50	-0.004
Calving-Ease	\$W (Weaning)	\$F (Feedlot)	\$G (Grid)	\$B (Beef)					
★★	+24.00	+21.07	+24.27	+48.79					

Ranks in the Top 5% for REA EPD, and 25% for \$B. Big Ribeye scan of 16.2!


172 EXAR RAVEN 8465

Reg. No: +16124012 Tattoo: 8465 DOB: 9/21/2008 [NHF]
 B C MARATHON 7022..... O C C KIRBY 633K
BC 7022 RAVEN 7965..... GIBBET HILL MIGNONNE E37
 O C C BLACKBIRD 796F..... O C C BONANZA 880B
 O C C BLACKBIRD 779A
 TWIN VALLEY PRECISION E161..... G A R PRECISION 1680
EXAR ERISKAY Q38 4139..... W C C BLACKCAP C9
EXAR MISS TRAVELER Q38 0437..... BON VIEW NEW DESIGN 1407
 V T TRAVELER 6807 Q38

EPDs current as of 1/22/2010

CED	BW	WW	Milk	YW	SC	\$EN	MARB	REA	Fat
+5	+2.7	+43	+22	+79	-0.24	+2.52	+0.27	+0.36	-0.001
Calving-Ease	\$W (Weaning)	\$F (Feedlot)	\$G (Grid)	\$B (Beef)					
★★	+24.00	+21.07	+23.33	+48.36					

Ranks in the Top 20% for REA EPD.



EXAR ERISKAY Q38 4139

Dam of Lots 171, 172, 173, 174, 272, 273 & 537.

174 EXAR RAVEN 8530		[NHF]	Act. BW						
Reg. No: +16200507			80						
Tattoo: 8530			DOB: 10/16/2008						
Adj. WW			481						
Adj. YW			1,023						
Adj. SC			33.2						
Adj. IMF			3.89						
Adj. REA			14.1						
EPDs current as of 1/22/2010									
CED	BW	WW	Milk	YW	SC	\$EN	MARB	REA	Fat
+5	+2.7	+43	+22	+79	-0.55	+2.52	+0.27	+0.41	-0.009
Calving-Ease	\$W (Weaning)	\$F (Feedlot)	\$G (Grid)	\$B (Beef)					
**	+24.00	+21.07	+25.88	+45.99					

Ranks in the Top 10% for REA EPD.

176 EXAR RAVEN 8422		[AMF-NHF]	Act. BW						
Reg. No: 16100544			70						
Tattoo: 8422			DOB: 8/16/2008						
Adj. WW			718						
Adj. YW			1,259						
Adj. SC			35.5						
Adj. IMF			4.03						
Adj. REA			15.5						
EPDs current as of 1/22/2010									
CED	BW	WW	Milk	YW	SC	\$EN	MARB	REA	Fat
+6	+2.7	+49	+15	+85	-0.59	+6.90	+0.28	+0.49	-0.006
Calving-Ease	\$W (Weaning)	\$F (Feedlot)	\$G (Grid)	\$B (Beef)					
**	+24.49	+24.62	+26.72	+48.34					

Ranks in the Top 25% for \$EN, and 5% for REA EPD.

178 EXAR RAVEN 83542			Act. BW						
Reg. No: 16122804			68						
Tattoo: 83542			DOB: 9/1/2008						
Adj. WW			621						
Adj. YW			1,115						
Adj. SC			37.8						
Adj. IMF			4.27						
Adj. REA			14.6						
EPDs current as of 1/22/2010									
CED	BW	WW	Milk	YW	SC	\$EN	MARB	REA	Fat
+8	+1.8	+43	+20	+76	-0.20	+5.23	+0.51	+0.47	+0.019
Calving-Ease	\$W (Weaning)	\$F (Feedlot)	\$G (Grid)	\$B (Beef)					
***	+26.29	+18.22	+33.68	+44.37					

Ranks in the Top 20% for Calving-Ease Direct, 20% for MARB EPD, 10% for REA EPD, and 10% for \$G.

173 EXAR RAVEN 81454		[NHF]	Act. BW						
Reg. No: +16131262			90						
Tattoo: 81454			DOB: 9/11/2008						
Adj. WW			513						
Adj. YW			1,187						
Adj. SC			36.1						
Adj. IMF			3.60						
Adj. REA			15.3						
EPDs current as of 1/22/2010									
CED	BW	WW	Milk	YW	SC	\$EN	MARB	REA	Fat
+5	+2.7	+43	+22	+79	-0.15	+2.52	+0.24	+0.46	-0.009
Calving-Ease	\$W (Weaning)	\$F (Feedlot)	\$G (Grid)	\$B (Beef)					
**	+24.00	+21.07	+24.65	+47.78					

Ranks in the Top 10% for REA EPD.

175 EXAR RAVEN 857			Act. BW						
Reg. No: 16287817			88						
Tattoo: 857			DOB: 8/29/2008						
Adj. WW			626						
Adj. YW			1,192						
Adj. SC			35.7						
Adj. IMF			4.10						
Adj. REA			16.1						
EPDs current as of 1/22/2010									
CED	BW	WW	Milk	YW	SC	\$EN	MARB	REA	Fat
+2	+3.6	+41	+13	+73	-0.26	+12.24	+0.38	+0.41	+0.008
Calving-Ease	\$W (Weaning)	\$F (Feedlot)	\$G (Grid)	\$B (Beef)					
**	+19.78	+16.13	+29.39	+42.43					

Ranks in the Top 10% for \$EN, 10% for REA EPD, and 20% for \$G. Big Ribeye scan of 16.1!

177 EXAR RAVEN 81397			Act. BW						
Reg. No: +16118385			90						
Tattoo: 81397			DOB: 9/4/2008						
Adj. WW			612						
Adj. YW			1,214						
Adj. SC			31.9						
Adj. IMF			3.58						
Adj. REA			16.7						
EPDs current as of 1/22/2010									
CED	BW	WW	Milk	YW	SC	\$EN	MARB	REA	Fat
+3	+3.9	+50	+24	+86	-0.52	-1.45	+0.22	+0.49	-0.003
Calving-Ease	\$W (Weaning)	\$F (Feedlot)	\$G (Grid)	\$B (Beef)					
**	+24.67	+25.22	+22.82	+49.33					

Ranks in the Top 25% for WW EPD, 5% for REA EPD, and 25% for \$B. Big Ribeye scan of 16.7!

179 EXAR RAVEN 842			Act. BW						
Reg. No: 16277939			77						
Tattoo: 842			DOB: 8/15/2008						
Adj. WW			662						
Adj. YW			1,116						
Adj. SC			34.4						
Adj. IMF			5.45						
Adj. REA			13.3						
EPDs current as of 1/22/2010									
CED	BW	WW	Milk	YW	SC	\$EN	MARB	REA	Fat
+9	+0.7	+42	+15	+78	-0.41	+9.03	+0.51	+0.20	-0.017
Calving-Ease	\$W (Weaning)	\$F (Feedlot)	\$G (Grid)	\$B (Beef)					
***	+24.93	+20.49	+33.74	+46.75					

Ranks in the Top 15% for Calving-Ease Direct, 20% for BW EPD, 20% for \$EN, 20% for MARB EPD, and 10% for \$G.



180 | EXAR RAVEN 851

[NHF] Act. BW 79

Reg. No: 16277948 Tattoo: 851 DOB: 8/18/2008
 B C MARATHON 7022..... O C C KIRBY 633K
 BC 7022 RAVEN 7965..... GIBBET HILL MIGNONNE E37
 O C C BLACKBIRD 796F..... O C C BONANZA 880B
 STEVENSON BENCHMARK N190..... C A FUTURE DIRECTION 5321
 EXAR EVERGREEN 5365..... STEVENSON ELGA L706
 ACF EVERGREEN 0006..... B/R NEW DESIGN 036
 BROST MISS TRAVELER 703

EPDs current as of 1/22/2010

CED	BW	WW	Milk	YW	SC	SEN	MARB	REA	Fat
+8	+1.1	+42	+19	+75	+0.13	+6.43	+0.52	+0.50	+0.027
Calving-Ease		\$W (Weaning)		\$F (Feedlot)		\$G (Grid)		\$B (Beef)	
★★★★		+26.66		+17.65		+30.67		+54.40	

Ranks in the Top 20% for Calving-Ease Direct, 20% for MARB EPD, 5% for REA EPD, 15% for \$G, and 15% for \$B. Check out the outstanding yearling weight of 1,433 lbs. and a Big Ribeye scan of 17.4!

181 | EXAR MARATHON 876

Act. BW 93

Reg. No: 16287827 Tattoo: 876 DOB: 10/1/2008
 B C MARATHON 7022..... O C C KIRBY 633K
 OSU MARATHON 5214..... GIBBET HILL MIGNONNE E37
 O S U 6079 RACQUEL 8176..... N BAR EMULATION EXT
 BR MIDLAND..... D F EMPRESS 6079
 TWIN VALLEY PRECISION E161
 EXAR PRIDE 60057..... BR ROYAL LASS 7036-19
 FINKS PRIDE 9337 575 315..... V D A R NEW TREND 315
 FINKS PRIDE 575 288 692

EPDs current as of 1/22/2010

CED	BW	WW	Milk	YW	SC	SEN	MARB	REA	Fat
+3	+3.7	+49	+18	+84	-0.19	+4.59	+0.20	+0.31	-0.026
Calving-Ease		\$W (Weaning)		\$F (Feedlot)		\$G (Grid)		\$B (Beef)	
★★		+23.58		+23.65		+23.57		+43.37	

Ranks in the Top 25% for REA EPD.

182 | EXAR MARATHON 878

[NHF] Act. BW 86

Reg. No: 16287830 Tattoo: 878 DOB: 10/2/2008
 B C MARATHON 7022..... O C C KIRBY 633K
 OSU MARATHON 5214..... GIBBET HILL MIGNONNE E37
 O S U 6079 RACQUEL 8176..... N BAR EMULATION EXT
 D F EMPRESS 6079
 G A R INTEGRITY..... BON VIEW NEW DESIGN 1407
 EXAR FOREVER LADY 6295..... G A R PRECISION 1019
 BR MIDLAND
 CIRCLE A FOREVER LADY 4113..... CIRCLE A FOREVER LADY 9123

EPDs current as of 1/22/2010

CED	BW	WW	Milk	YW	SC	SEN	MARB	REA	Fat
+5	+2.6	+43	+20	+78	-0.07	+4.63	+0.37	+0.34	-0.023
Calving-Ease		\$W (Weaning)		\$F (Feedlot)		\$G (Grid)		\$B (Beef)	
★★		+24.04		+20.12		+30.50		+47.05	

Ranks in the Top 20% for REA EPD and 20% for \$G.

183 | EXAR MARATHON 8539

Act. BW 88

Reg. No: +16144007 Tattoo: 8539 DOB: 10/17/2008
 O C C KIRBY 633K..... O C C EMBLAZON 854E
 B C MARATHON 7022..... O C C BLACKBIRD 785H
 GIBBET HILL MIGNONNE E37..... PAPA EQUATOR 2928
 GIBBET HILL MIGNONNE TR 29
 NEROCO 9878..... B/R NEW DESIGN 036
 SOUTHERN BLACKCAP 3104..... MILL COULEE BARBARA 031
 G A R EXT 2104..... N BAR EMULATION EXT
 G A R SCOTCH CAP 867

EPDs current as of 1/22/2010

CED	BW	WW	Milk	YW	SC	SEN	MARB	REA	Fat
+4	+4.3	+50	+19	+84	+0.13	+3.70	+0.07	+0.16	+0.007
Calving-Ease		\$W (Weaning)		\$F (Feedlot)		\$G (Grid)		\$B (Beef)	
★		+23.23		+23.27		+13.91		+30.24	

Ranks in the Top 25% for WW EPD. Big Ribeye scan of 16.3!

184 | EXAR MAGNITUDE 81396

Act. BW 80

Reg. No: +16121327 Tattoo: 81396 DOB: 9/4/2008
 O C C EMBLAZON 854E..... D H D TRAVELER 6807
 O C C MAGNITUDE 805M..... DIXIE ERICA OF C H 1019
 O C C POLLYANNA 878G..... N BAR EMULATION EXT
 BON VIEW NEW DESIGN 1407..... O C C POLLYANNA 934E
 B/R NEW DESIGN 036
 WK FOREVER LADY KEM 1009..... BON VIEW PRIDE 664
 LUKENS 6807 KEM 3956..... D H D TRAVELER 6807
 G D A R KEM 956

EPDs current as of 1/22/2010

CED	BW	WW	Milk	YW	SC	SEN	MARB	REA	Fat
+8	+1.5	+42	+23	+76	-0.53	+2.51	+0.24	-0.19	+0.021
Calving-Ease		\$W (Weaning)		\$F (Feedlot)		\$G (Grid)		\$B (Beef)	
★★★★		+26.87		+18.59		+17.82		+16.58	

Ranks in the Top 20% for Calving-Ease Direct.

185 | EXAR 263C 83608

[NHF] Act. BW 70

Reg. No: 16143986 Tattoo: 83608 DOB: 10/8/2008
 BON VIEW NEW DESIGN 1407..... B/R NEW DESIGN 036
 EXAR 263C..... BON VIEW PRIDE 664
 EXAR JUNE C 3577..... BR MIDLAND
 PAF 9611 616 1161
 SCHURRTOP MC 2500..... SCHURRTOP M C
 EXAR JILT 6903..... SCHURRTOP R S 1413 2153
 FALCON JILT 306N..... C A FUTURE DIRECTION 5321
 SUMMITCREST JILT 080J

EPDs current as of 1/22/2010

CED	BW	WW	Milk	YW	SC	SEN	MARB	REA	Fat
+9	+1.2	+53	+34	+97	+0.51	-14.45	+0.60	+0.10	-0.001
Calving-Ease		\$W (Weaning)		\$F (Feedlot)		\$G (Grid)		\$B (Beef)	
★★★★		+29.84		+35.03		+33.09		+51.37	

Ranks in the Top 15% for Calving-Ease Direct, 15% for WW EPD, 1% for Milk EPD, 15% for YW EPD, 15% for MARB EPD, 15% for \$W, 15% for \$F, 10% for \$G, and 20% for \$B.





EXAR 263C

187 | EXAR 263C 83744

Reg. No: +16241760 Tattoo: 83744 DOB: 9/26/2008

BON VIEW NEW DESIGN 1407 ... B/R NEW DESIGN 036
EXAR 263C ... BON VIEW PRIDE 664
 BR MIDLAND
 EXAR JUNE C 3577 PAF 9611 616 1161

BR MIDLAND TWIN VALLEY PRECISION E161
EXAR EVERGREEN 5496 ... BR ROYAL LASS 7036-19
 EXG EVERGREEN M692 R3. A&B YUKON 7150
 TWIN VALLEY EVERGREEN 1135

EPDs current as of 1/22/2010

MARB	REA	Fat	Calving-Ease									
+0.51	+0.09	+0.024	★★★									
CED	BW	WW	Milk	YW	SC	SEN	MARB	REA	Fat			
SIRE	+9	+1.4	+58	+38	+115	+0.58	-21.91	+0.77	+0.37	+0.024		
DAM	+9	+2.0	+50	+10	+94	+0.08	+8.34	+0.43	-0.07	+0.031		

Ranks in the Top 20% for MARB EPD.

189 | EXAR NEW LOOK 889

Reg. No: 16278622 Tattoo: 889 DOB: 10/30/2008

BON VIEW NEW DESIGN 1407 ... B/R NEW DESIGN 036
EXAR NEW LOOK 2971 ... BON VIEW PRIDE 664
 N BAR PRIMROSE 2424 EMULATION 31
 PRIMROSE N BAR 9962

H A IMAGE MAKER 0415 HERO 6267 OF R R 2418
BLACKCAP EFFIE OF RR 4556 ... H A RITO BLACKCAP 9038
 RR CHEVIS 6455
BLACKCAP EFFIE OF RR 9918 ... BLACKCAP EFFIE OF R R 7648

EPDs current as of 1/22/2010

CED	BW	WW	Milk	YW	SC	SEN	MARB	REA	Fat
+4	+3.3	+52	+27	+96	+0.31	-7.35	+0.27	+0.25	+0.000
Calving-Ease	\$W (Weaning)	\$F (Feedlot)	\$G (Grid)	\$B (Beef)					
★★	+24.78	+34.41	+22.26	+48.76					

Ranks in the Top 20% for WW EPD, 10% for Milk EPD, 15% for YW EPD, 20% for \$F, and 25% for \$B. Big Ribeye scan of 16.1!

191 | EXAR NEW DESIGN 8991

Reg. No: +16200559 Tattoo: 8991 DOB: 9/19/2008

B/R NEW DESIGN 036 V D A R NEW TREND 315
BON VIEW NEW DESIGN 1407 ... B/R BLACKCAP EMPRESS 76
 BON VIEW PRIDE 664 G A R SLEEP EASY 1009
 BON VIEW PRIDE 1551

PARAMONT AMBUSH 2172 BANDOLIER ESTON DURNESS 42B
G A R AMBUSH 75 ... E W S MISS BURGESS 1720
 G A R 6807 TRAVELER 673. D H D TRAVELER 6807
 G A R SCOTCH CAP 199

EPDs current as of 1/22/2010

CED	BW	WW	Milk	YW	SC	SEN	MARB	REA	Fat
+6	+1.5	+39	+27	+76	-0.05	-1.21	+0.52	+0.25	+0.009
Calving-Ease	\$W (Weaning)	\$F (Feedlot)	\$G (Grid)	\$B (Beef)					
★★★	+25.39	+19.69	+32.27	+44.21					

Ranks in the Top 10% for Milk EPD, 20% for MARB EPD, and 15% for \$G.

186 | EXAR 263C 8995

Reg. No: +16200563 Tattoo: 8995 DOB: 9/28/2008

BON VIEW NEW DESIGN 1407 ... B/R NEW DESIGN 036
EXAR 263C ... BON VIEW PRIDE 664
 BR MIDLAND
 EXAR JUNE C 3577 PAF 9611 616 1161

BR MIDLAND TWIN VALLEY PRECISION E161
EXAR EVERGREEN 5496 ... BR ROYAL LASS 7036-19
 EXG EVERGREEN M692 R3. A&B YUKON 7150
 TWIN VALLEY EVERGREEN 1135

EPDs current as of 1/22/2010

MARB	REA	Fat	Calving-Ease									
+0.63	+0.10	+0.020	★★★									
CED	BW	WW	Milk	YW	SC	SEN	MARB	REA	Fat			
SIRE	+9	+1.4	+58	+38	+115	+0.58	-21.91	+0.77	+0.37	+0.024		
DAM	+9	+2.0	+50	+10	+94	+0.08	+8.34	+0.43	-0.07	+0.031		

Ranks in the Top 10% for MARB EPD.

188 | EXAR NEW LOOK 879

Reg. No: 16287831 Tattoo: 879 DOB: 10/2/2008

BON VIEW NEW DESIGN 1407 ... B/R NEW DESIGN 036
EXAR NEW LOOK 2971 ... BON VIEW PRIDE 664
 N BAR PRIMROSE 2424 EMULATION 31
 PRIMROSE N BAR 9962

RITO 616 OF 4B20 6807 D H D TRAVELER 6807
ROLLIN ROCK BLACKBIRD 4020 ... RITA 4B20 OF OFB1 BANDO
 HERO 6267 OF R R 2418
ROLLIN ROCK BLACKBIRD 2686 ... ROLLIN ROCK BLACKBIRD 9852

EPDs current as of 1/22/2010

CED	BW	WW	Milk	YW	SC	SEN	MARB	REA	Fat
+8	+1.3	+38	+21	+76	+0.32	+4.33	+0.33	+0.31	+0.004
Calving-Ease	\$W (Weaning)	\$F (Feedlot)	\$G (Grid)	\$B (Beef)					
★★★	+23.77	+20.06	+25.49	+46.00					

Ranks in the Top 20% for Calving-Ease Direct, and 25% for REA EPD. Big Ribeye scan of 16.4!

190 | EXAR NEW LOOK 880

Reg. No: 16287832 Tattoo: 880 DOB: 10/2/2008

BON VIEW NEW DESIGN 1407 ... B/R NEW DESIGN 036
EXAR NEW LOOK 2971 ... BON VIEW PRIDE 664
 N BAR PRIMROSE 2424 EMULATION 31
 PRIMROSE N BAR 9962

BR MIDLAND TWIN VALLEY PRECISION E161
EXAR BLACKBIRD SECRET 5180 ... BR ROYAL LASS 7036-19
 E A R BLACKBIRD SECRET 739 ... TOP SECRET 9757 E A R
 2100 BLACKBIRD 39

EPDs current as of 1/22/2010

CED	BW	WW	Milk	YW	SC	SEN	MARB	REA	Fat
+5	+2.7	+43	+17	+83	+0.07	+5.77	+0.38	+0.18	-0.001
Calving-Ease	\$W (Weaning)	\$F (Feedlot)	\$G (Grid)	\$B (Beef)					
★★★★	+21.47	+24.94	+27.65	+42.60					

Ranks in the Top 2% for Calving-Ease Direct, 15% for BW EPD, 25% for \$EN, 5% for MARB EPD, and 15% for \$G.



193 | EXAR PRIME STAR 829 [NHF] Act. BW 90
 Reg. No: 16287812 Tattoo: 829 DOB: 8/7/2008 Adj. WW 600

N BAR PRIME TIME D806 GARDENS PRIME TIME
 GARDENS PRIME STAR N BAR MISS EMULOUS A404
 GREEN GARDEN JILT C242 S1 S S TRAVELER 6807 T510
 BR MIDLAND GREEN GARDEN JILT 9242 S1
 EXAR BLACKBIRD 4546 TWIN VALLEY PRECISION E161
 ACF BLACKBIRD 0276 BR ROYAL LASS 7036-19
 DAVIS YR BLACKBIRD 558H B/R NEW DESIGN 036
 Adj. YW 1,266
 Adj. SC 34.0
 Adj. IMF 5.10
 Adj. REA 14.5

EPDs current as of 1/22/2010

CED	BW	WW	Milk	YW	SC	\$EN	MARB	REA	Fat
+5	+3.6	+36	+18	+75	+0.00	+7.32	+0.79	+0.13	+0.029
Calving-Ease		\$W (Weaning)	\$F (Feedlot)	\$G (Grid)	\$B (Beef)				
★★		+17.17	+19.85	+34.84	+45.77				

Ranks in the Top 25% for \$EN, 3% for MARB EPD, and 10% for \$G.

194 | EXAR PRIME PREMIUM 8699 [NHF] Act. BW 72
 Reg. No: 16326333 Tattoo: 8699 DOB: 9/15/2008 Adj. WW 567

GARDENS PRIME STAR N BAR PRIME TIME D806
 EXAR PRIME PREMIUM 6444 GREEN GARDEN JILT C242 S1
 EXAR MISS TRAVELER 224 G A R PRECISION 1680
 BR MIDLAND BROST MISS TRAVELER 703
 7-L A052 BURGESS R555 TWIN VALLEY PRECISION E161
 KAHN BURGESS A052 BR ROYAL LASS 7036-19
 YON BURGESS J128 ROCKN D AMBUSH 1531
 Adj. YW 1,154
 Adj. SC 37.8
 Adj. IMF 4.03
 Adj. REA 16.0

EPDs current as of 1/22/2010

CED	BW	WW	Milk	YW	SC	\$EN	MARB	REA	Fat
+7	+3.4	+43	+11	+82	-0.05	+11.20	+0.72	+0.27	+0.052
Calving-Ease		\$W (Weaning)	\$F (Feedlot)	\$G (Grid)	\$B (Beef)				
★★		+18.16	+23.97	+29.73	+52.68				

Ranks in the Top 15% for \$EN, 5% for MARB EPD, 20% for \$G, and 20% for \$B. Big Ribeye scan of 16!

195 | EXAR ONWARD 8486 Act. BW 76
 Reg. No: +16129964 Tattoo: 8486 DOB: 9/25/2008 Adj. WW 598

CONNEALY LEAD ON CONNEALY LEADTIME
 CONNEALY ONWARD ELIGENCE PLUS OF CONANGA
 ALTUNE OF CONANGA 6104 G A R TRAVELER 1489
 KRUGERRANDS MONEYLINE AVALON 1418 OF CONANGA 6276
 EXAR EMPRESS 7630 KRUGERRAND OF DONAMERE 490
 D F EMPRESS 6079 ANKONY 5G00 BLACKBIRD GC017
 PINE DRIVE BIG SKY
 K A F MISS JETLINER 641 1B4
 Adj. YW 1,187
 Adj. SC 34.6
 Adj. IMF 3.89
 Adj. REA 14.5

EPDs current as of 1/22/2010

CED	BW	WW	Milk	YW	SC	\$EN	MARB	REA	Fat
+8	+1.6	+49	+15	+94	+0.19	+4.12	+0.20	+0.41	-0.019
Calving-Ease		\$W (Weaning)	\$F (Feedlot)	\$G (Grid)	\$B (Beef)				
★★★		+23.98	+33.56	+23.23	+48.97				

Ranks in the Top 20% for Calving-Ease Direct, 20% for YW EPD, 10% for REA EPD, 20% for \$F, and 25% for \$B.

196 | EXAR NO-NONSENSE 86147 TF Act. BW 78
 Reg. No: 16324375 Tattoo: 86147 DOB: 10/24/2008 Adj. WW 699

BR MIDLAND TWIN VALLEY PRECISION E161
 EXAR NO-NONSENSE 3939 BR ROYAL LASS 7036-19
 LEACHMAN LASSIE 0026 CONNEALY DATELINE
 LEACHMAN LASSIE 8217
 S A F FOCUS OF E R S A F FAME
 A PLUS BLACKCAP 2107 G D A R FOREVER LADY 246
 G A R NEW TREND 780 A A R NEW TREND
 G A R SCOTCH CAP 867
 Adj. YW 1,225
 Adj. SC 40.5
 Adj. IMF 4.13
 Adj. REA 14.0

EPDs current as of 1/22/2010

CED	BW	WW	Milk	YW	SC	\$EN	MARB	REA	Fat
+7	+2.6	+40	+16	+75	+0.99	+9.07	+0.41	-0.13	+0.037
Calving-Ease		\$W (Weaning)	\$F (Feedlot)	\$G (Grid)	\$B (Beef)				
★★		+21.63	+18.38	+19.76	+32.43				

Ranks in the Top 15% for Scrotal EPD, and 20% for \$EN.

197 | EXAR NO-NONSENSE 86148 TF Act. BW 85
 Reg. No: 16324373 Tattoo: 86148 DOB: 10/16/2008 Adj. WW 684

BR MIDLAND TWIN VALLEY PRECISION E161
 EXAR NO-NONSENSE 3939 BR ROYAL LASS 7036-19
 LEACHMAN LASSIE 0026 CONNEALY DATELINE
 LEACHMAN LASSIE 8217
 BON VIEW NEW DESIGN 1407 B/R NEW DESIGN 036
 EXAR FOREVER LADY 2790 BON VIEW PRIDE 664
 EXAR FOREVER LADY 0831 O S U 6079 NEW TREND 8124
 BT FOREVER LADY 72G
 Adj. YW 1,207
 Adj. SC 38.2
 Adj. IMF 4.37
 Adj. REA 13.9

EPDs current as of 1/22/2010

CED	BW	WW	Milk	YW	SC	\$EN	MARB	REA	Fat
+6	+3.1	+40	+18	+74	+0.36	+7.62	+0.53	-0.10	+0.023
Calving-Ease		\$W (Weaning)	\$F (Feedlot)	\$G (Grid)	\$B (Beef)				
★★		+21.47	+17.43	+26.23	+37.65				

Ranks in the Top 25% for \$EN, and 20% for MARB EPD

198 | EXAR NEW WORTH 8154U Act. BW 80
 Reg. No: 16198259 Tattoo: 8154u DOB: 9/28/2008 Adj. WW 535

S A V 8180 TRAVELER 004 SITZ TRAVELER 8180
 S A V NET WORTH 4200 BOYD FOREVER LADY 8003
 S A V MAY 2410 S A F 598 BANDO 5175
 S A V MAY 6269
 BOYD NEW DAY 8005 A A R NEW TREND
 FINKS MISS 4028 1131 ND S V F FOREVER LADY 57D
 FINKS MISS 1131 4168 R T LEACHMAN RIGHT TIME
 FINKS MISS 4168 8130 5204
 Adj. YW 1,081
 Adj. SC 37.3
 Adj. IMF 4.07
 Adj. REA 14.6

EPDs current as of 1/22/2010

CED	BW	WW	Milk	YW	SC	\$EN	MARB	REA	Fat
+5	+3.7	+44	+28	+89	+0.45	-6.13	+0.32	+0.33	+0.057
Calving-Ease		\$W (Weaning)	\$F (Feedlot)	\$G (Grid)	\$B (Beef)				
★★		+20.55	+30.48	+18.67	+42.13				

Ranks in the Top 10% for Milk EPD, and 20% for REA EPD.

199 | ESCO S88 NEW DESIGN 8200 Act. BW 77
 Reg. No: 16173106 Tattoo: 8200 DOB: 9/28/2008 Adj. WW 588

BON VIEW NEW DESIGN 878 B/R NEW DESIGN 036
 ESCO NEW DESIGN S88 BON VIEW GAMMER 85
 BT JUANADA BLACKBIRD 470L BT TOP SECRET 10J
 BT JUANADA BLACKBIRD 563J
 M A R MIDLAND EMPIRE 3092 BR MIDLAND
 ESCO PRIDE 59S M A R LASS 4T 9141
 ROLLIN ROCK PRIDE 2987 GDAR SVF ROYCE 176G
 PRIDE OF R R 0480
 Adj. YW 1,062
 Adj. SC 32.2
 Adj. IMF 4.49
 Adj. REA 13.5

EPDs current as of 1/22/2010

CED	BW	WW	Milk	YW	SC	\$EN	MARB	REA	Fat
+5	+3.4	+39	+19	+71	-0.26	+7.63	+0.40	+0.12	+0.010
Calving-Ease		\$W (Weaning)	\$F (Feedlot)	\$G (Grid)	\$B (Beef)				
★★		+21.28	+14.99	+27.13	+36.15				

Ranks in the Top 25% for \$EN.

EXPRESS RANCHES

Volume Discounts:

5-9 Bulls = 5% off

10 or more Bulls = 10% off



200 | EXAR PREDESTINED 83533 [NH] Act. BW 75
 Reg. No: 16125814 Tattoo: 83533 DOB: 8/25/2008 Adj. WW 626
 B/R NEW DESIGN 036 V D A R NEW TREND 315 Adj. YW 1,205
G A R PREDESTINED B/R BLACKCAP EMPRESS 76 Adj. SC 36.8
 G A R EXT 4206 N BAR EMULATION EXT G A R 6807 TRAVELER 1432
 C A FUTURE DIRECTION 5321 G A R PRECISION 1680 Adj. IMF 4.78
RF PRIDE 43916 C A MISS POWER FIX 308 G D A R LUCYS BOY
 FINKS PRIDE 056 6198 LB FINKS PRIDE 6198 226 692 Adj. REA 18.8

CED	BW	WW	Milk	YW	SC	SEN	MARB	REA	Fat
+10	+1.7	+43	+27	+83	+0.45	-3.34	+0.69	+0.72	+0.057
Calving-Ease		\$W (Weaning)	\$F (Feedlot)	\$G (Grid)	\$B (Beef)				
★★★		+25.76	+24.94	+34.26	+59.40				

Ranks in the Top 10% for Calving-Ease Direct, 10% for Milk EPD, 10% for MARB EPD, 1% for REA EPD, 10% for \$G, and 10% for \$B. Big Ribeye scan of 18.8!



B A A R ROTH PRIMROSE 096 CV

Maternal sister to EXT and dam of Lots 201, 202 & 203.

203 | EXAR PREDESTINED 84279 Act. BW 98
 Reg. No: +16145784 Tattoo: 84279 DOB: 9/6/2008 Adj. WW 582
 B/R NEW DESIGN 036 V D A R NEW TREND 315 Adj. YW 1,217
G A R PREDESTINED B/R BLACKCAP EMPRESS 76 Adj. SC 35.9
 G A R EXT 4206 N BAR EMULATION EXT G A R 6807 TRAVELER 1432
 GDAR SVF RUSS 184B G D A R EXECUTIVE 727 Adj. IMF 4.94
B A A R ROTH PRIMROSE 096 CV G D A R FOREVER LADY 719 EMULATION 31
 N BAR PRIMROSE 2424 PRIMROSE N BAR 9962 Adj. REA 14.9

CED	BW	WW	Milk	YW	SC	SEN	MARB	REA	Fat
+6	+3.7	+47	+24	+87	+0.28	-1.57	+0.64	+0.30	+0.055
Calving-Ease		\$W (Weaning)	\$F (Feedlot)	\$G (Grid)	\$B (Beef)				
★★		+22.86	+27.34	+27.23	+52.98				

Ranks in the Top 10% for MARB EPD, 25% for REA EPD, and 15% for \$B.

205 | EXAR PREDESTINED 84273 Act. BW 76
 Reg. No: +16145780 Tattoo: 84273 DOB: 9/4/2008 Adj. WW 518
 B/R NEW DESIGN 036 V D A R NEW TREND 315 Adj. YW 1,225
G A R PREDESTINED B/R BLACKCAP EMPRESS 76 Adj. SC 34.9
 G A R EXT 4206 N BAR EMULATION EXT G A R 6807 TRAVELER 1432
 BON VIEW NEW DESIGN 1407 B/R NEW DESIGN 036 Adj. IMF 4.01
WK FOREVER LADY KEM 1009 BON VIEW PRIDE 664 D H D TRAVELER 6807
 LUKENS 6807 KEM 3956 G D A R KEM 956 Adj. REA 14.5

CED	BW	WW	Milk	YW	SC	SEN	MARB	REA	Fat
+8	+3.0	+45	+30	+86	-0.10	-7.12	+0.65	+0.18	+0.022
Calving-Ease		\$W (Weaning)	\$F (Feedlot)	\$G (Grid)	\$B (Beef)				
★★		+23.92	+27.12	+32.34	+50.42				

Ranks in the Top 20% for Calving-Ease Direct, 2% for Milk EPD, 10% for MARB EPD, 15% for \$G, and 25% for \$B.

201 | EXAR PREDESTINED 84276 Act. BW 68
 Reg. No: +16145782 Tattoo: 84276 DOB: 9/4/2008 Adj. WW 660
 B/R NEW DESIGN 036 V D A R NEW TREND 315 Adj. YW 1,247
G A R PREDESTINED B/R BLACKCAP EMPRESS 76 Adj. SC 36.9
 G A R EXT 4206 N BAR EMULATION EXT G A R 6807 TRAVELER 1432
 GDAR SVF RUSS 184B G D A R EXECUTIVE 727 Adj. IMF 4.49
B A A R ROTH PRIMROSE 096 CV G D A R FOREVER LADY 719 EMULATION 31
 N BAR PRIMROSE 2424 PRIMROSE N BAR 9962 Adj. REA 15.6

CED	BW	WW	Milk	YW	SC	SEN	MARB	REA	Fat
+6	+3.7	+47	+24	+87	+0.41	-1.57	+0.59	+0.35	+0.036
Calving-Ease		\$W (Weaning)	\$F (Feedlot)	\$G (Grid)	\$B (Beef)				
★★		+22.86	+27.34	+29.21	+55.45				

Ranks in the Top 15% for MARB EPD, 20% for REA EPD, 20% for \$G, and 15% for \$B.

202 | EXAR PREDESTINED 84275 Act. BW 62
 Reg. No: +16145781 Tattoo: 84275 DOB: 9/4/2008 Adj. WW 640
 B/R NEW DESIGN 036 V D A R NEW TREND 315 Adj. YW 1,149
G A R PREDESTINED B/R BLACKCAP EMPRESS 76 Adj. SC 34.9
 G A R EXT 4206 N BAR EMULATION EXT G A R 6807 TRAVELER 1432
 GDAR SVF RUSS 184B G D A R EXECUTIVE 727 Adj. IMF 3.95
B A A R ROTH PRIMROSE 096 CV G D A R FOREVER LADY 719 EMULATION 31
 N BAR PRIMROSE 2424 PRIMROSE N BAR 9962 Adj. REA 15.6

CED	BW	WW	Milk	YW	SC	SEN	MARB	REA	Fat
+6	+3.7	+47	+24	+87	+0.14	-1.57	+0.54	+0.38	+0.035
Calving-Ease		\$W (Weaning)	\$F (Feedlot)	\$G (Grid)	\$B (Beef)				
★★		+22.86	+27.34	+29.22	+52.74				

Ranks in the Top 20% for MARB EPD, 15% for REA EPD, 20% for \$G, and 20% for \$B.

204 | EXAR PREDESTINED 809 [NH] Act. BW 84
 Reg. No: 16282230 Tattoo: 809 DOB: 7/29/2008 Adj. WW 750
 B/R NEW DESIGN 036 V D A R NEW TREND 315 Adj. YW 1,348
G A R PREDESTINED B/R BLACKCAP EMPRESS 76 Adj. SC 34.9
 G A R EXT 4206 N BAR EMULATION EXT G A R 6807 TRAVELER 1432
 STEVENSON BENCHMARK N190 C A FUTURE DIRECTION 5321 Adj. IMF 5.47
EXAR BONNIE 5393 STEVENSON ELGA L706 BON VIEW NEW DESIGN 1407
 EXAR BONNIE 1113 WK BONNIE 2041 Adj. REA 16.0

CED	BW	WW	Milk	YW	SC	SEN	MARB	REA	Fat
+8	+2.6	+48	+28	+91	+0.02	-6.74	+0.92	+0.39	+0.078
Calving-Ease		\$W (Weaning)	\$F (Feedlot)	\$G (Grid)	\$B (Beef)				
★★		+25.14	+30.93	+31.19	+54.79				

Ranks in the Top 20% for Calving-Ease Direct, 10% for Milk EPD, 25% for YW EPD, 1% for MARB EPD, 15% for REA EPD, 15% for \$G, and 15% for \$B. Big Ribeye scan of 16!

206 | EXAR PREDESTINED 83592 [NH] Act. BW 70
 Reg. No: 16129963 Tattoo: 83592 DOB: 9/30/2008 Adj. WW 549
 B/R NEW DESIGN 036 V D A R NEW TREND 315 Adj. YW 1,042
G A R PREDESTINED B/R BLACKCAP EMPRESS 76 Adj. SC 33.2
 G A R EXT 4206 N BAR EMULATION EXT G A R 6807 TRAVELER 1432
 TWIN VALLEY PRECISION E161 G A R PRECISION 1680 Adj. IMF 4.18
EXG BLACKBIRD LASS S626 R3 W C C BLACKCAP C9 B/R NEW DESIGN 323
 V A R BLACKBIRD LASS 0070 V A R BLACKBIRD LASS 5030 Adj. REA 14.1

CED	BW	WW	Milk	YW	SC	SEN	MARB	REA	Fat
+11	+1.7	+40	+20	+84	-0.05	+2.81	+0.63	+0.46	+0.011
Calving-Ease		\$W (Weaning)	\$F (Feedlot)	\$G (Grid)	\$B (Beef)				
★★★		+21.90	+27.06	+35.66	+57.62				

Ranks in the Top 4% for Calving-Ease Direct, 10% for MARB EPD, 10% for REA EPD, 5% for \$G, and 10% for \$B.



207 | EXAR PREDESTINED 83567 [NHF] Act. BW 72

Reg. No: 16129957 Tattoo: 83567 DOB: 9/12/2008
 B/R NEW DESIGN 036 V D A R NEW TREND 315
G A R PREDESTINED B/R BLACKCAP EMPRESS 76
 G A R EXT 4206 N BAR EMULATION EXT
 RITO 616 OF 4B20 6807 G A R 6807 TRAVELER 1432
EXAR BLACKCAP 2326 D H D TRAVELER 6807
 L C R D/D PRECISION 1 RITA 4B20 OF OFB1 BANDO
 G A R EXT 2104

CED	BW	WW	Milk	YW	SC	SEN	MARB	REA	Fat
+9	+2.2	+43	+23	+86	-0.02	-0.53	+0.72	+0.47	+0.023
Calving-Ease		\$W (Weaning)	\$F (Feedlot)	\$G (Grid)	\$B (Beef)				
★★★		+23.13	+27.88	+36.19	+59.84				

Ranks in the Top 15% for Calving-Ease Direct, 5% for MARB EPD, 10% for REA EPD, 4% for \$G, and 5% for \$B.

208 | EXAR RS PREDESTINED 83970 Act. BW 85

Reg. No: 16354025 Tattoo: 83970 DOB: 9/2/2008
 B/R NEW DESIGN 036 V D A R NEW TREND 315
G A R PREDESTINED B/R BLACKCAP EMPRESS 76
 G A R EXT 4206 N BAR EMULATION EXT
 BR MIDLAND G A R 6807 TRAVELER 1432
RAFTER S BLACKCAP R928 TWIN VALLEY PRECISION E161
 LEACHMAN BLACKCAP 8233 BR ROYAL LASS 7036-19
 S A F CHOICE PLUS
 LEACHMAN BLACKCAP 2046

CED	BW	WW	Milk	YW	SC	SEN	MARB	REA	Fat
+6	+3.5	+38	+21	+75	+0.01	+4.64	+0.89	+0.30	+0.016
Calving-Ease		\$W (Weaning)	\$F (Feedlot)	\$G (Grid)	\$B (Beef)				
★★		+19.64	+19.11	+39.65	+53.36				

Ranks in the Top 1% for MARB EPD, 25% for REA EPD, 1% for \$G, and 15% for \$B. Check out the %IMF of 6.17.

209 | EXAR FORESIGHT 83707 Act. BW 70

Reg. No: +16245454 Tattoo: 83707 DOB: 9/1/2008
 PAPA FORTE 1921 PAPA OPTIMA 9818
WOODHILL FORESIGHT PAPA ENVIOUS BLACKBIRD 8832
 BON VIEW GAMMER 85 BON VIEW BANDO 598
 BR MIDLAND TWIN VALLEY PRECISION E161
O S U EMPRESS 4181 BR ROYAL LASS 7036-19
 O S U EMPRESS 6188 KRUGERRANDS MONEYLINE
 D F EMPRESS 6079

CED	BW	WW	Milk	YW	SC	SEN	MARB	REA	Fat
+5	+3.2	+52	+22	+93	+0.71	-1.77	+0.32	+0.26	-0.013
Calving-Ease		\$W (Weaning)	\$F (Feedlot)	\$G (Grid)	\$B (Beef)				
★★		+25.02	+31.38	+25.89	+50.47				

Ranks in the Top 20% for WW EPD, 20% for YW EPD, 25% for \$F, and 25% for \$B.

210 | EXAR FORESIGHT 8508 TF Act. BW 85

Reg. No: 16157248 Tattoo: 8508 DOB: 9/23/2008
 PAPA FORTE 1921 PAPA OPTIMA 9818
WOODHILL FORESIGHT PAPA ENVIOUS BLACKBIRD 8832
 BON VIEW GAMMER 85 BON VIEW BANDO 598
 LEACHMAN RIGHT TIME N BAR EMULATION EXT
RR BLACKCAP 4247 LEACHMAN ERICA 0025
 LEACHMAN BLACKCAP 8231 S A F CHOICE PLUS
 LEACHMAN BLACKCAP 2046

CED	BW	WW	Milk	YW	SC	SEN	MARB	REA	Fat
+2	+3.3	+52	+26	+90	+1.15	-4.54	+0.34	+0.07	+0.016
Calving-Ease		\$W (Weaning)	\$F (Feedlot)	\$G (Grid)	\$B (Beef)				
★★		+26.49	+28.39	+19.15	+48.08				

Ranks in the Top 20% for WW EPD, 15% for Milk EPD, and 10% for Scrotal EPD.

211 | EXAR FORESIGHT 898 [AMF] Act. BW 73

Reg. No: +16205614 Tattoo: 898 DOB: 9/13/2008
 PAPA FORTE 1921 PAPA OPTIMA 9818
WOODHILL FORESIGHT PAPA ENVIOUS BLACKBIRD 8832
 BON VIEW GAMMER 85 BON VIEW BANDO 598
 PARAMONT AMBUSH 2172 BANDOLIER ESTON DURNESS 42B
G A R AMBUSH 75 E W S MISS BURGESS 1720
 G A R 6807 TRAVELER 673 D H D TRAVELER 6807
 G A R SCOTCH CAP 199

CED	BW	WW	Milk	YW	SC	SEN	MARB	REA	Fat
+2	+3.4	+48	+23	+85	+0.78	-0.13	+0.39	+0.17	-0.001
Calving-Ease		\$W (Weaning)	\$F (Feedlot)	\$G (Grid)	\$B (Beef)				
★★		+24.55	+25.00	+26.76	+46.90				

Ranks in the Top 25% for Scrotal EPD.

212 | EXAR RETAIL PRODUCT 86132 TF Act. BW 65

Reg. No: 16323029 Tattoo: 86132 DOB: 9/14/2008
 G A R PRECISION 1680 TEHAMA BANDO 155
G A R RETAIL PRODUCT 9J9 G A R 856
 G A R EXT 4927 N BAR EMULATION EXT
 G A R TRAVELER 641
 EXAR NEW LOOK 2971 BON VIEW NEW DESIGN 1407
EXAR ERICA 5964 N BAR PRIMROSE 2424
 EXAR ERICA 2837 ROCKN D AMBUSH 1531
 LEACHMAN ERICA 6267

CED	BW	WW	Milk	YW	SC	SEN	MARB	REA	Fat
+9	+1.3	+44	+20	+85	+0.22	+2.50	+0.38	+0.40	-0.008
Calving-Ease		\$W (Weaning)	\$F (Feedlot)	\$G (Grid)	\$B (Beef)				
★★★★		+25.12	+26.51	+30.38	+47.53				

Ranks in the Top 15% for Calving-Ease Direct, 15% for REA EPD, and 20% for \$G.

213 | EXAR TOTAL 84281 [AMF-NHF] Act. BW 60

Reg. No: +16145786 Tattoo: 84281 DOB: 9/15/2008
 BON VIEW NEW DESIGN 208 B/R NEW DESIGN 036
TC TOTAL 410 BON VIEW ERICA 443
 TC ERICA EILEEN 2047 TWIN VALLEY PRECISION E161
 TC ERICA EILEEN 5116
 B/R NEW DESIGN 036 V D A R NEW TREND 315
G A R NEW DESIGN 300 B/R BLACKCAP EMPRESS 76
 G A R PRIME TIME 698 GARDENS PRIME TIME
 G A R PRECISION 2606

CED	BW	WW	Milk	YW	SC	SEN	MARB	REA	Fat
+6	+2.2	+54	+34	+102	+1.24	-11.75	+0.64	+0.44	+0.027
Calving-Ease		\$W (Weaning)	\$F (Feedlot)	\$G (Grid)	\$B (Beef)				
★★★		+31.49	+39.78	+32.84	+61.84				

Ranks in the Top 15% for WW EPD, 1% for Milk EPD, 10% for YW EPD, 10% for Scrotal EPD, 10% for MARB EPD, 10% for REA EPD, 5% for \$W, 10% for \$F, 10% for \$G, and 3% for \$B.

214 | EXAR ONWARD 83628 Act. BW 70

Reg. No: 16203628 Tattoo: 83628 DOB: 10/19/2008
 CONNEALY ONWARD CONNEALY LEAD ON
EXAR ONWARD 6477 ALTUNE OF CONANGA 6104
 SOUTHERN MISS BARBARA 2710 B/R NEW FRONTIER 095
 SOUTHERN MISS 7524
 EXAR NOMINAL 3550 BR MIDLAND
EXAR SARAS DREAM 6129 R3 LASS L1
 EXAR SARAS DREAM 2966 NORTHERN IMPROVEMENT 4480 GF
 SARAS DREAM

CED	BW	WW	Milk	YW	SC	SEN	MARB	REA	Fat
+8	+2.1	+54	+21	+97	+0.56	-2.11	+0.27	+0.18	+0.004
Calving-Ease		\$W (Weaning)	\$F (Feedlot)	\$G (Grid)	\$B (Beef)				
★★★		+27.25	+34.64	+20.49	+48.36				

Ranks in the Top 20% for Calving-Ease Direct, 15% for WW EPD, 15% for YW EPD, and 15% for \$F.



Dam of Lot 217.

217 | EXAR PREDESTINED 9776B

Reg. No: +16285208 Tattoo: 9776B DOB: 2/14/2009

B/R NEW DESIGN 036	V D A R NEW TREND 315	Act. BW	75
G A R PREDESTINED	B/R BLACKCAP EMPRESS 76	Adj. WW	715
G A R EXT 4206	N BAR EMULATION EXT	Adj. YW	1,339
	G A R 6807 TRAVELER 1432	Adj. SC	38.3
BON VIEW NEW DESIGN 1407	B/R NEW DESIGN 036	Adj. IMF	5.71
G A R 1407 NEW DESIGN 663	BON VIEW PRIDE 664	Adj. REA	15.5
G A R PRECISION 1559	G A R PRECISION 1680		
	G A R EXT 704		

EPDs current as of 1/22/2010

CED	BW	WW	Milk	YW	SC	\$EN	MARB	REA	Fat
+9	+2.2	+47	+27	+89	+0.32	-2.89	+0.76	+0.32	+0.028
Calving-Ease		\$W (Weaning)	\$F (Feedlot)	\$G (Grid)	\$B (Beef)				
★★★		+28.04	+29.32	+33.87	+59.81				

Ranks in the Top 15% for Calving-Ease Direct, 10% for Milk EPD, 4% for MARB EPD, 25% for REA EPD, 25% for \$W, 10% for \$G, and 5% for \$B.

219 | EXAR AC PREDESTINED A906

Reg. No: 16377342 Tattoo: A906 DOB: 1/2/2009

B/R NEW DESIGN 036	V D A R NEW TREND 315	Act. BW	76
G A R PREDESTINED	B/R BLACKCAP EMPRESS 76	Adj. WW	691
G A R EXT 4206	N BAR EMULATION EXT	Adj. YW	1,297
	G A R 6807 TRAVELER 1432	Adj. SC	37.9
BR MIDLAND	TWIN VALLEY PRECISION E161	Adj. IMF	5.16
R T R RITA 5116	BR ROYAL LASS 7036-19	Adj. REA	14.3
PAF 1206 NEW DESIGN E019	B/R NEW DESIGN 036		
	G A R EXT 1206		

EPDs current as of 1/22/2010

CED	BW	WW	Milk	YW	SC	\$EN	MARB	REA	Fat
+8	+3.3	+50	+23	+97	+0.48	-3.93	+0.84	+0.22	+0.019
Calving-Ease		\$W (Weaning)	\$F (Feedlot)	\$G (Grid)	\$B (Beef)				
★★		+22.37	+36.22	+35.49	+61.13				

Ranks in the Top 20% for Calving-Ease Direct, 25% for WW EPD, 15% for YW EPD, 2% for MARB EPD, 15% for \$F, 5% for \$G, and 4% for \$B.

215 | EXAR EMULATION 83623

Reg. No: 16244180 Tattoo: 83623 DOB: 10/17/2008

N BAR EMULATION EXT	EMULATION N BAR 5522	Act. BW	65
EXAR EMULATION EXT 5087	N BAR PRIMROSE 2424	Adj. WW	643
AHLGRENS EXECUTIVE BETTY	G D A R EXECUTIVE 727	Adj. YW	1,166
	AHLGRENS BETTY 3336 K B	Adj. SC	32.8
ROCKN D AMBUSH 1531	PARAMONT AMBUSH 2172	Adj. IMF	4.26
ABAR MS AMBUSH S055	MS BLACKCAP BAND OF R D 1301	Adj. REA	14.9
PARTISOVER BURGESS 654	G A R SLEEP EASY 1009		
	PARTISOVER BURGESS 527		

EPDs current as of 1/22/2010

CED	BW	WW	Milk	YW	SC	\$EN	MARB	REA	Fat
+10	-0.3	+43	+17	+71	-0.46	+9.39	+0.30	+0.21	+0.010
Calving-Ease		\$W (Weaning)	\$F (Feedlot)	\$G (Grid)	\$B (Beef)				
★★★★		+29.34	+13.56	+23.43	+38.73				

Ranks in the Top 10% for Calving-Ease Direct, 10% for BW EPD, 15% for \$EN, and 15% for \$W.

216 | EXAR PREDESTINED 9061B

Reg. No: 16271897 Tattoo: 9061B DOB: 2/10/2009

B/R NEW DESIGN 036	V D A R NEW TREND 315	Act. BW	82
G A R PREDESTINED	B/R BLACKCAP EMPRESS 76	Adj. WW	759
G A R EXT 4206	N BAR EMULATION EXT	Adj. YW	1,484
	G A R 6807 TRAVELER 1432	Adj. SC	38.3
G A R GRID MAKER	G D A R TRAVELER 044	Adj. IMF	5.03
PF 6578 PRIMROSE 5071	G A R PRECISION 2536	Adj. REA	14.2
W C C PRIMROSE J146	B/R NEW DESIGN 323		
	N BAR PRIMROSE 2424		

EPDs current as of 1/22/2010

CED	BW	WW	Milk	YW	SC	\$EN	MARB	REA	Fat
+6	+3.5	+55	+23	+105	+0.20	-6.45	+0.63	+0.27	+0.014
Calving-Ease		\$W (Weaning)	\$F (Feedlot)	\$G (Grid)	\$B (Beef)				
★★		+22.91	+42.51	+31.46	+62.48				

Ranks in the Top 10% for WW EPD, 4% for YW EPD, 10% for MARB EPD, 4% for \$F, 15% for \$G, and 3% for \$B. Check out the outstanding yearling weight of 1,484 lbs.

218 | EXAR PREDESTINED 9299B [AMF]

Reg. No: +16392662 Tattoo: 9299B DOB: 1/27/2009

B/R NEW DESIGN 036	V D A R NEW TREND 315	Act. BW	60
G A R PREDESTINED	B/R BLACKCAP EMPRESS 76	Adj. WW	630
G A R EXT 4206	N BAR EMULATION EXT	Adj. YW	1,214
	G A R 6807 TRAVELER 1432	Adj. SC	32.7
BR MIDLAND	TWIN VALLEY PRECISION E161	Adj. IMF	7.17
MTN MEADOW BLACKCAP R5003	BR ROYAL LASS 7036-19	Adj. REA	15.8
G A R PRECISION 4539	G A R PRECISION 1680		
	G A R EXT 2104		

EPDs current as of 1/22/2010

CED	BW	WW	Milk	YW	SC	\$EN	MARB	REA	Fat
+8	+3.3	+49	+20	+91	-0.39	+0.66	+0.84	+0.48	+0.043
Calving-Ease		\$W (Weaning)	\$F (Feedlot)	\$G (Grid)	\$B (Beef)				
★★		+22.84	+30.54	+36.50	+59.38				

Ranks in the Top 20% for Calving-Ease Direct, 25% for YW EPD, 2% for MARB EPD, 10% for REA EPD, 3% for \$G, and 10% for \$B. Check out the %IMF of 7.17.

220 | EXAR AC PREDESTINED A907

Reg. No: 16377343 Tattoo: A907 DOB: 1/3/2009

B/R NEW DESIGN 036	V D A R NEW TREND 315	Act. BW	82
G A R PREDESTINED	B/R BLACKCAP EMPRESS 76	Adj. WW	649
G A R EXT 4206	N BAR EMULATION EXT	Adj. YW	1,372
	G A R 6807 TRAVELER 1432	Adj. SC	39.9
BR MIDLAND	TWIN VALLEY PRECISION E161	Adj. IMF	4.15
R T R RITA 5116	BR ROYAL LASS 7036-19	Adj. REA	16.3
PAF 1206 NEW DESIGN E019	B/R NEW DESIGN 036		
	G A R EXT 1206		

EPDs current as of 1/22/2010

CED	BW	WW	Milk	YW	SC	\$EN	MARB	REA	Fat
+8	+3.3	+50	+23	+97	+0.76	-3.93	+0.74	+0.35	+0.022
Calving-Ease		\$W (Weaning)	\$F (Feedlot)	\$G (Grid)	\$B (Beef)				
★★		+22.37	+36.22	+34.67	+62.17				

Ranks in the Top 20% for Calving-Ease Direct, 25% for WW EPD, 15% for YW EPD, 25% for Scrotal EPD, 4% for MARB EPD, 20% for REA EPD, 15% for \$F, 10% for \$G, and 3% for \$B. Big Ribeye scan of 16.3!



221 | EXAR PREDESTINED 9727B

Reg. No: +16261016 Tattoo: 9727B DOB: 1/15/2009

Act. BW 90
Adj. WW 662
Adj. YW 1,348
Adj. SC 38.3
Adj. IMF 5.35
Adj. REA 16.3

B/R NEW DESIGN 036 V D A R NEW TREND 315
G A R PREDESTINED B/R BLACKCAP EMPRESS 76
G A R EXT 4206 N BAR EMULATION EXT
G A R 6807 TRAVELER 1432
N BAR EMULATION EXT EMULATION N BAR 5522
SITZ JLS IDEAL 533P N BAR PRIMROSE 2424
IDEAL 4465 OF 6807 4286 D H D TRAVELER 6807
E E 4286 OF IDEAL 2240 1254

EPDs current as of 1/22/2010

CED	BW	WW	Milk	YW	SC	SEN	MARB	REA	Fat
+5	+3.2	+48	+24	+90	+0.00	-2.68	+0.59	+0.35	+0.025
Calving-Ease	\$W (Weaning)	\$F (Feedlot)	\$G (Grid)	\$B (Beef)					
★★	+23.55	+29.93	+30.84	+56.94					

Ranks in the Top 15% for MARB EPD, 20% for REA EPD, 15% for \$G, and 10% for \$B. Big Ribeye scan of 16.3!

223 | EXAR PENDLETON 9611B

Reg. No: 16394298 Tattoo: 9611B DOB: 2/4/2009

Act. BW 80
Adj. WW 914
Adj. YW 1,544
Adj. SC 45.0
Adj. IMF 4.63
Adj. REA 14.6

S A V FINAL ANSWER 0035 SITZ TRAVELER 8180
HARB PENDLETON 765 J H S A V EMULOUS 8145
H A R B BLACK LADY 375 J H H A R B HIGH PLAINS 975 JH
H A R B BLACK LADY 073 J H H A R B BLACK LADY 073 J H
BR MIDLAND TWIN VALLEY PRECISION E161
EXAR FOREVER LADY 2197 BR ROYAL LASS 7036-19
V A R FOREVER LADY 4304 G D A R EXECUTIVE 727
BLACKCAP LADY 384 G D A R

EPDs current as of 1/22/2010

CED	BW	WW	Milk	YW	SC	SEN	MARB	REA	Fat
+6	+2.0	+61	+22	+108	+1.30	-6.49	+0.20	+0.11	+0.029
Calving-Ease	\$W (Weaning)	\$F (Feedlot)	\$G (Grid)	\$B (Beef)					
★★★	+29.02	+43.22	+12.69	+44.30					

Ranks in the Top 2% for WW EPD, 3% for YW EPD, 5% for Scrotal EPD, 20% for \$W, and 4% for \$F. Note the outstanding weaning weight of 914 lbs. and yearling weight of 1,544 lbs.

224 | EXAR PENDLETON 9538B

Reg. No: 16263499 Tattoo: 9538B DOB: 1/10/2009

Act. BW 82
Adj. WW 929
Adj. YW 1,487
Adj. SC 42.2
Adj. IMF 3.84
Adj. REA 15.3

S A V FINAL ANSWER 0035 SITZ TRAVELER 8180
HARB PENDLETON 765 J H S A V EMULOUS 8145
H A R B BLACK LADY 375 J H H A R B HIGH PLAINS 975 JH
H A R B BLACK LADY 073 J H H A R B BLACK LADY 073 J H
BR MIDLAND TWIN VALLEY PRECISION E161
EXAR MINA 7670 BR ROYAL LASS 7036-19
WK MINA 3083 SUMMITCREST HIGH PRIME 0H29
WK MINA 1287

EPDs current as of 1/22/2010

CED	BW	WW	Milk	YW	SC	SEN	MARB	REA	Fat
+4	+2.8	+63	+24	+104	+0.96	-7.05	+0.24	+0.07	+0.029
Calving-Ease	\$W (Weaning)	\$F (Feedlot)	\$G (Grid)	\$B (Beef)					
★★	+30.39	+38.24	+15.63	+41.00					

Ranks in the Top 2% for WW EPD, 5% for YW EPD, 15% for Scrotal EPD, 10% for \$W, and 10% for \$F. Note the outstanding weaning weight of 929 lbs. and yearling weight of 1,487 lbs.

226 | EXAR PENDLETON 9552B

Reg. No: 16259397 Tattoo: 9552B DOB: 1/13/2009

Act. BW 78
Adj. WW 851
Adj. YW 1,381
Adj. SC 40.3
Adj. IMF 5.25
Adj. REA 13.6

S A V FINAL ANSWER 0035 SITZ TRAVELER 8180
HARB PENDLETON 765 J H S A V EMULOUS 8145
H A R B BLACK LADY 375 J H H A R B HIGH PLAINS 975 JH
H A R B BLACK LADY 073 J H H A R B BLACK LADY 073 J H
GARDENS PRIME STAR N BAR PRIME TIME D806
EXAR RACQUEL 2007 GREEN GARDEN JILT C242 S1
EXAR MISS NEW DESIGN 5184 BR MIDLAND
GB NEW DESIGN 214

EPDs current as of 1/22/2010

CED	BW	WW	Milk	YW	SC	SEN	MARB	REA	Fat
+9	+1.6	+54	+22	+98	+0.73	-3.33	+0.53	+0.01	+0.060
Calving-Ease	\$W (Weaning)	\$F (Feedlot)	\$G (Grid)	\$B (Beef)					
★★★	+28.19	+35.66	+21.00	+41.90					

Ranks in the Top 15% for Calving-Ease Direct, 15% for WW EPD, 15% for YW EPD, 20% for MARB EPD, 25% for \$W, and 15% for \$F. Note the outstanding weaning weight of 851 lbs.

222 | EXAR PREDESTINED 9107

Reg. No: 16374673 Tattoo: 9107 DOB: 1/20/2009

Act. BW 88
Adj. WW 711
Adj. YW 1,277
Adj. SC 41.5
Adj. IMF 4.97
Adj. REA 16.1

B/R NEW DESIGN 036 V D A R NEW TREND 315
G A R PREDESTINED B/R BLACKCAP EMPRESS 76
G A R EXT 4206 N BAR EMULATION EXT
G A R 6807 TRAVELER 1432
O C C GREAT PLAINS 943G N BAR EMULATION EXT
THOMAS BLACKBIRD 31025 DIXIE ERICA OF C H 1019
THOMAS BLACKBIRD 1876 RITO 616 OF 4B20 6807
THOMAS BLACKBIRD 9724

EPDs current as of 1/22/2010

CED	BW	WW	Milk	YW	SC	SEN	MARB	REA	Fat
+7	+2.8	+51	+26	+92	+0.55	-5.16	+0.55	+0.41	+0.029
Calving-Ease	\$W (Weaning)	\$F (Feedlot)	\$G (Grid)	\$B (Beef)					
★★	+26.24	+30.76	+31.02	+53.97					

Ranks in the Top 25% for WW EPD, 15% for Milk EPD, 25% for YW EPD, 15% for MARB EPD, 10% for REA EPD, 15% for \$G, and 15% for \$B. Big Ribeye scan of 16.1!



LOT 223

225 | EXAR PENDLETON 9627B

Reg. No: 16274826 Tattoo: 9627B DOB: 2/6/2009

Act. BW 78
Adj. WW 857
Adj. YW 1,353
Adj. SC 39.0
Adj. IMF 4.57
Adj. REA 14.2

S A V FINAL ANSWER 0035 SITZ TRAVELER 8180
HARB PENDLETON 765 J H S A V EMULOUS 8145
H A R B BLACK LADY 375 J H H A R B HIGH PLAINS 975 JH
H A R B BLACK LADY 073 J H H A R B BLACK LADY 073 J H
EXAR NOMINAL 3550 BR MIDLAND
EXAR MISS EMULOUS 3377 R3 LASS L1
EXAR MISS EMULOUS 2467 NORTHERN IMPROVEMENT 4480 GF
GREENWAY MISS EMULOUS 717

EPDs current as of 1/22/2010

CED	BW	WW	Milk	YW	SC	SEN	MARB	REA	Fat
+7	+1.6	+56	+20	+93	+0.58	+0.04	+0.18	-0.14	+0.010
Calving-Ease	\$W (Weaning)	\$F (Feedlot)	\$G (Grid)	\$B (Beef)					
★★★	+30.65	+29.83	+13.09	+34.24					

Ranks in the Top 10% for WW EPD, 20% for YW EPD, and 10% for \$W. Note the outstanding weaning weight of 857 lbs.

227 | EXAR PENDLETON 9541B

Reg. No: 16259395 Tattoo: 9541B DOB: 1/12/2009

Act. BW 66
Adj. WW 790
Adj. YW 1,308
Adj. SC 40.2
Adj. IMF 5.08
Adj. REA 15.6

S A V FINAL ANSWER 0035 SITZ TRAVELER 8180
HARB PENDLETON 765 J H S A V EMULOUS 8145
H A R B BLACK LADY 375 J H H A R B HIGH PLAINS 975 JH
H A R B BLACK LADY 073 J H H A R B BLACK LADY 073 J H
BR MIDLAND TWIN VALLEY PRECISION E161
EXAR TIGER LADY 3477 BR ROYAL LASS 7036-19
EXAR TIGER LADY H 514 EXAR NEW LOOK 2971
EXAR TIGER LADY 2228

EPDs current as of 1/22/2010

CED	BW	WW	Milk	YW	SC	SEN	MARB	REA	Fat
+12	-0.3	+52	+20	+95	+0.73	-0.59	+0.42	+0.20	+0.037
Calving-Ease	\$W (Weaning)	\$F (Feedlot)	\$G (Grid)	\$B (Beef)					
★★★	+29.24	+33.39	+24.10	+44.36					

Ranks in the Top 2% for Calving-Ease Direct, 10% for BW EPD, 20% for WW EPD, 20% for YW EPD, 15% for \$W, and 20% for \$F.



228 | EXAR PENDLETON 9761B

Reg. No: +16274845 Tattoo: 9761B DOB: 2/9/2009

S A V FINAL ANSWER 0035	SITZ TRAVELER 8180	Act. BW	84
HARB PENDLETON 765 J H	S A V EMULOUS 8145	Adj. WW	800
H A R B BLACK LADY 375 J H	H A R B HIGH PLAINS 975 JH	Adj. YW	1,507
	H A R B BLACK LADY 073 J H	Adj. SC	40.1
BON VIEW NEW DESIGN 208	B/R NEW DESIGN 036	Adj. IMF	4.51
THREE TREES BLACKCAP 5554	BON VIEW ERICA 443	Adj. REA	16.3
G A R PRECISION 4519	G A R PRECISION 1680		
	G A R EXT 2104		

EPDs current as of 1/22/2010

CED	BW	WW	Milk	YW	SC	SEN	MARB	REA	Fat
+11	+0.1	+52	+29	+90	+0.94	-7.39	+0.25	-0.10	+0.032

Calving-Ease	\$W (Weaning)	\$F (Feedlot)	\$G (Grid)	\$B (Beef)
★★★★	+32.05	+28.39	+12.20	+36.86

Ranks in the Top 4% for Calving-Ease Direct, 15% for BW EPD, 20% for WW EPD, 4% for Milk EPD, 15% for Scrotal EPD, and 4% for \$W. Check out the outstanding yearling weight of 1,507 lbs. and a Big Ribeye scan of 16.3!

230 | EXAR PENDLETON 9734B

Reg. No: +16274830 Tattoo: 9734B DOB: 2/1/2009

S A V FINAL ANSWER 0035	SITZ TRAVELER 8180	Act. BW	65
HARB PENDLETON 765 J H	S A V EMULOUS 8145	Adj. WW	609
H A R B BLACK LADY 375 J H	H A R B HIGH PLAINS 975 JH	Adj. YW	1,254
	H A R B BLACK LADY 073 J H	Adj. SC	36.9
BON VIEW NEW DESIGN 208	B/R NEW DESIGN 036	Adj. IMF	4.50
THREE TREES BLACKCAP 5554	BON VIEW ERICA 443	Adj. REA	12.9
G A R PRECISION 4519	G A R PRECISION 1680		
	G A R EXT 2104		

EPDs current as of 1/22/2010

CED	BW	WW	Milk	YW	SC	SEN	MARB	REA	Fat
+11	-1.2	+49	+29	+89	+0.59	-7.08	+0.26	-0.23	+0.031

Calving-Ease	\$W (Weaning)	\$F (Feedlot)	\$G (Grid)	\$B (Beef)
★★★★	+31.44	+28.55	+12.50	+30.95

Ranks in the Top 4% for Calving-Ease Direct, 3% for BW EPD, 4% for Milk EPD, and 5% for \$W.

232 | EXAR PENDLETON 9739B

Reg. No: +16274833 Tattoo: 9739B DOB: 2/1/2009

S A V FINAL ANSWER 0035	SITZ TRAVELER 8180	Act. BW	76
HARB PENDLETON 765 J H	S A V EMULOUS 8145	Adj. WW	673
H A R B BLACK LADY 375 J H	H A R B HIGH PLAINS 975 JH	Adj. YW	1,359
	H A R B BLACK LADY 073 J H	Adj. SC	38.9
BON VIEW NEW DESIGN 208	B/R NEW DESIGN 036	Adj. IMF	4.88
THREE TREES BLACKCAP 5554	BON VIEW ERICA 443	Adj. REA	16.9
G A R PRECISION 4519	G A R PRECISION 1680		
	G A R EXT 2104		

EPDs current as of 1/22/2010

CED	BW	WW	Milk	YW	SC	SEN	MARB	REA	Fat
+11	+0.1	+52	+29	+90	+0.76	-7.39	+0.29	-0.01	+0.031

Calving-Ease	\$W (Weaning)	\$F (Feedlot)	\$G (Grid)	\$B (Beef)
★★★★	+32.05	+28.39	+16.91	+36.99

Ranks in the Top 4% for Calving-Ease Direct, 15% for BW EPD, 20% for WW EPD, 4% for Milk EPD, 25% for Scrotal EPD, and 4% for \$W. Big Ribeye scan of 16.9!

234 | EXAR MONEYMAKER 9219B

Reg. No: +16265250 Tattoo: 9219B DOB: 1/23/2009

BOYD ON TARGET 1083	S A F 598 BANDO 5175	Act. BW	76
STEVENS ON MONEYMAKER R185	BOYD FOREVER LADY 7095	Adj. WW	727
STEVENS ON CLOVA PRIDE L888	VDAR AMBUSH 2478	Adj. YW	1,401
	STEVENS ON CLOVA PRIDE 712H	Adj. SC	38.6
EXAR NEW LOOK 2971	BON VIEW NEW DESIGN 1407	Adj. IMF	4.07
EXAR FOREVER LADY 5563	N BAR PRIMROSE 2424	Adj. REA	19.1
MAPLE LANE FOREVER LADY 9280	TWIN VALLEY PRECISION E161		
	T R A FOREVER LADY 737		

EPDs current as of 1/22/2010

CED	BW	WW	Milk	YW	SC	SEN	MARB	REA	Fat
+4	+3.6	+55	+23	+106	+0.50	-6.77	+0.23	+0.38	+0.049

Calving-Ease	\$W (Weaning)	\$F (Feedlot)	\$G (Grid)	\$B (Beef)
★★	+22.38	+43.57	+18.58	+39.95

Ranks in the Top 10% for WW EPD, 4% for YW EPD, 15% for REA EPD, and 3% for \$F. Check out the outstanding yearling weight of 1,401 lbs. and a Big Ribeye scan of 19.1!

229 | EXAR PENDLETON 9735B

Reg. No: +16274831 Tattoo: 9735B DOB: 2/1/2009

S A V FINAL ANSWER 0035	SITZ TRAVELER 8180	Act. BW	77
HARB PENDLETON 765 J H	S A V EMULOUS 8145	Adj. WW	724
H A R B BLACK LADY 375 J H	H A R B HIGH PLAINS 975 JH	Adj. YW	1,274
	H A R B BLACK LADY 073 J H	Adj. SC	42.9
BON VIEW NEW DESIGN 208	B/R NEW DESIGN 036	Adj. IMF	4.94
THREE TREES BLACKCAP 5554	BON VIEW ERICA 443	Adj. REA	13.9
G A R PRECISION 4519	G A R PRECISION 1680		
	G A R EXT 2104		

EPDs current as of 1/22/2010

CED	BW	WW	Milk	YW	SC	SEN	MARB	REA	Fat
+11	+0.1	+52	+29	+90	+1.32	-7.39	+0.30	-0.20	+0.024

Calving-Ease	\$W (Weaning)	\$F (Feedlot)	\$G (Grid)	\$B (Beef)
★★★★	+32.05	+28.39	+16.13	+32.78

Ranks in the Top 4% for Calving-Ease Direct, 15% for BW EPD, 20% for WW EPD, 4% for Milk EPD, 4% for Scrotal EPD, and 4% for \$W.

231 | EXAR PENDLETON 9764B

Reg. No: +16287498 Tattoo: 9764B DOB: 2/9/2009

S A V FINAL ANSWER 0035	SITZ TRAVELER 8180	Act. BW	76
HARB PENDLETON 765 J H	S A V EMULOUS 8145	Adj. WW	652
H A R B BLACK LADY 375 J H	H A R B HIGH PLAINS 975 JH	Adj. YW	1,297
	H A R B BLACK LADY 073 J H	Adj. SC	38.1
BON VIEW NEW DESIGN 208	B/R NEW DESIGN 036	Adj. IMF	4.90
THREE TREES BLACKCAP 5554	BON VIEW ERICA 443	Adj. REA	16.1
G A R PRECISION 4519	G A R PRECISION 1680		
	G A R EXT 2104		

EPDs current as of 1/22/2010

CED	BW	WW	Milk	YW	SC	SEN	MARB	REA	Fat
+11	+0.1	+52	+29	+90	+0.66	-7.39	+0.29	-0.05	+0.024

Calving-Ease	\$W (Weaning)	\$F (Feedlot)	\$G (Grid)	\$B (Beef)
★★★★	+32.05	+28.39	+17.72	+36.13

Ranks in the Top 4% for Calving-Ease Direct, 15% for BW EPD, 20% for WW EPD, 4% for Milk EPD, and 4% for \$W. Big Ribeye scan of 16.1!

233 | EXAR MONEYMAKER 92168

Reg. No: +16265244 Tattoo: 92168 DOB: 1/17/2009

BOYD ON TARGET 1083	S A F 598 BANDO 5175	Act. BW	74
STEVENS ON MONEYMAKER R185	BOYD FOREVER LADY 7095	Adj. WW	721
STEVENS ON CLOVA PRIDE L888	VDAR AMBUSH 2478	Adj. YW	1,406
	STEVENS ON CLOVA PRIDE 712H	Adj. SC	37.4
EXAR NEW LOOK 2971	BON VIEW NEW DESIGN 1407	Adj. IMF	4.99
EXAR FOREVER LADY 5563	N BAR PRIMROSE 2424	Adj. REA	15.5
MAPLE LANE FOREVER LADY 9280	TWIN VALLEY PRECISION E161		
	T R A FOREVER LADY 737		

EPDs current as of 1/22/2010

CED	BW	WW	Milk	YW	SC	SEN	MARB	REA	Fat
+4	+3.6	+55	+23	+106	+0.34	-6.77	+0.33	+0.13	+0.038

Calving-Ease	\$W (Weaning)	\$F (Feedlot)	\$G (Grid)	\$B (Beef)
★★	+22.38	+43.57	+20.29	+41.66

Ranks in the Top 10% for WW EPD, 4% for YW EPD, and 3% for \$F. Check out the outstanding yearling weight of 1,406 lbs.

235 | EXAR MONEYMAKER 9220B

Reg. No: +16267858 Tattoo: 9220B DOB: 1/23/2009

BOYD ON TARGET 1083	S A F 598 BANDO 5175	Act. BW	72
STEVENS ON MONEYMAKER R185	BOYD FOREVER LADY 7095	Adj. WW	725
STEVENS ON CLOVA PRIDE L888	VDAR AMBUSH 2478	Adj. YW	1,432
	STEVENS ON CLOVA PRIDE 712H	Adj. SC	35.6
EXAR NEW LOOK 2971	BON VIEW NEW DESIGN 1407	Adj. IMF	5.82
EXAR FOREVER LADY 5563	N BAR PRIMROSE 2424	Adj. REA	16.9
MAPLE LANE FOREVER LADY 9280	TWIN VALLEY PRECISION E161		
	T R A FOREVER LADY 737		

EPDs current as of 1/22/2010

CED	BW	WW	Milk	YW	SC	SEN	MARB	REA	Fat
+4	+3.6	+55	+23	+106	+0.09	-6.77	+0.42	+0.22	+0.034

Calving-Ease	\$W (Weaning)	\$F (Feedlot)	\$G (Grid)	\$B (Beef)
★★	+22.38	+43.57	+25.00	+47.09

Ranks in the Top 10% for WW EPD, 4% for YW EPD, and 3% for \$F. Check out the outstanding yearling weight of 1,432 lbs. and a Big Ribeye scan of 16.9!



236 | **EXAR MONEYMAKER 9201B**^[AMF-NHF] Act. BW 72
 Reg. No: +16265225 Tattoo: 9201B DOB: 1/1/2009 Adj. WW 700
 BOYD ON TARGET 1083 S A F 598 BANDO 5175 Adj. YW 1,345
 STEVENSON MONEYMAKER R185 BOYD FOREVER LADY 7095 Adj. SC 38.9
 STEVENSON CLOVA PRIDE L888 VDAR AMBUSH 2478 Adj. IMF 4.56
 B/R NEW DESIGN 036 V D A R NEW TREND 315 Adj. REA 13.7
 G A R NEW DESIGN 300 B/R BLACKCAP EMPRESS 76
 G A R PRIME TIME 698..... GARDENS PRIME TIME
 G A R PRECISION 2606

EPDs current as of 1/22/2010

CED	BW	WW	Milk	YW	SC	\$EN	MARB	REA	Fat
+6	+2.2	+50	+29	+96	+0.88	-6.28	+0.42	-0.05	+0.069

Calving-Ease	\$W (Weaning)	\$F (Feedlot)	\$G (Grid)	\$B (Beef)
★★★	+28.94	+35.20	+14.38	+36.75

Ranks in the Top 25% for WW EPD, 4% for Milk EPD, 15% for YW EPD, 20% for Scrotal EPD, 20% for \$W, and 15% for \$F.

237 | **EXAR MONEYMAKER 9710B** Act. BW 83
 Reg. No: +16256560 Tattoo: 9710B DOB: 1/8/2009 Adj. WW 628
 BOYD ON TARGET 1083 S A F 598 BANDO 5175 Adj. YW 1,351
 STEVENSON MONEYMAKER R185 BOYD FOREVER LADY 7095 Adj. SC 37.1
 STEVENSON CLOVA PRIDE L888 VDAR AMBUSH 2478 Adj. IMF 4.58
 B/R NEW DESIGN 036 V D A R NEW TREND 315 Adj. REA 15.1
 G A R NEW DESIGN 930 B/R BLACKCAP EMPRESS 76
 G A R PRECISION 2536..... G A R PRECISION 1680
 G A R EXT 2104

EPDs current as of 1/22/2010

CED	BW	WW	Milk	YW	SC	\$EN	MARB	REA	Fat
+5	+2.8	+56	+21	+99	+0.43	-0.62	+0.26	+0.08	+0.057

Calving-Ease	\$W (Weaning)	\$F (Feedlot)	\$G (Grid)	\$B (Beef)
★★	+28.67	+35.89	+14.43	+31.99

Ranks in the Top 10% for WW EPD, 10% for YW EPD, 20% for \$W, and 15% for \$F.

238 | **EXAR MONEYMAKER 9331B** Act. BW 88
 Reg. No: +16280903 Tattoo: 9331B DOB: 2/10/2009 Adj. WW 668
 BOYD ON TARGET 1083 S A F 598 BANDO 5175 Adj. YW 1,322
 STEVENSON MONEYMAKER R185 BOYD FOREVER LADY 7095 Adj. SC 37.2
 STEVENSON CLOVA PRIDE L888 VDAR AMBUSH 2478 Adj. IMF 6.35
 BR MIDLAND TWIN VALLEY PRECISION E161 Adj. REA 13.7
 STEVENSON HEATHER ZELDA 2424 BR ROYAL LASS 7036-19
 STEVENSON HEATHER ZELDA 45M1.. ROCKN D AMBUSH 1531
 W J S HEATHER ZELDA 925Y

EPDs current as of 1/22/2010

CED	BW	WW	Milk	YW	SC	\$EN	MARB	REA	Fat
+7	+1.6	+52	+15	+93	+0.34	+4.52	+0.65	-0.08	+0.023

Calving-Ease	\$W (Weaning)	\$F (Feedlot)	\$G (Grid)	\$B (Beef)
★★★	+26.49	+31.38	+30.21	+41.97

Ranks in the Top 20% for WW EPD, 20% for YW EPD, 10% for MARB EPD, 25% for \$F, and 20% for \$G. Check out the %IMF of 6.35.



Dam of Lots 238 & 456.

239 | **EXAR AC TOTAL A934** Act. BW 86
 Reg. No: 16383760 Tattoo: A934 DOB: 1/19/2009 Adj. WW 734
 BON VIEW NEW DESIGN 208 B/R NEW DESIGN 036 Adj. YW 1,348
 TC TOTAL 410 BON VIEW ERICA 443 Adj. SC 38.5
 TC ERICA EILEEN 2047..... TWIN VALLEY PRECISION E161 Adj. IMF 4.63
 LEACHMAN RIGHT TIME..... N BAR EMULATION EXT Adj. REA 16.0
 PF 2700 EVINCES 2102 LEACHMAN ERICA 0025
 PF 3101 EVINCES 9286 KRUGERRANDS MONEYLINE
 P A F EVINCES 541

EPDs current as of 1/22/2010

CED	BW	WW	Milk	YW	SC	\$EN	MARB	REA	Fat
+8	+0.8	+58	+23	+99	+0.24	-4.56	+0.34	+0.25	+0.012

Calving-Ease	\$W (Weaning)	\$F (Feedlot)	\$G (Grid)	\$B (Beef)
★★★	+31.78	+35.10	+24.22	+48.09

Ranks in the Top 20% for Calving-Ease Direct, 25% for BW EPD, 5% for WW EPD, 10% for YW EPD, 4% for \$W, and 15% for \$F. Big Ribeye scan of 16.0!

240 | **EXAR TOTAL 9303B** Act. BW 68
 Reg. No: +16288119 Tattoo: 9303B DOB: 1/28/2009 Adj. WW 603
 BON VIEW NEW DESIGN 208 B/R NEW DESIGN 036 Adj. YW 1,198
 TC TOTAL 410 BON VIEW ERICA 443 Adj. SC 34.7
 TC ERICA EILEEN 2047..... TWIN VALLEY PRECISION E161 Adj. IMF 4.75
 KRUGERRANDS MONEYLINE KRUGERRAND OF DONAMERE 490 Adj. REA 16.4
 WK WINNIE 7305 ANKONY 5G00 BLACKBIRD GC017
 WK WINNIE 5460 CENTENNIAL HERO 510
 WINNIE 93-820

EPDs current as of 1/22/2010

CED	BW	WW	Milk	YW	SC	\$EN	MARB	REA	Fat
+5	+2.4	+54	+18	+94	+0.07	+5.09	+0.38	+0.47	-0.027

Calving-Ease	\$W (Weaning)	\$F (Feedlot)	\$G (Grid)	\$B (Beef)
★★★	+30.37	+31.60	+31.84	+55.02

Ranks in the Top 15% for WW EPD, 20% for YW EPD, 10% for REA EPD, 10% for \$W, 25% for \$F, 15% for \$G, and 15% for \$B. Big Ribeye scan of 16.4!





LOT 241

242 | EXAR FRANCHISE 9442B [NHF] Act. BW 72

Reg. No: 16285120 Tattoo: 9442B DOB: 2/4/2009

C A FUTURE DIRECTION 5321 ... G A R PRECISION 1680
 BASIN FRANCHISE P142 ... C A MISS POWER FIX 308
 BASIN CHLOE 812L ... GARDENS EXPEDITION
 BASIN CHLOE 812L ... BASIN CHLOE 6198
 EXAR 263C ... BON VIEW NEW DESIGN 1407
 EXAR BLACKCAP T018 ... EXAR JUNE C 3577
 EXG MISS BANDO R646 R3 ... KG DAKOTA
 KTK MISS BANDO 620

EPDs current as of 1/22/2010

CED	BW	WW	Milk	YW	SC	SEN	MARB	REA	Fat
+8	+1.4	+53	+28	+92	+0.12	-7.05	+0.43	+0.40	+0.008
Calving-Ease		\$W (Weaning)	\$F (Feedlot)	\$G (Grid)	\$B (Beef)				
★★★★		+30.74	+29.99	+28.72	+54.84				

Ranks in the Top 20% for Calving-Ease Direct, 15% for WW EPD, 10% for Milk EPD, 25% for YW EPD, 15% for REA EPD, 10% for \$W, 25% for \$G, and 15% for \$B.

244 | EXAR FRANCHISE 9415B [NHF] Act. BW 50

Reg. No: 16312598 Tattoo: 9415B DOB: 1/14/2009

C A FUTURE DIRECTION 5321 ... G A R PRECISION 1680
 BASIN FRANCHISE P142 ... C A MISS POWER FIX 308
 BASIN CHLOE 812L ... GARDENS EXPEDITION
 BASIN CHLOE 812L ... BASIN CHLOE 6198
 RITO 2 878 OF 2536 BVND 878 ... BON VIEW NEW DESIGN 878
 LIMESTONE RUBY T297 ... G A R PRECISION 2536
 BASIN RUBY 897P ... BASIN MAX 602C
 BASIN RUBY 993

EPDs current as of 1/22/2010

CED	BW	WW	Milk	YW	SC	SEN	MARB	REA	Fat
+15	-2.2	+40	+26	+72	+0.28	+0.93	+0.41	+0.66	+0.035
Calving-Ease		\$W (Weaning)	\$F (Feedlot)	\$G (Grid)	\$B (Beef)				
★★★★		+30.63	+15.56	+30.61	+43.52				

Ranks in the Top 1% for Calving-Ease Direct, 1% for BW EPD, 15% for Milk EPD, 1% for REA EPD, 10% for \$W, and 20% for \$G. Big Ribeye scan of 16.7!

246 | EXAR FRANCHISE 9258B [AMF-NHF] Act. BW 75

Reg. No: +16314030 Tattoo: 9258B DOB: 1/19/2009

C A FUTURE DIRECTION 5321 ... G A R PRECISION 1680
 BASIN FRANCHISE P142 ... C A MISS POWER FIX 308
 BASIN CHLOE 812L ... GARDENS EXPEDITION
 BASIN CHLOE 812L ... BASIN CHLOE 6198
 RITO 112 OF 2536 RITO 616 ... RITO 616 OF 4B20 6807
 EXAR EMULATION 4407 ... G A R PRECISION 2536
 G A R 6148 EMULATION 1119 ... FINKS 5522-6148
 G A R 6807 TRAVELER 504

EPDs current as of 1/22/2010

CED	BW	WW	Milk	YW	SC	SEN	MARB	REA	Fat
+8	+2.6	+58	+29	+104	+0.18	-11.41	+0.64	+0.23	+0.004
Calving-Ease		\$W (Weaning)	\$F (Feedlot)	\$G (Grid)	\$B (Beef)				
★★		+28.52	+40.25	+32.91	+61.60				

Ranks in the Top 20% for Calving-Ease Direct, 5% for WW EPD, 4% for Milk EPD, 5% for YW EPD, 10% for MARB EPD, 20% for \$W, 10% for \$F, 10% for \$G, and 4% for \$B.

241 | EXAR FRANCHISE 9416B [NHF] Act. BW 72

Reg. No: 16265293 Tattoo: 9416B DOB: 1/14/2009

C A FUTURE DIRECTION 5321 ... G A R PRECISION 1680
 BASIN FRANCHISE P142 ... C A MISS POWER FIX 308
 BASIN CHLOE 812L ... GARDENS EXPEDITION
 BASIN CHLOE 812L ... BASIN CHLOE 6198
 EXG CHEROKEE M513 R3 ... BON VIEW NEW DESIGN 1407
 EXAR BLACKBIRD T343 ... ERISKAY OF ROLLIN ROCK 3526
 BLACKBIRD OF ROLLIN ROCK 2811 ... SITZ TRAVELER 7725
 BLACKBIRD OF RR 0641

EPDs current as of 1/22/2010

CED	BW	WW	Milk	YW	SC	SEN	MARB	REA	Fat
+10	+0.3	+47	+27	+87	+0.16	-4.56	+0.36	+0.41	+0.019
Calving-Ease		\$W (Weaning)	\$F (Feedlot)	\$G (Grid)	\$B (Beef)				
★★★★		+29.01	+27.34	+25.64	+50.02				

Ranks in the Top 10% for Calving-Ease Direct, 15% for BW EPD, 10% for Milk EPD, 10% for REA EPD, 20% for \$W, and 25% for \$B. Check out the outstanding yearling weight of 1,408 lbs. and a Big Ribeye scan of 16.8!

243 | EXAR FRANCHISE 9405B [NHF] Act. BW 64

Reg. No: 16265273 Tattoo: 9405B DOB: 1/9/2009

C A FUTURE DIRECTION 5321 ... G A R PRECISION 1680
 BASIN FRANCHISE P142 ... C A MISS POWER FIX 308
 BASIN CHLOE 812L ... GARDENS EXPEDITION
 BASIN CHLOE 812L ... BASIN CHLOE 6198
 EXG CHEROKEE M513 R3 ... BON VIEW NEW DESIGN 1407
 EXAR MADDIE T338 ... ERISKAY OF ROLLIN ROCK 3526
 R R MADDIE D 0392 ... TC DIVIDEND 963
 MC PHERSONS F B 1039

EPDs current as of 1/22/2010

CED	BW	WW	Milk	YW	SC	SEN	MARB	REA	Fat
+12	-0.2	+37	+23	+68	+0.02	+4.91	+0.36	+0.38	+0.005
Calving-Ease		\$W (Weaning)	\$F (Feedlot)	\$G (Grid)	\$B (Beef)				
★★★★		+27.32	+12.94	+28.45	+41.81				

Ranks in the Top 2% for Calving-Ease Direct, 10% for BW EPD, 15% for REA EPD, and 25% for \$G.

245 | EXAR FRANCHISE 9564B [NHF] Act. BW 74

Reg. No: 16256504 Tattoo: 9564B DOB: 1/17/2009

C A FUTURE DIRECTION 5321 ... G A R PRECISION 1680
 BASIN FRANCHISE P142 ... C A MISS POWER FIX 308
 BASIN CHLOE 812L ... GARDENS EXPEDITION
 BASIN CHLOE 812L ... BASIN CHLOE 6198
 GARDENS PRIME STAR ... N BAR PRIME TIME D806
 EXAR SWEET PEA 1767 ... GREEN GARDEN JILT C242 S1
 EXAR SWEET PEA 5572 ... THREE TREES PRIME CUT 0145
 WK SWEET PEA 3120

EPDs current as of 1/22/2010

CED	BW	WW	Milk	YW	SC	SEN	MARB	REA	Fat
+9	+1.5	+46	+22	+88	-0.21	-0.23	+0.54	+0.46	+0.036
Calving-Ease		\$W (Weaning)	\$F (Feedlot)	\$G (Grid)	\$B (Beef)				
★★★★		+25.87	+28.71	+31.35	+50.57				

Ranks in the Top 15% for Calving-Ease Direct, 20% for MARB EPD, 10% for REA EPD, 15% for \$G, and 25% for \$B.

247 | EXAR FRANCHISE 9256B [AMF-NHF] Act. BW 70

Reg. No: +16314026 Tattoo: 9256B DOB: 1/11/2009

C A FUTURE DIRECTION 5321 ... G A R PRECISION 1680
 BASIN FRANCHISE P142 ... C A MISS POWER FIX 308
 BASIN CHLOE 812L ... GARDENS EXPEDITION
 BASIN CHLOE 812L ... BASIN CHLOE 6198
 RITO 112 OF 2536 RITO 616 ... RITO 616 OF 4B20 6807
 EXAR EMULATION 4407 ... G A R PRECISION 2536
 G A R 6148 EMULATION 1119 ... FINKS 5522-6148
 G A R 6807 TRAVELER 504

EPDs current as of 1/22/2010

CED	BW	WW	Milk	YW	SC	SEN	MARB	REA	Fat
+8	+2.6	+58	+29	+104	-0.13	-11.41	+0.66	+0.12	+0.012
Calving-Ease		\$W (Weaning)	\$F (Feedlot)	\$G (Grid)	\$B (Beef)				
★★		+28.52	+40.25	+31.16	+59.02				

Ranks in the Top 20% for Calving-Ease Direct, 5% for WW EPD, 4% for Milk EPD, 5% for YW EPD, 10% for MARB EPD, 20% for \$W, 10% for \$F, 15% for \$G, and 10% for \$B.



248 | **EXAR FRANCHISE 9542B** [NHF] Act. BW 62
 Reg. No: 16256476 Tattoo: 9542B DOB: 1/12/2009 Adj. WW 776
 C A FUTURE DIRECTION 5321 ... G A R PRECISION 1680 Adj. YW 1,288
BASIN FRANCHISE P142 ... C A MISS POWER FIX 308 Adj. SC 39.2
 BASIN CHLOE 812L ... GARDENS EXPEDITION BASIN CHLOE 6198 Adj. IMF 4.18
 EXAR 263C ... BON VIEW NEW DESIGN 1407 Adj. REA 15.5
DAMERON QUEEN MOTHER 742 ... EXAR JUNE C 3577
A & B QUEEN MOTHER 5027 ... WULFFS EXT 6106
 A & B QUEEN MOTHER 3099

EPDs current as of 1/22/2010

CED	BW	WW	Milk	YW	SC	SEN	MARB	REA	Fat
+13	-0.6	+51	+26	+96	+0.14	-6.41	+0.32	+0.52	+0.021
Calving-Ease	\$W (Weaning)	\$F (Feedlot)	\$G (Grid)	\$B (Beef)					
★★★★	+29.74	+34.80	+25.56	+50.79					

Ranks in the Top 1% for Calving-Ease Direct, 10% for BW EPD, 25% for WW EPD, 15% for Milk EPD, 15% for YW EPD, 4% for REA EPD, 15% for \$W, 15% for \$F, and 20% for \$B.

250 | **EXAR FRANCHISE 9621B** [NHF] Act. BW 80
 Reg. No: 16271969 Tattoo: 9621B DOB: 2/5/2009 Adj. WW 838
 C A FUTURE DIRECTION 5321 ... G A R PRECISION 1680 Adj. YW 1,328
BASIN FRANCHISE P142 ... C A MISS POWER FIX 308 Adj. SC 40.0
 BASIN CHLOE 812L ... GARDENS EXPEDITION BASIN CHLOE 6198 Adj. IMF 4.71
 RITO 3X38 OF 2536 EXP ... G A R EXPECTATION 4915 Adj. REA 15.6
EXAR VONDA T192 ... G A R PRECISION 2536
SPEAR U VONDA 8249 ... TC RANCHER 056
 SPEAR U EXT 458

EPDs current as of 1/22/2010

CED	BW	WW	Milk	YW	SC	SEN	MARB	REA	Fat
+10	+0.7	+51	+23	+91	+0.23	-2.07	+0.34	+0.45	+0.016
Calving-Ease	\$W (Weaning)	\$F (Feedlot)	\$G (Grid)	\$B (Beef)					
★★★★	+29.52	+29.77	+25.29	+52.17					

Ranks in the Top 10% for Calving-Ease Direct, 20% for BW EPD, 25% for WW EPD, 25% for YW EPD, 10% for REA EPD, 15% for \$W, and 20% for \$B.

252 | **EXAR FRANCHISE 9215B** [NHF] Act. BW 66
 Reg. No: +16265242 Tattoo: 9215B DOB: 1/16/2009 Adj. WW 700
 C A FUTURE DIRECTION 5321 ... G A R PRECISION 1680 Adj. YW 1,255
BASIN FRANCHISE P142 ... C A MISS POWER FIX 308 Adj. SC 37.4
 BASIN CHLOE 812L ... GARDENS EXPEDITION BASIN CHLOE 6198 Adj. IMF 4.75
 BON VIEW NEW DESIGN 1407 ... B/R NEW DESIGN 036 Adj. REA 17.1
EXAR RITA 2845 ... BON VIEW PRIDE 664
SOUTHERN TRAVELER 747 3476 ... BR MIDLAND
 G A R 6807 TRAVELER 747

EPDs current as of 1/22/2010

CED	BW	WW	Milk	YW	SC	SEN	MARB	REA	Fat
+11	+0.7	+49	+28	+90	+0.17	-6.43	+0.51	+0.50	+0.034
Calving-Ease	\$W (Weaning)	\$F (Feedlot)	\$G (Grid)	\$B (Beef)					
★★★★	+29.25	+29.54	+31.42	+50.13					

Ranks in the Top 4% for Calving-Ease Direct, 20% for BW EPD, 10% for Milk EPD, 20% for MARB EPD, 5% for REA EPD, 15% for \$W, 15% for \$G, and 25% for \$B. Big Ribeye scan of 17.1!

254 | **EXAR FRANCHISE 9228B** [NHF] Act. BW 72
 Reg. No: +16265258 Tattoo: 9228B DOB: 1/30/2009 Adj. WW 673
 C A FUTURE DIRECTION 5321 ... G A R PRECISION 1680 Adj. YW 1,147
BASIN FRANCHISE P142 ... C A MISS POWER FIX 308 Adj. SC 33.8
 BASIN CHLOE 812L ... GARDENS EXPEDITION BASIN CHLOE 6198 Adj. IMF 4.83
 BR MIDLAND ... TWIN VALLEY PRECISION E161 Adj. REA 14.9
EXAR LUCY 3997 ... BR ROYAL LASS 7036-19
P A F LUCY 2222 ... TEHAMA BANDO 155
 P A F LADY TREND 0178

EPDs current as of 1/22/2010

CED	BW	WW	Milk	YW	SC	SEN	MARB	REA	Fat
+10	+0.3	+46	+18	+82	-0.30	+5.20	+0.44	+0.30	+0.002
Calving-Ease	\$W (Weaning)	\$F (Feedlot)	\$G (Grid)	\$B (Beef)					
★★★★	+27.90	+22.84	+31.28	+42.93					

Ranks in the Top 10% for Calving-Ease Direct, 15% for BW EPD, 25% for REA EPD, 25% for \$W, and 15% for \$G.

249 | **EXAR FRANCHISE 9615B** [NHF] Act. BW 68
 Reg. No: 16276514 Tattoo: 9615B DOB: 2/5/2009 Adj. WW 786
 C A FUTURE DIRECTION 5321 ... G A R PRECISION 1680 Adj. YW 1,253
BASIN FRANCHISE P142 ... C A MISS POWER FIX 308 Adj. SC 40.0
 BASIN CHLOE 812L ... GARDENS EXPEDITION BASIN CHLOE 6198 Adj. IMF 4.48
 EXAR 263C ... BON VIEW NEW DESIGN 1407 Adj. REA 14.0
EXAR MISS EMULOUS 7238 ... EXAR JUNE C 3577
EXAR MISS EMULOUS 2467 ... NORTHERN IMPROVEMENT 4480 GF
 GREENWAY MISS EMULOUS 717

EPDs current as of 1/22/2010

CED	BW	WW	Milk	YW	SC	SEN	MARB	REA	Fat
+10	+0.2	+45	+26	+83	+0.23	-2.39	+0.37	+0.30	+0.010
Calving-Ease	\$W (Weaning)	\$F (Feedlot)	\$G (Grid)	\$B (Beef)					
★★★★	+28.76	+24.18	+26.82	+45.10					

Ranks in the Top 10% for Calving-Ease Direct, 15% for BW EPD, 15% for Milk EPD, 25% for REA EPD, and 20% for \$W.

251 | **EXAR FRANCHISE 9617B** [NHF] Act. BW 88
 Reg. No: 16271962 Tattoo: 9617B DOB: 2/5/2009 Adj. WW 822
 C A FUTURE DIRECTION 5321 ... G A R PRECISION 1680 Adj. YW 1,414
BASIN FRANCHISE P142 ... C A MISS POWER FIX 308 Adj. SC 37.0
 BASIN CHLOE 812L ... GARDENS EXPEDITION BASIN CHLOE 6198 Adj. IMF 5.15
 EXAR 263C ... BON VIEW NEW DESIGN 1407 Adj. REA 17.8
EXAR POLLYANNA 1897 ... EXAR JUNE C 3577
EXAR POLLYANNA 2955 ... NORTHERN IMPROVEMENT 4480 GF
 POLLYANNA OF R R 7589

EPDs current as of 1/22/2010

CED	BW	WW	Milk	YW	SC	SEN	MARB	REA	Fat
+4	+3.6	+48	+29	+95	-0.13	-8.94	+0.51	+0.64	+0.017
Calving-Ease	\$W (Weaning)	\$F (Feedlot)	\$G (Grid)	\$B (Beef)					
★★★	+21.88	+34.97	+32.12	+62.78					

Ranks in the Top 4% for Milk EPD, 20% for YW EPD, 20% for MARB EPD, 1% for REA EPD, 15% for \$F, 15% for \$G, and 3% for \$B. Check out the outstanding yearling weight of 1,414 lbs. and a Big Ribeye scan of 17.8!

253 | **EXAR FRANCHISE 9293B** [NHF] Act. BW 78
 Reg. No: +16288116 Tattoo: 9293B DOB: 1/25/2009 Adj. WW 567
 C A FUTURE DIRECTION 5321 ... G A R PRECISION 1680 Adj. YW 1,209
BASIN FRANCHISE P142 ... C A MISS POWER FIX 308 Adj. SC 40.6
 BASIN CHLOE 812L ... GARDENS EXPEDITION BASIN CHLOE 6198 Adj. IMF 5.15
 B/R NEW DESIGN 036 ... V D A R NEW TREND 315 Adj. REA 13.8
G A R NEW DESIGN 6231 ... B/R BLACKCAP EMPRESS 76
G A R PRECISION 1928 ... G A R PRECISION 1680
 G A R EXT 614

EPDs current as of 1/22/2010

CED	BW	WW	Milk	YW	SC	SEN	MARB	REA	Fat
+10	+1.3	+44	+25	+84	+0.63	+0.87	+0.58	+0.22	+0.007
Calving-Ease	\$W (Weaning)	\$F (Feedlot)	\$G (Grid)	\$B (Beef)					
★★★★	+29.14	+25.54	+31.28	+55.20					

Ranks in the Top 10% for Calving-Ease Direct, 20% for Milk EPD, 15% for MARB EPD, 20% for \$W, 15% for \$G, and 15% for \$B.



EXAR LUCY 3997

Productive daughter of BR Midland and dam of Lot 254.



255 | EXAR FRANCHISE 9620B [NHF]

Reg. No: 16271967 Tattoo: 9620B DOB: 2/5/2009

C A FUTURE DIRECTION 5321	G A R PRECISION 1680	Act. BW	66
BASIN FRANCHISE P142	C A MISS POWER FIX 308	Adj. WW	734
BASIN CHLOE 812L	GARDENS EXPEDITION	Adj. YW	1,100
	BASIN CHLOE 6198	Adj. SC	34.2
GARDENS PRIME STAR	N BAR PRIME TIME D806	Adj. IMF	5.67
EXAR ELINE 7024	GREEN GARDEN JILT C242 S1	Adj. REA	14.7
LEACHMAN ELINE 8073	R R FERDINAND 758D		
	LEACHMAN ELINE 2081		

EPDs current as of 1/22/2010

CED	BW	WW	Milk	YW	SC	\$EN	MARB	REA	Fat
+10	+0.3	+42	+21	+71		+5.83	+0.56	+0.52	+0.031
Calving-Ease		\$W (Weaning)	\$F (Feedlot)	\$G (Grid)	\$B (Beef)				
★★★★		+29.14	+13.92	+34.38	+44.12				

Ranks in the Top 10% for Calving-Ease Direct, 15% for BW EPD, 15% for MARB EPD, 4% for REA EPD, 20% for \$W, and 10% for \$G.

257 | EXAR FRANCHISE 9342B [NHF]

Reg. No: +16319850 Tattoo: 9342B DOB: 2/17/2009

C A FUTURE DIRECTION 5321	G A R PRECISION 1680	Act. BW	76
BASIN FRANCHISE P142	C A MISS POWER FIX 308	Adj. WW	538
BASIN CHLOE 812L	GARDENS EXPEDITION	Adj. YW	1,197
	BASIN CHLOE 6198	Adj. SC	35.3
BON VIEW NEW DESIGN 1407	B/R NEW DESIGN 036	Adj. IMF	7.01
RIVERBEND BLACKBIRD 4131	BON VIEW PRIDE 664	Adj. REA	14.8
DAVIS YR BLACKBIRD 558H	G A R PRECISION 1680		
	G A R TRAVELER 760		

EPDs current as of 1/22/2010

CED	BW	WW	Milk	YW	SC	\$EN	MARB	REA	Fat
+10	+1.0	+46	+30	+84	-0.06	-1.64	+0.71	+0.43	+0.012
Calving-Ease		\$W (Weaning)	\$F (Feedlot)	\$G (Grid)	\$B (Beef)				
★★★★		+33.77	+24.78	+36.75	+59.91				

Ranks in the Top 10% for Calving-Ease Direct, 25% for BW EPD, 2% for Milk EPD, 5% for MARB EPD, 10% for REA EPD, 2% for \$W, 3% for \$G, and 5% for \$B. Check out the %IMF of 7.01.

259 | EXAR FRANCHISE 96014 [AMF-NHF]

Reg. No: 16426542 Tattoo: 96014 DOB: 1/11/2009

C A FUTURE DIRECTION 5321	G A R PRECISION 1680	Act. BW	68
BASIN FRANCHISE P142	C A MISS POWER FIX 308	Adj. WW	766
BASIN CHLOE 812L	GARDENS EXPEDITION	Adj. YW	1,115
	BASIN CHLOE 6198	Adj. SC	37.7
GARDENS PRIME STAR	N BAR PRIME TIME D806	Adj. IMF	6.66
EXAR EOTA 6275	GREEN GARDEN JILT C242 S1	Adj. REA	14.8
EOTA OF DALEBANKS 1825	SITZ ALLIANCE 6595		
	EOTA OF DALEBANKS 4083		

EPDs current as of 1/22/2010

CED	BW	WW	Milk	YW	SC	\$EN	MARB	REA	Fat
+8	+2.0	+52	+27	+88	+0.12	-4.87	+0.68	+0.45	+0.029
Calving-Ease		\$W (Weaning)	\$F (Feedlot)	\$G (Grid)	\$B (Beef)				
★★★		+29.99	+26.42	+35.36	+54.93				

Ranks in the Top 20% for Calving-Ease Direct, 20% for WW EPD, 10% for Milk EPD, 10% for MARB EPD, 10% for REA EPD, 15% for \$W, 5% for \$G, and 15% for \$B. Check out the %IMF of 6.66.

261 | EXAR FRANCHISE 9537B [NHF]

Reg. No: 16257606 Tattoo: 9537B DOB: 1/10/2009

C A FUTURE DIRECTION 5321	G A R PRECISION 1680	Act. BW	68
BASIN FRANCHISE P142	C A MISS POWER FIX 308	Adj. WW	748
BASIN CHLOE 812L	GARDENS EXPEDITION	Adj. YW	1,238
	BASIN CHLOE 6198	Adj. SC	41.2
LEACHMAN TAMDHU	GDAR SVF TRAVELER 234D	Adj. IMF	4.27
EXAR VIOLA LASS 7045	LEACHMAN ERICA 6267	Adj. REA	14.9
LEACHMAN VIOLA LASS 0253	J L B EXACTO 416		
	LEACHMAN VIOLA LASS 2066		

EPDs current as of 1/22/2010

CED	BW	WW	Milk	YW	SC	\$EN	MARB	REA	Fat
+12	+0	+41	+23	+77	+0.37	+2.21	+0.19	+0.50	+0.005
Calving-Ease		\$W (Weaning)	\$F (Feedlot)	\$G (Grid)	\$B (Beef)				
★★★★		+27.35	+19.91	+22.76	+40.23				

Ranks in the Top 2% for Calving-Ease Direct, 10% for BW EPD, and 5% for REA EPD.

256 | EXAR FRANCHISE 9347B [NHF]

Reg. No: +16319859 Tattoo: 9347B DOB: 2/18/2009

C A FUTURE DIRECTION 5321	G A R PRECISION 1680	Act. BW	70
BASIN FRANCHISE P142	C A MISS POWER FIX 308	Adj. WW	639
BASIN CHLOE 812L	GARDENS EXPEDITION	Adj. YW	1,303
	BASIN CHLOE 6198	Adj. SC	36.4
BON VIEW NEW DESIGN 1407	B/R NEW DESIGN 036	Adj. IMF	5.62
RIVERBEND BLACKBIRD 4131	BON VIEW PRIDE 664	Adj. REA	15.1
DAVIS YR BLACKBIRD 558H	G A R PRECISION 1680		
	G A R TRAVELER 760		

EPDs current as of 1/22/2010

CED	BW	WW	Milk	YW	SC	\$EN	MARB	REA	Fat
+10	+1.0	+46	+30	+84	+0.09	-1.64	+0.56	+0.42	+0.010
Calving-Ease		\$W (Weaning)	\$F (Feedlot)	\$G (Grid)	\$B (Beef)				
★★★★		+33.77	+24.78	+32.60	+57.70				

Ranks in the Top 10% for Calving-Ease Direct, 25% for BW EPD, 2% for Milk EPD, 15% for MARB EPD, 10% for REA EPD, 2% for \$W, 10% for \$G, and 10% for \$B.

258 | EXAR FRANCHISE 96015 TF [AMF-NHF]

Reg. No: 16426543 Tattoo: 96015 DOB: 1/19/2009

C A FUTURE DIRECTION 5321	G A R PRECISION 1680	Act. BW	68
BASIN FRANCHISE P142	C A MISS POWER FIX 308	Adj. WW	662
BASIN CHLOE 812L	GARDENS EXPEDITION	Adj. YW	1,235
	BASIN CHLOE 6198	Adj. SC	37.9
EXAR NEW LOOK 2971	BON VIEW NEW DESIGN 1407	Adj. IMF	5.07
EXAR BLACKCAP 8596	N BAR PRIMROSE 2424	Adj. REA	14.8
EXAR BLACKCAP 355	BR MIDLAND		
	LEACHMAN BLACKCAP 0004		

EPDs current as of 1/22/2010

CED	BW	WW	Milk	YW	SC	\$EN	MARB	REA	Fat
+9	+1.4	+44	+24	+88	+0.15	-2.06	+0.38	+0.44	+0.021
Calving-Ease		\$W (Weaning)	\$F (Feedlot)	\$G (Grid)	\$B (Beef)				
★★★★		+24.99	+29.48	+26.84	+50.04				

Ranks in the Top 15% for Calving-Ease Direct, 10% for REA EPD, and 25% for \$B.

260 | EXAR FRANCHISE 9634B [NHF]

Reg. No: 16271992 Tattoo: 9634B DOB: 2/11/2009

C A FUTURE DIRECTION 5321	G A R PRECISION 1680	Act. BW	72
BASIN FRANCHISE P142	C A MISS POWER FIX 308	Adj. WW	686
BASIN CHLOE 812L	GARDENS EXPEDITION	Adj. YW	1,176
	BASIN CHLOE 6198	Adj. SC	37.7
G A R INTEGRITY	BON VIEW NEW DESIGN 1407	Adj. IMF	4.30
BCF MS BLACKCAP OF 133	G A R PRECISION 1019	Adj. REA	15.4
COLEMAN BLACKCAP 133	D H D TRAVELER 6807		
	G A R SCOTCH CAP 867		

EPDs current as of 1/22/2010

CED	BW	WW	Milk	YW	SC	\$EN	MARB	REA	Fat
+12	+0.3	+32	+24	+68	-0.02	+3.98	+0.34	+0.43	+0.024
Calving-Ease		\$W (Weaning)	\$F (Feedlot)	\$G (Grid)	\$B (Beef)				
★★★★		+23.36	+14.73	+26.93	+37.90				

Ranks in the Top 2% for Calving-Ease Direct, 15% for BW EPD, and 10% for REA EPD.





262 | EXAR RAVEN 9707B

Reg. No: +16256557 Tattoo: 9707B DOB: 1/6/2009

B C MARATHON 7022..... O C C KIRBY 633K
 BC 7022 RAVEN 7965..... GIBBET HILL MIGNONNE E37
 O C C BLACKBIRD 796F..... O C C BONANZA 880B
 O C C BLACKBIRD 779A

BR MIDLAND..... TWIN VALLEY PRECISION E161
 MONARCH CLOUDY GIRL N012..... BR ROYAL LASS 7036-19
 H A CLOUDY GIRL 0391..... A A R RAINMAKER 7407
 H A CLOUDY GIRL 4044

CED	BW	WW	Milk	YW	SC	\$EN	MARB	REA	Fat
+6	+1.9	+45	+15	+83	+0.13	+7.51	+0.27	+0.61	+0.027
Calving-Ease		\$W (Weaning)	\$F (Feedlot)	\$G (Grid)	\$B (Beef)				
★★★		+23.92	+24.18	+24.77	+44.71				

Ranks in the Top 25% for \$EN and 2% for REA EPD. Check out the outstanding yearling weight of 1,406 lbs. and a Big Ribeye scan of 18.8!

263 | EXAR RAVEN 9717B

Reg. No: +16256570 Tattoo: 9717B DOB: 1/11/2009

B C MARATHON 7022..... O C C KIRBY 633K
 BC 7022 RAVEN 7965..... GIBBET HILL MIGNONNE E37
 O C C BLACKBIRD 796F..... O C C BONANZA 880B
 O C C BLACKBIRD 779A

BR MIDLAND..... TWIN VALLEY PRECISION E161
 MONARCH CLOUDY GIRL N012..... BR ROYAL LASS 7036-19
 H A CLOUDY GIRL 0391..... A A R RAINMAKER 7407
 H A CLOUDY GIRL 4044

CED	BW	WW	Milk	YW	SC	\$EN	MARB	REA	Fat
+6	+1.9	+45	+15	+83	+0.01	+7.51	+0.21	+0.61	+0.022
Calving-Ease		\$W (Weaning)	\$F (Feedlot)	\$G (Grid)	\$B (Beef)				
★		+23.92	+24.18	+22.04	+45.61				

Ranks in the Top 25% for \$EN and 2% for REA EPD. Check out the outstanding yearling weight of 1,554 lbs. and a Big Ribeye scan of 19.5!

264 | EXAR RAVEN 9035B

Reg. No: 16265214 Tattoo: 9035B DOB: 2/2/2009 [AMF-NHF]

B C MARATHON 7022..... O C C KIRBY 633K
 BC 7022 RAVEN 7965..... GIBBET HILL MIGNONNE E37
 O C C BLACKBIRD 796F..... O C C BONANZA 880B
 O C C BLACKBIRD 779A

BR MIDLAND..... TWIN VALLEY PRECISION E161
 MONARCH CLOUDY GIRL N012..... BR ROYAL LASS 7036-19
 H A CLOUDY GIRL 0391..... A A R RAINMAKER 7407
 H A CLOUDY GIRL 4044

CED	BW	WW	Milk	YW	SC	\$EN	MARB	REA	Fat
+6	+2.1	+36	+15	+73	+0.16	+10.53	+0.22	+0.49	+0.026
Calving-Ease		\$W (Weaning)	\$F (Feedlot)	\$G (Grid)	\$B (Beef)				
★★★		+20.02	+17.95	+22.66	+35.23				

Ranks in the Top 15% for \$EN and 5% for REA EPD.

265 | EXAR RAVEN 9333B

Reg. No: +16280904 Tattoo: 9333B DOB: 2/12/2009

B C MARATHON 7022..... O C C KIRBY 633K
 BC 7022 RAVEN 7965..... GIBBET HILL MIGNONNE E37
 O C C BLACKBIRD 796F..... O C C BONANZA 880B
 O C C BLACKBIRD 779A

RITO 112 OF 2536 RITO 616..... RITO 616 OF 4B20 6807
 SOUTHERN EVERGREEN 3123..... G A R PRECISION 2536
 TWIN VALLEY EVERGREEN 6569..... SITZ TRAVELER 8180
 TWIN VALLEY EVERGREEN 1135

CED	BW	WW	Milk	YW	SC	\$EN	MARB	REA	Fat
+6	+2.0	+52	+17	+89	-0.25	+3.93	+0.25	+0.31	+0.020
Calving-Ease		\$W (Weaning)	\$F (Feedlot)	\$G (Grid)	\$B (Beef)				
★★★		+27.46	+27.40	+20.55	+43.50				

Ranks in the Top 20% for WW EPD and 25% for REA EPD.

266 | EXAR RAVEN 9319

Reg. No: +16280889 Tattoo: 9319 DOB: 2/4/2009

B C MARATHON 7022..... O C C KIRBY 633K
 BC 7022 RAVEN 7965..... GIBBET HILL MIGNONNE E37
 O C C BLACKBIRD 796F..... O C C BONANZA 880B
 O C C BLACKBIRD 779A

RITO 112 OF 2536 RITO 616..... RITO 616 OF 4B20 6807
 SOUTHERN EVERGREEN 3123..... G A R PRECISION 2536
 TWIN VALLEY EVERGREEN 6569..... SITZ TRAVELER 8180
 TWIN VALLEY EVERGREEN 1135

CED	BW	WW	Milk	YW	SC	\$EN	MARB	REA	Fat
+6	+2.0	+52	+17	+89	-0.15	+3.93	+0.18	+0.44	+0.016
Calving-Ease		\$W (Weaning)	\$F (Feedlot)	\$G (Grid)	\$B (Beef)				
★★★		+27.46	+27.40	+19.14	+44.07				

Ranks in the Top 20% for WW EPD and 10% for REA EPD. Big Ribeye scan of 17.7!

267 | EXAR RAVEN 9576B

Reg. No: 16256523 Tattoo: 9576B DOB: 1/22/2009

B C MARATHON 7022..... O C C KIRBY 633K
 BC 7022 RAVEN 7965..... GIBBET HILL MIGNONNE E37
 O C C BLACKBIRD 796F..... O C C BONANZA 880B
 O C C BLACKBIRD 779A

BR MIDLAND..... TWIN VALLEY PRECISION E161
 EXAR RITO LADY 8536..... BR ROYAL LASS 7036-19
 EXAR RITO LADY 3436..... BON VIEW NEW DESIGN 1407
 H A RITO LADY 4167

CED	BW	WW	Milk	YW	SC	\$EN	MARB	REA	Fat
+5	+3.4	+37	+15	+69	-0.80	+11.73	+0.56	+0.41	-0.001
Calving-Ease		\$W (Weaning)	\$F (Feedlot)	\$G (Grid)	\$B (Beef)				
★★		+19.20	+13.86	+36.37	+45.14				

Ranks in the Top 10% for \$EN, 15% for MARB EPD, 10% for REA EPD, and 4% for \$G.

268 | EXAR RAVEN 9204B

Reg. No: +16265226 Tattoo: 9204B DOB: 1/9/2009

B C MARATHON 7022..... O C C KIRBY 633K
 BC 7022 RAVEN 7965..... GIBBET HILL MIGNONNE E37
 O C C BLACKBIRD 796F..... O C C BONANZA 880B
 O C C BLACKBIRD 779A

BON VIEW NEW DESIGN 1407..... B/R NEW DESIGN 036
 EXAR RITA 2845..... BON VIEW PRIDE 664
 SOUTHERN TRAVELER 747 3476..... BR MIDLAND
 G A R 6807 TRAVELER 747

CED	BW	WW	Milk	YW	SC	\$EN	MARB	REA	Fat
+7	+2.3	+47	+23	+84	-0.32	+0.09	+0.53	+0.24	+0.020
Calving-Ease		\$W (Weaning)	\$F (Feedlot)	\$G (Grid)	\$B (Beef)				
★★★		+26.39	+24.40	+30.32	+47.70				

Ranks in the Top 20% for MARB EPD, and 20% for \$G.



EXAR WAYLON 9207B

Lot 19 and full brother to Lots 268, 269, 270, 271, 477 & 526.

270 | EXAR RAVEN 9212B

Reg. No: +16265237 Tattoo: 9212B DOB: 1/14/2009

B C MARATHON 7022.....	O C C KIRBY 633K	Act. BW	82
BC 7022 RAVEN 7965	GIBBET HILL MIGNONNE E37	Adj. WW	768
O C C BLACKBIRD 796F.....	O C C BONANZA 880B	Adj. YW	1,363
	O C C BLACKBIRD 779A	Adj. SC	34.3
BON VIEW NEW DESIGN 1407 ...	B/R NEW DESIGN 036	Adj. IMF	5.00
EXAR RITA 2845	BON VIEW PRIDE 664	Adj. REA	16.6
SOUTHERN TRAVELER 747 3476	BR MIDLAND		
	G A R 6807 TRAVELER 747		

EPDs current as of 1/22/2010

CED	BW	WW	Milk	YW	SC	SEN	MARB	REA	Fat
+7	+2.3	+47	+23	+84	-0.54	+0.09	+0.51	+0.36	+0.015
Calving-Ease	\$W (Weaning)	\$F (Feedlot)	\$G (Grid)	\$B (Beef)					
★★★	+26.39	+24.40	+31.42	+50.48					

Ranks in the Top 20% for MARB EPD, 20% for REA EPD, 15% for \$G, and 25% for \$B. Big Ribeye scan of 16.6!

272 | EXAR RAVEN 9282B

Reg. No: +16280876 Tattoo: 9282B DOB: 1/18/2009

B C MARATHON 7022.....	O C C KIRBY 633K	Act. BW	60
BC 7022 RAVEN 7965	GIBBET HILL MIGNONNE E37	Adj. WW	642
O C C BLACKBIRD 796F.....	O C C BONANZA 880B	Adj. YW	1,288
	O C C BLACKBIRD 779A	Adj. SC	36.4
TWIN VALLEY PRECISION E161 ..	G A R PRECISION 1680	Adj. IMF	4.68
EXAR ERISKAY Q38 4139	W C C BLACKCAP C9	Adj. REA	16.1
EXAR MISS TRAVELER Q38 0437	BON VIEW NEW DESIGN 1407		
	V T TRAVELER 6807 Q38		

EPDs current as of 1/22/2010

CED	BW	WW	Milk	YW	SC	SEN	MARB	REA	Fat
+5	+2.7	+43	+22	+79	-0.34	+2.52	+0.27	+0.46	-0.010
Calving-Ease	\$W (Weaning)	\$F (Feedlot)	\$G (Grid)	\$B (Beef)					
★★	+24.00	+21.07	+26.00	+48.25					

Ranks in the Top 10% for REA EPD. Big Ribeye scan of 16.1!

274 | EXAR RAVEN 96007 TF

Reg. No: +16407136 Tattoo: 96007 DOB: 1/2/2009

B C MARATHON 7022.....	O C C KIRBY 633K	Act. BW	74
BC 7022 RAVEN 7965	GIBBET HILL MIGNONNE E37	Adj. WW	691
O C C BLACKBIRD 796F.....	O C C BONANZA 880B	Adj. YW	1,161
	O C C BLACKBIRD 779A	Adj. SC	35.9
BON VIEW NEW DESIGN 878 ...	B/R NEW DESIGN 036	Adj. IMF	5.82
CIRCLE G FOREVER LADY 3208	BON VIEW GAMMER 85	Adj. REA	13.0
CIRCLE A FOREVER LADY 9099 ..	SVF GDAR 216 LTD		
	S V F FOREVER LADY 57D		

EPDs current as of 1/22/2010

CED	BW	WW	Milk	YW	SC	SEN	MARB	REA	Fat
+6	+2.9	+46	+21	+85	-0.22	+1.60	+0.47	+0.26	+0.022
Calving-Ease	\$W (Weaning)	\$F (Feedlot)	\$G (Grid)	\$B (Beef)					
★★	+23.67	+25.76	+26.88	+51.38					

Ranks in the Top 25% for MARB EPD and 20% for \$B.

269 | EXAR RAVEN 9208B

Reg. No: +16265231 Tattoo: 9208B DOB: 1/12/2009

B C MARATHON 7022.....	O C C KIRBY 633K	Act. BW	78
BC 7022 RAVEN 7965	GIBBET HILL MIGNONNE E37	Adj. WW	768
O C C BLACKBIRD 796F.....	O C C BONANZA 880B	Adj. YW	1,310
	O C C BLACKBIRD 779A	Adj. SC	36.2
BON VIEW NEW DESIGN 1407 ...	B/R NEW DESIGN 036	Adj. IMF	4.67
EXAR RITA 2845	BON VIEW PRIDE 664	Adj. REA	16.3
SOUTHERN TRAVELER 747 3476	BR MIDLAND		
	G A R 6807 TRAVELER 747		

EPDs current as of 1/22/2010

CED	BW	WW	Milk	YW	SC	SEN	MARB	REA	Fat
+7	+2.3	+47	+23	+84	-0.31	+0.09	+0.47	+0.35	+0.014
Calving-Ease	\$W (Weaning)	\$F (Feedlot)	\$G (Grid)	\$B (Beef)					
★★★	+26.39	+24.40	+30.64	+48.02					

Ranks in the Top 25% for MARB EPD, 20% for REA EPD, and 15% for \$G. Big Ribeye scan of 16.3!

271 | EXAR RAVEN 9211B

Reg. No: +16265235 Tattoo: 9211B DOB: 1/14/2009

B C MARATHON 7022.....	O C C KIRBY 633K	Act. BW	80
BC 7022 RAVEN 7965	GIBBET HILL MIGNONNE E37	Adj. WW	671
O C C BLACKBIRD 796F.....	O C C BONANZA 880B	Adj. YW	1,178
	O C C BLACKBIRD 779A	Adj. SC	33.3
BON VIEW NEW DESIGN 1407 ...	B/R NEW DESIGN 036	Adj. IMF	4.48
EXAR RITA 2845	BON VIEW PRIDE 664	Adj. REA	15.2
SOUTHERN TRAVELER 747 3476	BR MIDLAND		
	G A R 6807 TRAVELER 747		

EPDs current as of 1/22/2010

CED	BW	WW	Milk	YW	SC	SEN	MARB	REA	Fat
+7	+2.3	+47	+23	+84	-0.66	+0.09	+0.45	+0.32	+0.007
Calving-Ease	\$W (Weaning)	\$F (Feedlot)	\$G (Grid)	\$B (Beef)					
★★★	+26.39	+24.40	+30.97	+44.93					

Ranks in the Top 25% for REA EPD, and 15% for \$G.

273 | EXAR RAVEN 9281B

Reg. No: +16280875 Tattoo: 9281B DOB: 1/18/2009

B C MARATHON 7022.....	O C C KIRBY 633K	Act. BW	86
BC 7022 RAVEN 7965	GIBBET HILL MIGNONNE E37	Adj. WW	673
O C C BLACKBIRD 796F.....	O C C BONANZA 880B	Adj. YW	1,174
	O C C BLACKBIRD 779A	Adj. SC	34.4
TWIN VALLEY PRECISION E161 ..	G A R PRECISION 1680	Adj. IMF	4.25
EXAR ERISKAY Q38 4139	W C C BLACKCAP C9	Adj. REA	18.3
EXAR MISS TRAVELER Q38 0437	BON VIEW NEW DESIGN 1407		
	V T TRAVELER 6807 Q38		

EPDs current as of 1/22/2010

CED	BW	WW	Milk	YW	SC	SEN	MARB	REA	Fat
+5	+2.7	+43	+22	+79	-0.61	+2.52	+0.22	+0.65	-0.003
Calving-Ease	\$W (Weaning)	\$F (Feedlot)	\$G (Grid)	\$B (Beef)					
★★	+24.00	+21.07	+25.96	+45.14					

Ranks in the Top 1% for REA EPD. Big Ribeye scan of 18.3!





275 | EXAR RAVEN 9334B

Reg. No: +16280905 Tattoo: 9334B DOB: 2/13/2009

B C MARATHON 7022..... O C C KIRBY 633K
 BC 7022 RAVEN 7965..... GIBBET HILL MIGNONNE E37
 O C C BLACKBIRD 796F..... O C C BONANZA 880B
 O C C BLACKBIRD 779A
 SUMMITCREST HIGH PRIME 0H29 .. GARDENS PRIME TIME
 EXG FOREVER LADY 3758..... SUMMITCREST MISSIE 2F55
 V A R FOREVER LADY 4304 G D A R EXECUTIVE 727
 BLACKCAP LADY 384 G D A R

EPDs current as of 1/22/2010

CED	BW	WW	Milk	YW	SC	SEN	MARB	REA	Fat
+2	+3.6	+47	+23	+80	-0.02	+1.30	+0.40	+0.63	-0.002
Calving-Ease		\$W (Weaning)		\$F (Feedlot)		\$G (Grid)		\$B (Beef)	
★★		+24.84		+20.55		+32.19		+52.16	

Ranks in the Top 1% for REA EPD, 15% for \$G, and 20% for \$B.
 Incredible combination of 6.35 %IMF and a Big Ribeye scan of 17.2!

Act. BW 90
 Adj. WW 587
 Adj. YW 1,248
 Adj. SC 37.2
 Adj. IMF 6.35
 Adj. REA 17.2



EXG FOREVER LADY 3758

Dam of Lots 275, 276, 277, 302, 416, 417 & 490.

276 | EXAR RAVEN 9751B

Reg. No: +16272023 Tattoo: 9751B DOB: 2/6/2009

B C MARATHON 7022..... O C C KIRBY 633K
 BC 7022 RAVEN 7965..... GIBBET HILL MIGNONNE E37
 O C C BLACKBIRD 796F..... O C C BONANZA 880B
 O C C BLACKBIRD 779A
 SUMMITCREST HIGH PRIME 0H29 .. GARDENS PRIME TIME
 EXG FOREVER LADY 3758..... SUMMITCREST MISSIE 2F55
 V A R FOREVER LADY 4304 G D A R EXECUTIVE 727
 BLACKCAP LADY 384 G D A R

EPDs current as of 1/22/2010

CED	BW	WW	Milk	YW	SC	SEN	MARB	REA	Fat
+2	+3.6	+47	+23	+80	+0.19	+1.30	+0.34	+0.45	-0.004
Calving-Ease		\$W (Weaning)		\$F (Feedlot)		\$G (Grid)		\$B (Beef)	
★★		+24.84		+20.55		+28.46		+48.44	

Ranks in the Top 10% for REA EPD, and 25% for \$G.

Act. BW 90
 Adj. WW 716
 Adj. YW 1,375
 Adj. SC 39.0
 Adj. IMF 5.25
 Adj. REA 15.9

277 | EXAR RAVEN 9062B

Reg. No: 16271898 Tattoo: 9062B DOB: 2/12/2009

B C MARATHON 7022..... O C C KIRBY 633K
 BC 7022 RAVEN 7965..... GIBBET HILL MIGNONNE E37
 O C C BLACKBIRD 796F..... O C C BONANZA 880B
 O C C BLACKBIRD 779A
 SUMMITCREST HIGH PRIME 0H29 .. GARDENS PRIME TIME
 EXG FOREVER LADY 3758..... SUMMITCREST MISSIE 2F55
 V A R FOREVER LADY 4304 G D A R EXECUTIVE 727
 BLACKCAP LADY 384 G D A R

EPDs current as of 1/22/2010

CED	BW	WW	Milk	YW	SC	SEN	MARB	REA	Fat
-1	+3.9	+52	+23	+80	-0.42	+1.30	+0.32	+0.61	-0.007
Calving-Ease		\$W (Weaning)		\$F (Feedlot)		\$G (Grid)		\$B (Beef)	
★★		+27.70		+18.71		+30.09		+47.27	

Ranks in the Top 20% for WW EPD, 2% for REA EPD, and 20% for \$G.
 Big Ribeye scan of 17.3!

Act. BW 90
 Adj. WW 809
 Adj. YW 1,310
 Adj. SC 35.3
 Adj. IMF 4.85
 Adj. REA 17.3

278 | EXAR RAVEN 96001 TF

Reg. No: 16407134 Tattoo: 96001 DOB: 1/11/2009

B C MARATHON 7022..... O C C KIRBY 633K
 BC 7022 RAVEN 7965..... GIBBET HILL MIGNONNE E37
 O C C BLACKBIRD 796F..... O C C BONANZA 880B
 O C C BLACKBIRD 779A
 BR MIDLAND..... TWIN VALLEY PRECISION E161
 EXG FOREVER ROSIE R090 R3..... BR ROYAL LASS 7036-19
 EXG FOREVER ROSIE M784 R3 .. B/R NEW DESIGN 036
 V A R BLACKCAP LASS 6307

EPDs current as of 1/22/2010

CED	BW	WW	Milk	YW	SC	SEN	MARB	REA	Fat
+10	+0.6	+40	+15	+72	-0.62	+10.83	+0.44	+0.36	+0.003
Calving-Ease		\$W (Weaning)		\$F (Feedlot)		\$G (Grid)		\$B (Beef)	
★★★★		+25.39		+15.56		+31.72		+42.86	

Ranks in the Top 10% for Calving-Ease Direct, 20% for BW EPD, 15% for \$EN, 20% for REA EPD, and 15% for \$G.

Act. BW 58
 Adj. WW 615
 Adj. YW 1,081
 Adj. SC 34.4
 Adj. IMF 5.11
 Adj. REA 15.1

279 | EXAR RAVEN 9289B

Reg. No: +16280879 Tattoo: 9289B DOB: 1/24/2009

B C MARATHON 7022..... O C C KIRBY 633K
 BC 7022 RAVEN 7965..... GIBBET HILL MIGNONNE E37
 O C C BLACKBIRD 796F..... O C C BONANZA 880B
 O C C BLACKBIRD 779A
 BR MIDLAND..... TWIN VALLEY PRECISION E161
 O S U EMPRESS 4181..... BR ROYAL LASS 7036-19
 O S U EMPRESS 6188..... KRUGERRANDS MONEYLINE
 D F EMPRESS 6079

EPDs current as of 1/22/2010

CED	BW	WW	Milk	YW	SC	SEN	MARB	REA	Fat
+5	+3.0	+45	+17	+79	-0.45	+6.99	+0.30	+0.56	-0.006
Calving-Ease		\$W (Weaning)		\$F (Feedlot)		\$G (Grid)		\$B (Beef)	
★★		+23.48		+20.33		+28.13		+48.71	

Ranks in the Top 25% for \$EN, 2% for REA EPD, and 25% for \$G. Big Ribeye scan of 18!

Act. BW 86
 Adj. WW 691
 Adj. YW 1,355
 Adj. SC 36.6
 Adj. IMF 4.93
 Adj. REA 18.0

280 | EXAR RAVEN 9116

Reg. No: 16373341 Tattoo: 9116 DOB: 1/30/2009

B C MARATHON 7022..... O C C KIRBY 633K
 BC 7022 RAVEN 7965..... GIBBET HILL MIGNONNE E37
 O C C BLACKBIRD 796F..... O C C BONANZA 880B
 O C C BLACKBIRD 779A
 SOUTHERN NEW DESIGN 2070 .. B/R NEW DESIGN 036
 EXAR MISS TRAVELER 4265..... BON VIEW PRIDE 664
 SOUTHERN 6807 TRAVELER 3468 BR MIDLAND
 G A R 6807 TRAVELER 747

EPDs current as of 1/22/2010

CED	BW	WW	Milk	YW	SC	SEN	MARB	REA	Fat
+9	+1.0	+49	+19	+81	-0.21	+4.62	+0.76	+0.07	+0.023
Calving-Ease		\$W (Weaning)		\$F (Feedlot)		\$G (Grid)		\$B (Beef)	
★★★★		+29.93		+20.76		+33.22		+49.14	

Ranks in the Top 15% for Calving-Ease Direct, 25% for BW EPD, 4% for MARB EPD, 15% for \$W, 10% for \$G, and 25% for \$B. Check out the %IMF of 7.41.

Act. BW 78
 Adj. WW 738
 Adj. YW 1,284
 Adj. SC 38.3
 Adj. IMF 7.41
 Adj. REA 13.4

281 | EXAR RAVEN 9753B

Reg. No: +16272027 Tattoo: 9753B DOB: 2/6/2009

B C MARATHON 7022..... O C C KIRBY 633K
 BC 7022 RAVEN 7965..... GIBBET HILL MIGNONNE E37
 O C C BLACKBIRD 796F..... O C C BONANZA 880B
 O C C BLACKBIRD 779A
 BR MIDLAND..... TWIN VALLEY PRECISION E161
 EXAR QUEEN 3047..... BR ROYAL LASS 7036-19
 A&B QUEEN 4173..... C H STACKER 7040
 A&B MAXIMA QUEEN 2007

EPDs current as of 1/22/2010

CED	BW	WW	Milk	YW	SC	SEN	MARB	REA	Fat
+6	+2.9	+50	+15	+86	-0.33	+6.59	+0.32	+0.38	+0.020
Calving-Ease		\$W (Weaning)		\$F (Feedlot)		\$G (Grid)		\$B (Beef)	
★★		+24.47		+25.22		+25.56		+41.39	

Ranks in the Top 25% for WW EPD and 15% for REA EPD. Big Ribeye scan of 18.0!

Act. BW 82
 Adj. WW 699
 Adj. YW 1,312
 Adj. SC 37.0
 Adj. IMF 5.20
 Adj. REA 18.0



282 | EXAR RAVEN 9278B

Reg. No: +16280870 Tattoo: 9278B DOB: 1/15/2009

B C MARATHON 7022..... O C C KIRBY 633K
 BC 7022 RAVEN 7965..... GIBBET HILL MIGNONNE E37
 O C C BLACKBIRD 796F..... O C C BONANZA 880B
 O C C BLACKBIRD 779A

BR MIDLAND..... TWIN VALLEY PRECISION E161
 EXAR QUEEN 3047..... BR ROYAL LASS 7036-19
 A&B QUEEN 4173..... C H STACKER 7040
 A&B MAXIMA QUEEN 2007

EPDs current as of 1/22/2010

CED	BW	WW	Milk	YW	SC	SEN	MARB	REA	Fat
+6	+2.9	+50	+15	+86	-0.25	+6.59	+0.17	+0.29	+0.019
Calving-Ease	\$W (Weaning)	\$F (Feedlot)	\$G (Grid)	\$B (Beef)					
★★	+24.47	+25.22	+19.81	+28.98					

Ranks in the Top 25% for WW EPD.

283 | EXAR RAVEN 9466B

Reg. No: 16285155 Tattoo: 9466B DOB: 2/14/2009

B C MARATHON 7022..... O C C KIRBY 633K
 BC 7022 RAVEN 7965..... GIBBET HILL MIGNONNE E37
 O C C BLACKBIRD 796F..... O C C BONANZA 880B
 O C C BLACKBIRD 779A

EXG CHEROKEE M513 R3..... BON VIEW NEW DESIGN 1407
 EXG BLACKBIRD S335 R3..... ERISKAY OF ROLLIN ROCK 3526
 EXG BLACKBIRD M660 R3..... MSAR SUPREME 199
 LEACHMAN BLACKBIRD 9082

EPDs current as of 1/22/2010

CED	BW	WW	Milk	YW	SC	SEN	MARB	REA	Fat
+5	+2.8	+53	+23	+86	-0.14	-0.53	+0.12	+0.31	+0.013
Calving-Ease	\$W (Weaning)	\$F (Feedlot)	\$G (Grid)	\$B (Beef)					
★★	+28.95	+24.09	+15.59	+39.14					

Ranks in the Top 15% for WW EPD, 25% for REA EPD, and 20% for \$W.

284 | EXAR RAVEN 9597B

Reg. No: 16271935 Tattoo: 9597B DOB: 2/2/2009

B C MARATHON 7022..... O C C KIRBY 633K
 BC 7022 RAVEN 7965..... GIBBET HILL MIGNONNE E37
 O C C BLACKBIRD 796F..... O C C BONANZA 880B
 O C C BLACKBIRD 779A

BR MIDLAND..... TWIN VALLEY PRECISION E161
 EXAR ENAMEL 6270..... BR ROYAL LASS 7036-19
 ENAMEL 0538 OF DALEBANKS..... B/R NEW DESIGN 036
 ENAMEL 7141 OF DALEBANKS

EPDs current as of 1/22/2010

CED	BW	WW	Milk	YW	SC	SEN	MARB	REA	Fat
+6	+2.2	+47	+17	+85	-0.15	+5.16	+0.42	+0.30	+0.001
Calving-Ease	\$W (Weaning)	\$F (Feedlot)	\$G (Grid)	\$B (Beef)					
★★★	+24.76	+25.38	+29.50	+48.08					

Ranks in the Top 25% for REA EPD and 20% for \$G. Note the outstanding weaning weight of 849 lbs.

285 | EXAR RAVEN 9555B

Reg. No: 16256493 Tattoo: 9555B DOB: 1/14/2009

B C MARATHON 7022..... O C C KIRBY 633K
 BC 7022 RAVEN 7965..... GIBBET HILL MIGNONNE E37
 O C C BLACKBIRD 796F..... O C C BONANZA 880B
 O C C BLACKBIRD 779A

STEVENSON BENCHMARK N190..... C A FUTURE DIRECTION 5321
 EXAR QUEEN 655..... STEVENSON ELGA L706
 A&B QUEEN 4173..... C H STACKER 7040
 A&B MAXIMA QUEEN 2007

EPDs current as of 1/22/2010

CED	BW	WW	Milk	YW	SC	SEN	MARB	REA	Fat
+6	+3.0	+46	+17	+81	+0.02	+6.38	+0.36	+0.33	-0.008
Calving-Ease	\$W (Weaning)	\$F (Feedlot)	\$G (Grid)	\$B (Beef)					
★★	+23.59	+21.88	+28.67	+46.39					

Ranks in the Top 20% for REA EPD and 25% for \$G. Note the outstanding weaning weight of 841 lbs.

286 | EXAR RAVEN 9553B

Reg. No: 16256490 Tattoo: 9553B DOB: 1/13/2009

B C MARATHON 7022..... O C C KIRBY 633K
 BC 7022 RAVEN 7965..... GIBBET HILL MIGNONNE E37
 O C C BLACKBIRD 796F..... O C C BONANZA 880B
 O C C BLACKBIRD 779A

BR MIDLAND..... TWIN VALLEY PRECISION E161
 RR EVERELDA ENTENSE 6088..... BR ROYAL LASS 7036-19
 RR EVERELDA ENTENSE 3913..... RR FOCUS 1766
 RR EVERELDA ENTENSE 6648

EPDs current as of 1/22/2010

CED	BW	WW	Milk	YW	SC	SEN	MARB	REA	Fat
+7	+2.1	+43	+15	+76	-0.71	+9.63	+0.40	+0.51	+0.030
Calving-Ease	\$W (Weaning)	\$F (Feedlot)	\$G (Grid)	\$B (Beef)					
★★★	+24.20	+18.22	+28.74	+43.07					

Ranks in the Top 15% for \$EN, 4% for REA EPD, and 25% for \$G. Big Ribeye scan of 16!

287 | EXAR RAVEN 9328B

Reg. No: +16289049 Tattoo: 9328B DOB: 1/27/2009

B C MARATHON 7022..... O C C KIRBY 633K
 BC 7022 RAVEN 7965..... GIBBET HILL MIGNONNE E37
 O C C BLACKBIRD 796F..... O C C BONANZA 880B
 O C C BLACKBIRD 779A

EXAR LUTTON 1831..... NORTHERN IMPROVEMENT 4480 GF
 EXAR BLACKBIRD 5146..... EXAR SARAS DREAM 9809
 BLACKBIRD OF RR 1889..... LUKENS FUTURE 7320
 BLACKBIRD OF R R 7756

EPDs current as of 1/22/2010

CED	BW	WW	Milk	YW	SC	SEN	MARB	REA	Fat
+4	+3.1	+53	+24	+90	+0.08	-2.68	+0.32	+0.32	+0.005
Calving-Ease	\$W (Weaning)	\$F (Feedlot)	\$G (Grid)	\$B (Beef)					
★★	+27.27	+28.00	+24.09	+50.50					

Ranks in the Top 15% for WW EPD, 25% for REA EPD, and 25% for \$B. Big Ribeye scan of 16.1!

288 | EXAR RAVEN 9470B

Reg. No: 16391179 Tattoo: 9470B DOB: 2/17/2009

B C MARATHON 7022..... O C C KIRBY 633K
 BC 7022 RAVEN 7965..... GIBBET HILL MIGNONNE E37
 O C C BLACKBIRD 796F..... O C C BONANZA 880B
 O C C BLACKBIRD 779A

BR MIDLAND..... TWIN VALLEY PRECISION E161
 EXG BLACKBIRD R636 R3..... BR ROYAL LASS 7036-19
 LEACHMAN BLACKBIRD 8087..... CONNEALY FRONTLINE
 LEACHMAN BLACKBIRD 1112

EPDs current as of 1/22/2010

CED	BW	WW	Milk	YW	SC	SEN	MARB	REA	Fat
+4	+2.8	+46	+18	+78	-0.34	+6.41	+0.35	+0.56	+0.005
Calving-Ease	\$W (Weaning)	\$F (Feedlot)	\$G (Grid)	\$B (Beef)					
★★	+25.22	+19.02	+29.92	+45.44					

Ranks in the Top 2% for REA EPD and 20% for \$G. Big Ribeye scan of 17.9!

289 | EXAR RAVEN 9729B

Reg. No: +16256585 Tattoo: 9729B DOB: 1/15/2009

B C MARATHON 7022..... O C C KIRBY 633K
 BC 7022 RAVEN 7965..... GIBBET HILL MIGNONNE E37
 O C C BLACKBIRD 796F..... O C C BONANZA 880B
 O C C BLACKBIRD 779A

RAB-GAR LOAD UP 4049J..... G A R MAXIMUM PAYLOAD 3674
 G A R LOAD UP 1682..... G A R EXT 721
 G A R NEW DESIGN 1200..... B/R NEW DESIGN 036
 G A R PRECISION 2536

EPDs current as of 1/22/2010

CED	BW	WW	Milk	YW	SC	SEN	MARB	REA	Fat
+7	+3.3	+50	+17	+85	-0.76	+5.25	+0.25	+0.45	+0.025
Calving-Ease	\$W (Weaning)	\$F (Feedlot)	\$G (Grid)	\$B (Beef)					
★★	+24.65	+24.24	+21.02	+45.99					

Ranks in the Top 25% for WW EPD and 10% for REA EPD. Big Ribeye scan of 17.2!



290 | EXAR RAVEN 9302B

Reg. No: +16289051 Tattoo: 9302B DOB: 1/28/2009

B C MARATHON 7022..... O C C KIRBY 633K
 BC 7022 RAVEN 7965..... GIBBET HILL MIGNONNE E37
 O C C BLACKBIRD 796F..... O C C BONANZA 880B
 O C C BLACKBIRD 779A
 KRUGERRANDS MONEYLINE... KRUGERRAND OF DONAMERE 490
 WK WINNIE 7305..... ANKONY 5G00 BLACKBIRD GC017
 WK WINNIE 5460..... CENTENNIAL HERO 510
 WINNIE 93-820

EPDs current as of 1/22/2010

CED	BW	WW	Milk	YW	SC	\$EN	MARB	REA	Fat
+5	+2.4	+42	+12	+69	-0.34	+14.37	+0.20	+0.44	-0.006
Calving-Ease		\$W (Weaning)	\$F (Feedlot)	\$G (Grid)	\$B (Beef)				
★★		+23.97	+12.08	+22.78	+42.72				

Ranks in the Top 10% for \$EN and 10% for REA EPD.



EXLR WADE IN 9738B

Lot 3 and full brother to Lot 292.

292 | EXAR BEXTOR 9742B

Reg. No: +16274834 Tattoo: 9742B DOB: 2/1/2009

B A R EXT TRAVELER 205..... N BAR EMULATION EXT
 C R A BEXTOR 872 5205 608..... B A R QUEEN TRAVELER 3015
 CRA LADY JAYE 608 498 S EASY..... G A R SLEEP EASY 1009
 H H F 917 LADY 975 498
 G D A R TRAVELER 044..... D H D TRAVELER 6807
 G A R 044 TRAVELER 2328..... G D A R BLACKCAP LADY 840
 G A R PRECISION 2536..... G A R PRECISION 1680
 G A R EXT 2104

EPDs current as of 1/22/2010

CED	BW	WW	Milk	YW	SC	\$EN	MARB	REA	Fat
+8	+2.2	+49	+28	+91	-0.49	-6.04	+0.26	+0.57	+0.001
Calving-Ease		\$W (Weaning)	\$F (Feedlot)	\$G (Grid)	\$B (Beef)				
★★		+27.39	+30.54	+26.23	+48.22				

Ranks in the Top 20% for Calving-Ease Direct, 10% for Milk EPD, 25% for YW EPD, and 2% for REA EPD. Big Ribeye scan of 17.8!

294 | EXAR BEXTOR 9546B

Reg. No: 16261003 Tattoo: 9546B DOB: 1/12/2009

B A R EXT TRAVELER 205..... N BAR EMULATION EXT
 C R A BEXTOR 872 5205 608..... B A R QUEEN TRAVELER 3015
 CRA LADY JAYE 608 498 S EASY..... G A R SLEEP EASY 1009
 H H F 917 LADY 975 498
 BON VIEW NEW DESIGN 1407... B/R NEW DESIGN 036
 EXAR BURGESS 7566..... BON VIEW PRIDE 664
 EXAR BURGESS 5617..... BR MIDLAND
 CABIN CREEK BURGESS 3042

EPDs current as of 1/22/2010

CED	BW	WW	Milk	YW	SC	\$EN	MARB	REA	Fat
+9	+1.5	+42	+27	+82	+0.19	-3.03	+0.70	+0.31	+0.023
Calving-Ease		\$W (Weaning)	\$F (Feedlot)	\$G (Grid)	\$B (Beef)				
★★★★		+25.75	+24.34	+36.39	+47.36				

Ranks in the Top 15% for Calving-Ease Direct, 10% for Milk EPD, 5% for MARB EPD, 25% for REA EPD, and 4% for \$G.



EXAR WILEY POST 9304B

Lot 22 and full brother to Lots 23, 24, 240, 290, 291 & 405.

291 | EXAR RAVEN 9292B

Reg. No: +16332062 Tattoo: 9292B DOB: 1/25/2009

B C MARATHON 7022..... O C C KIRBY 633K
 BC 7022 RAVEN 7965..... GIBBET HILL MIGNONNE E37
 O C C BLACKBIRD 796F..... O C C BONANZA 880B
 O C C BLACKBIRD 779A
 KRUGERRANDS MONEYLINE... KRUGERRAND OF DONAMERE 490
 WK WINNIE 7305..... ANKONY 5G00 BLACKBIRD GC017
 WK WINNIE 5460..... CENTENNIAL HERO 510
 WINNIE 93-820

EPDs current as of 1/22/2010

CED	BW	WW	Milk	YW	SC	\$EN	MARB	REA	Fat
+5	+2.4	+42	+12	+69	-0.08	+14.37	+0.32	+0.42	-0.022
Calving-Ease		\$W (Weaning)	\$F (Feedlot)	\$G (Grid)	\$B (Beef)				
★★★		+23.97	+12.08	+29.09	+46.76				

Ranks in the Top 10% for \$EN and 10% for REA EPD, 20% for \$G.

293 | EXAR BEXTOR 9770B

Reg. No: +16285203 Tattoo: 9770B DOB: 2/12/2009

B A R EXT TRAVELER 205..... N BAR EMULATION EXT
 C R A BEXTOR 872 5205 608..... B A R QUEEN TRAVELER 3015
 CRA LADY JAYE 608 498 S EASY..... G A R SLEEP EASY 1009
 H H F 917 LADY 975 498
 BR MIDLAND..... TWIN VALLEY PRECISION E161
 EXAR MISS TRAVELER 4811..... BR ROYAL LASS 7036-19
 BROST MISS TRAVELER 703..... N BAR EMULATION EXT
 G T MISS TRAVELER 177

EPDs current as of 1/22/2010

CED	BW	WW	Milk	YW	SC	\$EN	MARB	REA	Fat
+8	+1.2	+44	+19	+84	-0.36	+3.70	+0.50	+0.28	+0.036
Calving-Ease		\$W (Weaning)	\$F (Feedlot)	\$G (Grid)	\$B (Beef)				
★★★★		+25.27	+25.54	+28.21	+45.11				

Ranks in the Top 20% for Calving-Ease Direct, 20% for MARB EPD, and 25% for \$G. Big Ribeye scan of 16.2!

295 | EXAR BEXTOR 9590B

Reg. No: 16265331 Tattoo: 9590B DOB: 2/1/2009

B A R EXT TRAVELER 205..... N BAR EMULATION EXT
 C R A BEXTOR 872 5205 608..... B A R QUEEN TRAVELER 3015
 CRA LADY JAYE 608 498 S EASY..... G A R SLEEP EASY 1009
 H H F 917 LADY 975 498
 BASIN FRANCHISE P142..... C A FUTURE DIRECTION 5321
 EXAR LADY 7525..... BASIN CHLOE 812L
 ROLLIN ROCK LADY 3303..... HERO 6267 OF R R 2418
 ROLLIN ROCK LADY 1380

EPDs current as of 1/22/2010

CED	BW	WW	Milk	YW	SC	\$EN	MARB	REA	Fat
+14	-1.2	+42	+29	+77		-3.42	+0.44	+0.31	+0.023
Calving-Ease		\$W (Weaning)	\$F (Feedlot)	\$G (Grid)	\$B (Beef)				
★★★★		+30.11	+19.54	+28.75	+42.55				

Ranks in the Top 1% for Calving-Ease Direct, 3% for BW EPD, 4% for Milk EPD, 25% for REA EPD, 10% for \$W, and 25% for \$G.



296 EXAR BEKTOR 9549B

Reg. No: 16261004 Tattoo: 9549B DOB: 1/13/2009

B A R EXT TRAVELER 205..... N BAR EMULATION EXT
 C R A BEKTOR 872 5205 608 B A R QUEEN TRAVELER 3015
 CRA LADY JAYE 608 498 S EASY G A R SLEEP EASY 1009
 H H F 917 LADY 975 498 H H F 917 LADY 975 498
 B/R NEW DESIGN 036
 BON VIEW NEW DESIGN 1407... B/R NEW DESIGN 036
EXAR TRISHA 3257 BON VIEW PRIDE 664
 EXAR TRISHA 7425..... N BAR EMULATION EXT
 T R A TRISHA 604

CED	BW	WW	Milk	YW	SC	SEN	MARB	REA	Fat
+7	+1.8	+46	+32	+83	+0.08	-8.16	+0.82	+0.18	+0.015
Calving-Ease		\$W (Weaning)	\$F (Feedlot)	\$G (Grid)	\$B (Beef)				
★★★★		+28.20	+23.81	+37.32	+51.14				

Ranks in the Top 1% for Milk EPD, 2% for MARB EPD, 25% for \$W, 3% for \$G, and 20% for \$B. Check out the %IMF of 7.16.

298 EXAR PRIME STAR 9592B

Reg. No: 16265333 Tattoo: 9592B DOB: 2/2/2009 (NHF)

N BAR PRIME TIME D806..... GARDENS PRIME TIME
GARDENS PRIME STAR N BAR MISS EMULOUS A404
 GREEN GARDEN JILT C242 S1... S S TRAVELER 6807 T510
 GREEN GARDEN JILT 9242 S1
 BR MIDLAND..... TWIN VALLEY PRECISION E161
EXAR RACHEL 3447 BR ROYAL LASS 7036-19
 RR RACHEL 3187..... C A FUTURE DIRECTION 5321
 H A RACHEL 1122

CED	BW	WW	Milk	YW	SC	SEN	MARB	REA	Fat
+11	+0.8	+42	+19	+85	+0.23	+3.39	+0.75	+0.42	+0.042
Calving-Ease		\$W (Weaning)	\$F (Feedlot)	\$G (Grid)	\$B (Beef)				
★★★★		+23.92	+27.28	+36.05	+50.59				

Ranks in the Top 4% for Calving-Ease Direct, 25% for BW EPD, 4% for MARB EPD, 10% for REA EPD, 4% for \$G, and 25% for \$B. Big Ribeye scan of 16.4!

300 EXAR PRIME STAR 9451B

Reg. No: 16285132 Tattoo: 9451B DOB: 2/9/2009

N BAR PRIME TIME D806..... GARDENS PRIME TIME
GARDENS PRIME STAR N BAR MISS EMULOUS A404
 GREEN GARDEN JILT C242 S1... S S TRAVELER 6807 T510
 GREEN GARDEN JILT 9242 S1
 BR MIDLAND..... TWIN VALLEY PRECISION E161
WK QUEEN PAT 6110 BR ROYAL LASS 7036-19
WK QUEEN PAT 1106..... BON VIEW NEW DESIGN 1407
 WK QUEEN PAT 9205

CED	BW	WW	Milk	YW	SC	SEN	MARB	REA	Fat
+8	+2.2	+45	+20	+87	+0.38	+1.89	+0.70	+0.23	+0.040
Calving-Ease		\$W (Weaning)	\$F (Feedlot)	\$G (Grid)	\$B (Beef)				
★★★		+23.56	+28.10	+32.81	+47.56				

Ranks in the Top 20% for Calving-Ease Direct, 5% for MARB EPD, and 10% for \$G.

302 EXAR PRIME STAR 9773B

Reg. No: +16285206 Tattoo: 9773B DOB: 2/13/2009

N BAR PRIME TIME D806..... GARDENS PRIME TIME
GARDENS PRIME STAR N BAR MISS EMULOUS A404
 GREEN GARDEN JILT C242 S1... S S TRAVELER 6807 T510
 GREEN GARDEN JILT 9242 S1
 SUMMITCREST HIGH PRIME 0H29... GARDENS PRIME TIME
EXG FOREVER LADY 3758 SUMMITCREST MISSIE 2F55
 V A R FOREVER LADY 4304.... G D A R EXECUTIVE 727
 BLACKCAP LADY 384 G D A R

CED	BW	WW	Milk	YW	SC	SEN	MARB	REA	Fat
+5	+2.8	+44	+25	+84	+0.66	-1.76	+0.58	+0.29	+0.022
Calving-Ease		\$W (Weaning)	\$F (Feedlot)	\$G (Grid)	\$B (Beef)				
★★		+23.58	+25.54	+33.50	+43.83				

Ranks in the Top 20% for Milk EPD, 15% for MARB EPD, and 10% for \$G.

297 EXAR BEKTOR 9543B

Reg. No: 16261002 Tattoo: 9543B DOB: 1/12/2009

B A R EXT TRAVELER 205..... N BAR EMULATION EXT
 C R A BEKTOR 872 5205 608 B A R QUEEN TRAVELER 3015
 CRA LADY JAYE 608 498 S EASY G A R SLEEP EASY 1009
 H H F 917 LADY 975 498 H H F 917 LADY 975 498
 B/R NEW DESIGN 036
 BON VIEW NEW DESIGN 1407... B/R NEW DESIGN 036
EXAR MYSTIC QUEEN 6933 BON VIEW PRIDE 664
WK MYSTIC QUEEN 3177..... BR MIDLAND
 WK MYSTIC QUEEN 6915

CED	BW	WW	Milk	YW	SC	SEN	MARB	REA	Fat
+8	+1.8	+45	+28	+85	-0.41	-4.90	+0.61	+0.31	+0.023
Calving-Ease		\$W (Weaning)	\$F (Feedlot)	\$G (Grid)	\$B (Beef)				
★★★★		+26.51	+26.13	+33.69	+47.93				

Ranks in the Top 20% for Calving-Ease Direct, 10% for Milk EPD, 10% for MARB EPD, 25% for REA EPD, and 10% for \$G.

299 EXAR PRIME STAR 9607B

Reg. No: 16271949 Tattoo: 9607B DOB: 2/4/2009

N BAR PRIME TIME D806..... GARDENS PRIME TIME
GARDENS PRIME STAR N BAR MISS EMULOUS A404
 GREEN GARDEN JILT C242 S1... S S TRAVELER 6807 T510
 GREEN GARDEN JILT 9242 S1
 B/R NEW FRONTIER 095..... B/R NEW DESIGN 036
EXAR QUEEN MOTHER 7053 WHITE FENCE PRIDE H1
 LEACHMAN QUEEN MOTHER 0254... PAPA FORTE 1921
 LEACHMAN QUEEN MOTHER 2067

CED	BW	WW	Milk	YW	SC	SEN	MARB	REA	Fat
+13	-0.3	+37	+21	+74	+0.47	+4.94	+0.78	+0.25	+0.021
Calving-Ease		\$W (Weaning)	\$F (Feedlot)	\$G (Grid)	\$B (Beef)				
★★★★		+25.18	+18.53	+37.28	+46.98				

Ranks in the Top 1% for Calving-Ease Direct, 10% for BW EPD, 3% for MARB EPD, and 3% for \$G.

301 EXAR PRIME STAR 9103

Reg. No: 16379357 Tattoo: 9103 DOB: 1/17/2009

N BAR PRIME TIME D806..... GARDENS PRIME TIME
GARDENS PRIME STAR N BAR MISS EMULOUS A404
 GREEN GARDEN JILT C242 S1... S S TRAVELER 6807 T510
 GREEN GARDEN JILT 9242 S1
 B/R NEW DESIGN 036..... V D A R NEW TREND 315
EXAR RUBY 3987 B/R BLACKCAP EMPRESS 76
 C'SIDES RUBY OF TIFFANY 4917... SUMMITCREST HIGH PRIME 0H29
 B/R RUBY OF TIFFANY 436

CED	BW	WW	Milk	YW	SC	SEN	MARB	REA	Fat
+9	+1.8	+40	+22	+81	-0.22	+1.91	+0.69	+0.37	+0.015
Calving-Ease		\$W (Weaning)	\$F (Feedlot)	\$G (Grid)	\$B (Beef)				
★★★		+23.09	+24.12	+37.52	+49.48				

Ranks in the Top 15% for Calving-Ease Direct, 10% for MARB EPD, 15% for REA EPD, 3% for \$G, and 25% for \$B. Big Ribeye scan of 17.8!

303 EXAR PRIME STAR 9526B

Reg. No: 16256464 Tattoo: 9526B DOB: 1/1/2009 (NHF)

N BAR PRIME TIME D806..... GARDENS PRIME TIME
GARDENS PRIME STAR N BAR MISS EMULOUS A404
 GREEN GARDEN JILT C242 S1... S S TRAVELER 6807 T510
 GREEN GARDEN JILT 9242 S1
 BR MIDLAND..... TWIN VALLEY PRECISION E161
EXAR RITA 6434 BR ROYAL LASS 7036-19
 G A R PRECISION G133..... G A R PRECISION 1680
 G A R PRIME TIME 2409

CED	BW	WW	Milk	YW	SC	SEN	MARB	REA	Fat
+11	+1.0	+42	+21	+82	+0.10	+2.52	+0.88	+0.24	+0.037
Calving-Ease		\$W (Weaning)	\$F (Feedlot)	\$G (Grid)	\$B (Beef)				
★★★★		+25.15	+24.34	+37.13	+48.09				

Ranks in the Top 4% for Calving-Ease Direct, 25% for BW EPD, 2% for MARB EPD, and 3% for \$G. Check out the %IMF of 6.23.



304 | EXAR PRIME STAR C 9015B

Reg. No: 16263497 Tattoo: 9015B DOB: 1/12/2009

N BAR PRIME TIME D806 GARDENS PRIME TIME
 GARDENS PRIME STAR N BAR MISS EMULOUS A404
 GREEN GARDEN JILT C242 S1 ... S S TRAVELER 6807 T510
 GREEN GARDEN JILT 9242 S1

BON VIEW NEW DESIGN 1407 ... B/R NEW DESIGN 036
 WK FOREVER LADY KEM 1009 BON VIEW PRIDE 664
 LUKENS 6807 KEM 3956 D H D TRAVELER 6807
 G D A R KEM 956

EPDs current as of 1/22/2010

CED	BW	WW	Milk	YW	SC	\$EN	MARB	REA	Fat
+9	+1.3	+42	+27	+81	-0.10	-2.73	+0.61	+0.05	+0.038
Calving-Ease		\$W (Weaning)	\$F (Feedlot)	\$G (Grid)	\$B (Beef)				
★★★★		+26.29	+23.37	+29.79	+36.40				

Ranks in the Top 15% for Calving-Ease Direct, 10% for Milk EPD, 10% for MARB EPD, and 20% for \$G. Big Ribeye scan of 16.4!

306 | EXAR PRIME STAR 9448B

Reg. No: 16285127 Tattoo: 9448B DOB: 2/9/2009

N BAR PRIME TIME D806 GARDENS PRIME TIME
 GARDENS PRIME STAR N BAR MISS EMULOUS A404
 GREEN GARDEN JILT C242 S1 ... GREEN GARDEN JILT 9242 S1

BR MIDLAND TWIN VALLEY PRECISION E161
 EXG OLUS S633 R3 BR ROYAL LASS 7036-19
 RR OLUS 1381 BON VIEW NEW DESIGN 1407
 DE KAP EXEC BIG B OLUS 361

EPDs current as of 1/22/2010

CED	BW	WW	Milk	YW	SC	\$EN	MARB	REA	Fat
+7	+2.6	+37	+18	+84	+0.53	+4.59	+0.53	+0.33	+0.052
Calving-Ease		\$W (Weaning)	\$F (Feedlot)	\$G (Grid)	\$B (Beef)				
★★		+17.32	+28.20	+28.65	+42.41				

Ranks in the Top 20% for MARB EPD, 20% for REA EPD, and 25% for \$G. Big Ribeye scan of 16.3!

305 | EXAR PRIME STAR 9432B

Reg. No: 16265317 Tattoo: 9432B DOB: 2/1/2009

N BAR PRIME TIME D806 GARDENS PRIME TIME
 GARDENS PRIME STAR N BAR MISS EMULOUS A404
 GREEN GARDEN JILT C242 S1 ... S S TRAVELER 6807 T510
 GREEN GARDEN JILT 9242 S1

BR MIDLAND TWIN VALLEY PRECISION E161
 J&J QUEEN 610 BR ROYAL LASS 7036-19
 J&J QUEENIE 9206 A&B YUKON 7150
 C&C QUEEN 418

EPDs current as of 1/22/2010

CED	BW	WW	Milk	YW	SC	\$EN	MARB	REA	Fat
+8	+2.6	+43	+14	+88	+0.40	+6.83	+0.64	+0.11	+0.029
Calving-Ease		\$W (Weaning)	\$F (Feedlot)	\$G (Grid)	\$B (Beef)				
★★		+19.16	+29.87	+31.12	+46.34				

Ranks in the Top 20% for Calving-Ease Direct, 25% for \$EN, 10% for MARB EPD, and 15% for \$G.

307 | EXAR PRIME STAR 9629B

Reg. No: 16271983 Tattoo: 9629B DOB: 2/7/2009

N BAR PRIME TIME D806 GARDENS PRIME TIME
 GARDENS PRIME STAR N BAR MISS EMULOUS A404
 GREEN GARDEN JILT C242 S1 ... GREEN GARDEN JILT 9242 S1

WOODHILL FORESIGHT PAPA FORTE 1921
 EXAR EVAS EXT 4917 BON VIEW GAMMER 85
 G A R EVAS EXT 1525 N BAR EMULATION EXT
 G A R BANDO 338

EPDs current as of 1/22/2010

CED	BW	WW	Milk	YW	SC	\$EN	MARB	REA	Fat
+5	+3.4	+42	+20	+91	+0.12	+0.66	+0.56	+0.12	+0.031
Calving-Ease		\$W (Weaning)	\$F (Feedlot)	\$G (Grid)	\$B (Beef)				
★★		+17.63	+33.27	+27.72	+48.88				

Ranks in the Top 25% for YW EPD, 15% for MARB EPD, 20% for \$F, 25% for \$G, and 25% for \$B.



GARDENS PRIME STAR



308 | EXAR PRIME STAR 9645B

Reg. No: 16285171 Tattoo: 9645B DOB: 2/18/2009

N BAR PRIME TIME D806 GARDENS PRIME TIME
GARDENS PRIME STAR N BAR MISS EMULOUS A404
 GREEN GARDEN JILT C242 S1 ... S S TRAVELER 6807 T510
 GREEN GARDEN JILT 9242 S1
 ISU IMAGING Q 9111 G T EXPO
EXAR BARBARA T010 SUMMITCREST PRIDE 351F
 LCC MC HENRY BARBAR MG382 BON VIEW NEW DESIGN 1407
 LEACHMAN B C 4410

EPDs current as of 1/22/2010

CED	BW	WW	Milk	YW	SC	SEN	MARB	REA	Fat
+9	+1.0	+40	+21	+85	+0.29	+1.60	+0.76	+0.26	+0.051
Calving-Ease	\$W (Weaning)	\$F (Feedlot)	\$G (Grid)	\$B (Beef)					
★★★★	+22.79	+28.04	+32.09	+50.40					

Ranks in the Top 15% for Calving-Ease Direct, 25% for BW EPD, 4% for MARB EPD, 15% for \$G, and 25% for \$B.

310 | EXAR PRIME STAR 9642B [AMF]

Reg. No: 16391262 Tattoo: 9642B DOB: 2/15/2009

N BAR PRIME TIME D806 GARDENS PRIME TIME
GARDENS PRIME STAR N BAR MISS EMULOUS A404
 GREEN GARDEN JILT C242 S1 ... S S TRAVELER 6807 T510
 GREEN GARDEN JILT 9242 S1
 E7B 1680 PRECISION 151 G A R PRECISION 1680
RR MERLE 6330 E&B LADY 4137 EXT 945
 RR MERLE 3762 RR POPATOP 0600
 RR MERLE 0101

EPDs current as of 1/22/2010

CED	BW	WW	Milk	YW	SC	SEN	MARB	REA	Fat
+7	+2.3	+41	+24	+71	+0.33	+3.09	+0.49	+0.16	+0.016
Calving-Ease	\$W (Weaning)	\$F (Feedlot)	\$G (Grid)	\$B (Beef)					
★★★	+26.21	+14.28	+29.89	+38.76					

Ranks in the Top 25% for MARB EPD, and 20% for \$G.

312 | EXAR PRIME STAR 9335B [AMF-NHF]

Reg. No: +16391260 Tattoo: 9335B DOB: 2/14/2009

N BAR PRIME TIME D806 GARDENS PRIME TIME
GARDENS PRIME STAR N BAR MISS EMULOUS A404
 GREEN GARDEN JILT C242 S1 ... S S TRAVELER 6807 T510
 GREEN GARDEN JILT 9242 S1
 BON VIEW NEW DESIGN 1407 ... B/R NEW DESIGN 036
RIVERBEND BLACKBIRD 4090 BON VIEW PRIDE 664
 DAVIS YR BLACKBIRD 558H G A R PRECISION 1680
 G A R TRAVELER 760

EPDs current as of 1/22/2010

CED	BW	WW	Milk	YW	SC	SEN	MARB	REA	Fat
+9	+1.8	+42	+26	+80	+0.13	-1.21	+0.86	+0.35	+0.035
Calving-Ease	\$W (Weaning)	\$F (Feedlot)	\$G (Grid)	\$B (Beef)					
★★★	+25.87	+22.41	+38.17	+49.71					

Ranks in the Top 15% for Calving-Ease Direct, 15% for Milk EPD, 2% for MARB EPD, 20% for REA EPD, 2% for \$G, and 25% for \$B. Check out the %IMF of 6.39.

314 | EXAR PRIME STAR 9649B

Reg. No: 16285174 Tattoo: 9649B DOB: 2/19/2009

N BAR PRIME TIME D806 GARDENS PRIME TIME
GARDENS PRIME STAR N BAR MISS EMULOUS A404
 GREEN GARDEN JILT C242 S1 ... S S TRAVELER 6807 T510
 GREEN GARDEN JILT 9242 S1
 BR MIDLAND TWIN VALLEY PRECISION E161
EXAR PRINCESS 6207 BR ROYAL LASS 7036-19
 WK PRINCESS 1194 BON VIEW NEW DESIGN 1407
 WK PRINCESS 8401

EPDs current as of 1/22/2010

CED	BW	WW	Milk	YW	SC	SEN	MARB	REA	Fat
+10	+1.3	+39	+19	+78	-0.33	+5.52	+0.63	+0.10	+0.041
Calving-Ease	\$W (Weaning)	\$F (Feedlot)	\$G (Grid)	\$B (Beef)					
★★★★	+23.38	+21.60	+31.10	+35.14					

Ranks in the Top 10% for Calving-Ease Direct, 10% for MARB EPD, and 15% for \$G.

309 | EXAR PRIME STAR 9450B

Reg. No: 16285131 Tattoo: 9450B DOB: 2/9/2009

N BAR PRIME TIME D806 GARDENS PRIME TIME
GARDENS PRIME STAR N BAR MISS EMULOUS A404
 GREEN GARDEN JILT C242 S1 ... S S TRAVELER 6807 T510
 GREEN GARDEN JILT 9242 S1
 BR MIDLAND TWIN VALLEY PRECISION E161
EXG RITA 6020 R3 BR ROYAL LASS 7036-19
 D V A R BANDO 2 EXT 743 N BAR EMULATION EXT
 G A R BANDO 2

EPDs current as of 1/22/2010

CED	BW	WW	Milk	YW	SC	SEN	MARB	REA	Fat
+6	+2.9	+38	+18	+82	+0.05	+5.20	+0.70	+0.15	+0.037
Calving-Ease	\$W (Weaning)	\$F (Feedlot)	\$G (Grid)	\$B (Beef)					
★★	+18.03	+25.85	+32.67	+44.02					

Ranks in the Top 5% for MARB EPD, and 10% for \$G.

311 | EXAR PRIME STAR 9426B [NHF]

Reg. No: 16265311 Tattoo: 9426B DOB: 1/21/2009

N BAR PRIME TIME D806 GARDENS PRIME TIME
GARDENS PRIME STAR N BAR MISS EMULOUS A404
 GREEN GARDEN JILT C242 S1 ... S S TRAVELER 6807 T510
 GREEN GARDEN JILT 9242 S1
 C A FUTURE DIRECTION 5321 ... G A R PRECISION 1680
CMC 2006 MISS TONTO 5643 C A MISS POWER FIX 308
 OBG MISS TONTO 2006 NORTHERN IMPROVEMENT 4480 GF
 P A F MISS TONTO 1039

EPDs current as of 1/22/2010

CED	BW	WW	Milk	YW	SC	SEN	MARB	REA	Fat
+8	+2.2	+37	+24	+75	+0.35	+2.17	+0.63	+0.50	+0.025
Calving-Ease	\$W (Weaning)	\$F (Feedlot)	\$G (Grid)	\$B (Beef)					
★★★	+22.59	+19.48	+36.23	+49.00					

Ranks in the Top 20% for Calving-Ease Direct, 10% for MARB EPD, 5% for REA EPD, 4% for \$G, and 25% for \$B. Big Ribeye scan of 16.8!

313 | EXAR PRIME STAR 9413B

Reg. No: 16265288 Tattoo: 9413B DOB: 1/13/2009

N BAR PRIME TIME D806 GARDENS PRIME TIME
GARDENS PRIME STAR N BAR MISS EMULOUS A404
 GREEN GARDEN JILT C242 S1 ... S S TRAVELER 6807 T510
 GREEN GARDEN JILT 9242 S1
 SCHURRTOP MC 2500 SCHURRTOP M C
EXG LADY T654 R3 SCHURRTOP R S 1413 2153
 R3 LADY YUKON 9522 A&B YUKON 7150
 C&C MS BAND 576

EPDs current as of 1/22/2010

CED	BW	WW	Milk	YW	SC	SEN	MARB	REA	Fat
-2	+6.5	+50	+27	+97	+0.28	-7.66	+0.53	+0.15	+0.019
Calving-Ease	\$W (Weaning)	\$F (Feedlot)	\$G (Grid)	\$B (Beef)					
★	+15.73	+36.22	+28.28	+52.47					

Ranks in the Top 25% for WW EPD, 10% for Milk EPD, 15% for YW EPD, 20% for MARB EPD, 15% for \$F, 25% for \$G, and 20% for \$B. Check out the outstanding yearling weight of 1,407 lbs.

315 | EXAR PRIME STAR 9463B [NHF]

Reg. No: 16285150 Tattoo: 9463B DOB: 2/13/2009

N BAR PRIME TIME D806 GARDENS PRIME TIME
GARDENS PRIME STAR N BAR MISS EMULOUS A404
 GREEN GARDEN JILT C242 S1 ... S S TRAVELER 6807 T510
 GREEN GARDEN JILT 9242 S1
 BOYD NEW DAY 8005 A A R NEW TREND
BOYD EVERELDA ENTENSE 6035 S V F FOREVER LADY 57D
 BOYD EVERELDA ENTENSE 3031 C A FUTURE DIRECTION 5321
 BT EVERELDA ENTENSE 43J

EPDs current as of 1/22/2010

CED	BW	WW	Milk	YW	SC	SEN	MARB	REA	Fat
+7	+3.2	+43	+25	+85	+0.37	-2.07	+0.75	+0.19	+0.050
Calving-Ease	\$W (Weaning)	\$F (Feedlot)	\$G (Grid)	\$B (Beef)					
★★	+21.70	+26.90	+31.36	+47.63					

Ranks in the Top 20% for Milk EPD, 4% for MARB EPD, and 15% for \$G. Check out the %IMF of 6.81.



EXAR 263C

Total Performance Sire. 37 Sons Sell!

316 | EXAR 263C 9224B [NHF] Act. BW 70
 Reg. No: +16265255 Tattoo: 9224B DOB: 1/25/2009 Adj. WW 698
 BON VIEW NEW DESIGN 1407 ... B/R NEW DESIGN 036 Adj. YW 1,365
EXAR 263C ... BON VIEW PRIDE 664 1,365
 EXAR JUNE C 3577 ... BR MIDLAND Adj. SC 36.6
 PAF 9611 616 1161 36.6
 KG DAKOTA ... C A FUTURE DIRECTION 5321 Adj. IMF 4.89
EXAR RITA 5486 ... NEW TREND 315 K G 3 4.89
 M F OSC3 QUEEN B 8EX5 ... N BAR EMULATION EXT Adj. REA 17.0
 M F QUEEN B OSC3 OF 5H11SC 17.0

EPDs current as of 1/22/2010

CED	BW	WW	Milk	YW	SC	\$EN	MARB	REA	Fat
+9	+1.8	+47	+28	+93	+0.16	-7.36	+0.53	+0.45	+0.010
Calving-Ease	\$W (Weaning)	\$F (Feedlot)	\$G (Grid)	\$B (Beef)					
★★★	+25.47	+33.33	+31.82	+60.13					

Ranks in the Top 15% for Calving-Ease Direct, 10% for Milk EPD, 20% for YW EPD, 20% for MARB EPD, 10% for REA EPD, 20% for \$F, 15% for \$G, and 5% for \$B. Big Ribeye scan of 17!

318 | EXAR 263C 9624B [NHF] Act. BW 78
 Reg. No: 16271974 Tattoo: 9624B DOB: 2/5/2009 Adj. WW 749
 BON VIEW NEW DESIGN 1407 ... B/R NEW DESIGN 036 Adj. YW 1,234
EXAR 263C ... BON VIEW PRIDE 664 1,234
 EXAR JUNE C 3577 ... BR MIDLAND Adj. SC 40.0
 PAF 9611 616 1161 40.0
 BASIN FRANCHISE P142 ... C A FUTURE DIRECTION 5321 Adj. IMF 5.91
EXAR BLACKBIRD 7099 ... BASIN CHLOE 812L 5.91
 THREE TREES BLACKBIRD 4340 ... THREE TREES DESIGNER 1630 Adj. REA 13.7
 THREE TREES BLACKBIRD 1913 13.7

EPDs current as of 1/22/2010

CED	BW	WW	Milk	YW	SC	\$EN	MARB	REA	Fat
+7	+2.5	+48	+29	+92	+0.38	-8.01	+0.68	+0.21	+0.036
Calving-Ease	\$W (Weaning)	\$F (Feedlot)	\$G (Grid)	\$B (Beef)					
★★★	+25.16	+31.93	+31.29	+52.08					

Ranks in the Top 4% for Milk EPD, 25% for YW EPD, 10% for MARB EPD, 25% for \$F, 15% for \$G, and 20% for \$B.

317 | EXAR 263C 9575B Act. BW 82
 Reg. No: 16256521 Tattoo: 9575B DOB: 1/20/2009 Adj. WW 795
 BON VIEW NEW DESIGN 1407 ... B/R NEW DESIGN 036 Adj. YW 1,353
EXAR 263C ... BON VIEW PRIDE 664 1,353
 EXAR JUNE C 3577 ... BR MIDLAND Adj. SC 38.5
 PAF 9611 616 1161 38.5
 MYTTY IN FOCUS ... S A F FOCUS OF E R Adj. IMF 5.72
EXAR ENCHANTRESS 7632 ... MYTTY COUNTESS 906 5.72
 ROLLIN ROCK ENCHANTRESS 5057 ... BR MIDLAND Adj. REA 14.5
 ENCHANTRESS T L 957 14.5

EPDs current as of 1/22/2010

CED	BW	WW	Milk	YW	SC	\$EN	MARB	REA	Fat
+7	+2.1	+54	+28	+105	+0.19	-11.13	+0.66	+0.22	+0.025
Calving-Ease	\$W (Weaning)	\$F (Feedlot)	\$G (Grid)	\$B (Beef)					
★★★	+26.01	+42.92	+32.33	+55.82					

Ranks in the Top 15% for WW EPD, 10% for Milk EPD, 4% for YW EPD, 10% for MARB EPD, 4% for \$F, 15% for \$G, and 10% for \$B.

319 | EXAR 263C 81524 Act. BW 80
 Reg. No: +16241738 Tattoo: 81524 DOB: 12/24/2008 Adj. WW 675
 BON VIEW NEW DESIGN 1407 ... B/R NEW DESIGN 036 Adj. YW 1,165
EXAR 263C ... BON VIEW PRIDE 664 1,165
 EXAR JUNE C 3577 ... BR MIDLAND Adj. SC 34.6
 PAF 9611 616 1161 34.6
 G D A R TRAVELER 044 ... D H D TRAVELER 6807 Adj. IMF 4.22
G A R 044 TRAVELER 2328 ... G D A R BLACKCAP LADY 840 4.22
 G A R PRECISION 2536 ... G A R PRECISION 1680 Adj. REA 13.5
 G A R EXT 2104 13.5

EPDs current as of 1/22/2010

CED	BW	WW	Milk	YW	SC	\$EN	MARB	REA	Fat
+8	+2.1	+52	+31	+101	-0.16	-11.69	+0.25	+0.22	-0.019
Calving-Ease	\$W (Weaning)	\$F (Feedlot)	\$G (Grid)	\$B (Beef)					
★★★	+27.24	+39.55	+24.17	+46.90					

Ranks in the Top 20% for Calving-Ease Direct, 20% for WW EPD, 1% for Milk EPD, 10% for YW EPD, and 10% for \$F.



320 | EXAR MCS 263C 905W

Reg. No: 16469072 Tattoo: 905W DOB: 2/9/2009

BON VIEW NEW DESIGN 1407 ... B/R NEW DESIGN 036
 EXAR 263C BON VIEW PRIDE 664
 EXAR JUNE C 3577 ... BR MIDLAND
 PAF 9611 616 1161

BON VIEW NEW DESIGN 878 ... B/R NEW DESIGN 036
 RR BLACKBIRD 7036 BON VIEW GAMMER 85
 RR BLACKBIRD 4269 ... BT RIGHT TIME 24J
 PF 7215 BLACKBIRD 0296

EPDs current as of 1/22/2010

CED	BW	WW	Milk	YW	SC	SEN	MARB	REA	Fat
	+1.5	+56	+31	+103	-0.08	-13.38	+0.52	+0.18	+0.024
Calving-Ease	\$W (Weaning)	\$F (Feedlot)	\$G (Grid)	\$B (Beef)					
★★★★	+29.54	+40.02	+27.52	+53.41					

Ranks in the Top 10% for WW EPD, 1% for Milk EPD, 10% for YW EPD, 20% for MARB EPD, 15% for \$W, 10% for \$F, and 15% for \$B. Note the outstanding weaning weight of 887 lbs.

322 | EXAR 263C 9641B

Reg. No: 16272004 Tattoo: 9641B DOB: 2/15/2009

BON VIEW NEW DESIGN 1407 ... B/R NEW DESIGN 036
 EXAR 263C BON VIEW PRIDE 664
 EXAR JUNE C 3577 ... BR MIDLAND
 PAF 9611 616 1161

R C BLACK CIGAR 0293 ... CONNEALY FRONTLINE
 ROLLIN ROCK BLACKBIRD 6569 REV ROSE OF C H 8091
 ROLLIN ROCK BLACKBIRD 9885 LUKENS FOREVER FUTURE 7000
 ROLLIN ROCK BLACKBIRD 7733

EPDs current as of 1/22/2010

CED	BW	WW	Milk	YW	SC	SEN	MARB	REA	Fat
+12	-0.5	+40	+25	+87	+0.41	-2.68	+0.43	+0.33	+0.028
Calving-Ease	\$W (Weaning)	\$F (Feedlot)	\$G (Grid)	\$B (Beef)					
★★★★	+24.42	+30.03	+27.73	+45.60					

Ranks in the Top 2% for Calving-Ease Direct, 10% for BW EPD, 20% for Milk EPD, and 20% for REA EPD, 25% for \$G.

324 | EXAR 263C 9110

Reg. No: 16373336 Tattoo: 9110 DOB: 1/25/2009

BON VIEW NEW DESIGN 1407 ... B/R NEW DESIGN 036
 EXAR 263C BON VIEW PRIDE 664
 EXAR JUNE C 3577 ... BR MIDLAND
 PAF 9611 616 1161

RR GOLD BUCKLE 2225 ... S A F FOCUS OF E R
 RR EILEENMERE 4610 R R EVERELDA ENTENSE 0413
 H A EILEENMERE 0476 ... E&B 4137 DOMINETT 855
 H A EMULATION EILEEN 2025

EPDs current as of 1/22/2010

CED	BW	WW	Milk	YW	SC	SEN	MARB	REA	Fat
+9	+0.6	+48	+32	+92	+0.33	-10.92	+0.34	+0.09	-0.002
Calving-Ease	\$W (Weaning)	\$F (Feedlot)	\$G (Grid)	\$B (Beef)					
★★★★	+28.39	+31.93	+24.73	+43.88					

Ranks in the Top 15% for Calving-Ease Direct, 20% for BW EPD, 1% for Milk EPD, 25% for YW EPD, 25% for \$W, and 25% for \$F.

321 | EXAR 263C 9014B

Reg. No: 16256422 Tattoo: 9014B DOB: 1/11/2009

BON VIEW NEW DESIGN 1407 ... B/R NEW DESIGN 036
 EXAR 263C BON VIEW PRIDE 664
 EXAR JUNE C 3577 ... BR MIDLAND
 PAF 9611 616 1161

BOYD ON TARGET 1083 ... S A F 598 BANDO 5175
 STEVENSON CLOVA PRIDE S490 BOYD FOREVER LADY 7095
 STEVENSON CLOVA PRIDE 759P SITZ IMF 7839
 STEVENSON CLOVA PRIDE 161C

EPDs current as of 1/22/2010

CED	BW	WW	Milk	YW	SC	SEN	MARB	REA	Fat
+5	+2.0	+51	+29	+98	+0.42	-9.88	+0.41	+0.27	+0.012
Calving-Ease	\$W (Weaning)	\$F (Feedlot)	\$G (Grid)	\$B (Beef)					
★★★	+26.44	+36.85	+28.05	+47.62					

Ranks in the Top 25% for WW EPD, 4% for Milk EPD, 15% for YW EPD, 15% for \$F, and 25% for \$G. Big Ribeye scan of 17.2!

323 | EXAR MCS 263C 910W

Reg. No: 16469076 Tattoo: 910W DOB: 2/17/2009

BON VIEW NEW DESIGN 1407 ... B/R NEW DESIGN 036
 EXAR 263C BON VIEW PRIDE 664
 EXAR JUNE C 3577 ... BR MIDLAND
 PAF 9611 616 1161

EXAR LUTTON 4553 ... EXAR LUTTON 1831
 MCS 4553 TILLIE 363T PF 7215 JASMINE 0304
 M C S 1407 LADY TREND 363M BON VIEW NEW DESIGN 1407
 EXAR LADY BIRD 0363

EPDs current as of 1/22/2010

CED	BW	WW	Milk	YW	SC	SEN	MARB	REA	Fat
	+2.4	+43	+31	+93	+0.19	-10.25	+0.54	+0.15	+0.008
Calving-Ease	\$W (Weaning)	\$F (Feedlot)	\$G (Grid)	\$B (Beef)					
★★★	+21.68	+34.91	+30.72	+50.69					

Ranks in the Top 1% for Milk EPD, 20% for YW EPD, 20% for MARB EPD, 15% for \$F, 15% for \$G, and 20% for \$B.

325 | EXAR 263C 9294B

Reg. No: +16288117 Tattoo: 9294B DOB: 1/25/2009 [NHF]

BON VIEW NEW DESIGN 1407 ... B/R NEW DESIGN 036
 EXAR 263C BON VIEW PRIDE 664
 EXAR JUNE C 3577 ... BR MIDLAND
 PAF 9611 616 1161

C A FUTURE DIRECTION 5321 ... G A R PRECISION 1680
 D C C RITA 3C7 OF 5321 370 C A MISS POWER FIX 308
 D C C IDEAL 370 OF EXT 6100 ... N BAR EMULATION EXT
 EL Dorado 6100 IDEAL 5108 156

EPDs current as of 1/22/2010

CED	BW	WW	Milk	YW	SC	SEN	MARB	REA	Fat
+6	+2.2	+51	+31	+96	+0.09	-11.19	+0.69	+0.14	+0.037
Calving-Ease	\$W (Weaning)	\$F (Feedlot)	\$G (Grid)	\$B (Beef)					
★★★	+26.84	+34.80	+29.95	+53.12					

Ranks in the Top 25% for WW EPD, 1% for Milk EPD, 15% for YW EPD, 10% for MARB EPD, 15% for \$F, 20% for \$G, and 15% for \$B. Check out the %IMF of 7.02.

326 | EXAR 263C 9568B

Reg. No: 16256509 Tattoo: 9568B DOB: 1/19/2009

BON VIEW NEW DESIGN 1407 ... B/R NEW DESIGN 036
 EXAR 263C BON VIEW PRIDE 664
 EXAR JUNE C 3577 ... BR MIDLAND
 PAF 9611 616 1161

SCHURRTOP MC 2500 ... SCHURRTOP M C
 EXAR JANNET 7535 SCHURRTOP R S 1413 2153
 EXAR JANNET 301 ... LEACHMAN DIAMONDBACK
 LEACHMAN JANNET 0119

EPDs current as of 1/22/2010

CED	BW	WW	Milk	YW	SC	SEN	MARB	REA	Fat
+1	+4.8	+50	+30	+92		-8.97	+0.37	+0.29	-0.010
Calving-Ease	\$W (Weaning)	\$F (Feedlot)	\$G (Grid)	\$B (Beef)					
★	+21.64	+31.15	+29.39	+45.80					

Ranks in the Top 25% for WW EPD, 2% for Milk EPD, 25% for YW EPD, 25% for \$F, and 20% for \$G.

Bid Online At:

www.LiveAuctions.tv



HARB Pendleton 765 J H

19 Sons Sell!

327 | EXAR PENDLETON 9444B

Reg. No: 16285121 Tattoo: 9444B DOB: 2/6/2009

(NHF) Act. BW	82
Adj. WW	685
Adj. YW	1,339
Adj. SC	37.5
Adj. IMF	5.64
Adj. REA	16.0

S A V FINAL ANSWER 0035 ... SITZ TRAVELER 8180
 HARB PENDLETON 765 J H ... S A V EMULOUS 8145
 H A R B BLACK LADY 375 J H ... H A R B HIGH PLAINS 975 JH
 H A R B BLACK LADY 073 J H ... H A R B BLACK LADY 073 J H
 TWIN VALLEY PRECISION E161 ... G A R PRECISION 1680
 EXG BLACKBIRD LASS S605 R3 ... W C C BLACKCAP C9
 V A R BLACKBIRD LASS 0070 ... B/R NEW DESIGN 323
 V A R BLACKBIRD LASS 5030 ... V A R BLACKBIRD LASS 5030

EPDs current as of 1/22/2010

CED	BW	WW	Milk	YW	SC	SEN	MARB	REA	Fat
+8	+1.4	+53	+21	+100	+0.64	-3.05	+0.33	+0.28	+0.030
Calving-Ease	\$W (Weaning)	\$F (Feedlot)	\$G (Grid)	\$B (Beef)					
★★★	+26.98	+38.11	+20.69	+50.00					

Ranks in the Top 20% for Calving-Ease Direct, 15% for WW EPD, 10% for YW EPD, 10% for \$F, and 25% for \$B. Big Ribeye scan of 16!

328 | EXAR PENDLETON 9447B

Reg. No: 16285126 Tattoo: 9447B DOB: 2/8/2009

Act. BW	90
Adj. WW	539
Adj. YW	1,123
Adj. SC	37.6
Adj. IMF	7.01
Adj. REA	13.9

S A V FINAL ANSWER 0035 ... SITZ TRAVELER 8180
 HARB PENDLETON 765 J H ... S A V EMULOUS 8145
 H A R B BLACK LADY 375 J H ... H A R B HIGH PLAINS 975 JH
 H A R B BLACK LADY 073 J H ... H A R B BLACK LADY 073 J H
 BR MIDLAND ... TWIN VALLEY PRECISION E161
 EXG BLACKCAP EFFIE S613 R3 ... BR ROYAL LASS 7036-19
 H B A R BLACKCAP EFFIE 1007 ... BON VIEW NEW DESIGN 1407
 LEACHMAN BLACKCAP EFFIE 4035

EPDs current as of 1/22/2010

CED	BW	WW	Milk	YW	SC	SEN	MARB	REA	Fat
+6	+2.5	+45	+17	+81	+0.63	+6.38	+0.52	+0.07	+0.030
Calving-Ease	\$W (Weaning)	\$F (Feedlot)	\$G (Grid)	\$B (Beef)					
★★	+23.93	+22.25	+27.70	+39.21					

Ranks in the Top 20% for MARB EPD and 25% for \$G. Check out the %IMF of 7.01%

329 | EXAR PENDLETON 9762B

Reg. No: +16287496 Tattoo: 9762B DOB: 2/9/2009

Act. BW	80
Adj. WW	652
Adj. YW	1,255
Adj. SC	39.1
Adj. IMF	3.91
Adj. REA	15.1

S A V FINAL ANSWER 0035 ... SITZ TRAVELER 8180
 HARB PENDLETON 765 J H ... S A V EMULOUS 8145
 H A R B BLACK LADY 375 J H ... H A R B HIGH PLAINS 975 JH
 H A R B BLACK LADY 073 J H ... H A R B BLACK LADY 073 J H
 BON VIEW NEW DESIGN 208 ... B/R NEW DESIGN 036
 THREE TREES BLACKCAP 5554 ... BON VIEW ERICA 443
 G A R PRECISION 4519 ... G A R PRECISION 1680
 G A R EXT 2104

EPDs current as of 1/22/2010

CED	BW	WW	Milk	YW	SC	SEN	MARB	REA	Fat
+11	+0.1	+52	+29	+90	+0.80	-7.39	+0.19	-0.11	+0.014
Calving-Ease	\$W (Weaning)	\$F (Feedlot)	\$G (Grid)	\$B (Beef)					
★★★★	+32.05	+28.39	+14.37	+31.82					

Ranks in the Top 4% for Calving-Ease Direct, 15% for BW EPD, 20% for WW EPD, 4% for Milk EPD, 25% for Scrotal EPD, and 4% for \$W.

330 | EXAR PENDLETON 9606B

Reg. No: 16274823 Tattoo: 9606B DOB: 2/3/2009

Act. BW	60
Adj. WW	703
Adj. YW	1,244
Adj. SC	39.9
Adj. IMF	4.86
Adj. REA	14.8

S A V FINAL ANSWER 0035 ... SITZ TRAVELER 8180
 HARB PENDLETON 765 J H ... S A V EMULOUS 8145
 H A R B BLACK LADY 375 J H ... H A R B HIGH PLAINS 975 JH
 H A R B BLACK LADY 073 J H ... H A R B BLACK LADY 073 J H
 BR MIDLAND ... TWIN VALLEY PRECISION E161
 EXAR LASS 2037 ... BR ROYAL LASS 7036-19
 EXAR LASS 5399 ... BON VIEW NEW DESIGN 1407
 EXAR LASS 3505

EPDs current as of 1/22/2010

CED	BW	WW	Milk	YW	SC	SEN	MARB	REA	Fat
+14	-1.4	+45	+16	+86	+0.69	+5.73	+0.45	+0.06	+0.017
Calving-Ease	\$W (Weaning)	\$F (Feedlot)	\$G (Grid)	\$B (Beef)					
★★★★	+26.91	+27.12	+27.29	+38.97					

Ranks in the Top 1% for Calving-Ease Direct, and 3% for BW EPD.

331 | EXAR PENDLETON 9618B

Reg. No: 16274825 Tattoo: 9618B DOB: 2/5/2009

Act. BW	80
Adj. WW	707
Adj. YW	1,192
Adj. SC	38.0
Adj. IMF	4.54
Adj. REA	12.6

S A V FINAL ANSWER 0035 ... SITZ TRAVELER 8180
 HARB PENDLETON 765 J H ... S A V EMULOUS 8145
 H A R B BLACK LADY 375 J H ... H A R B HIGH PLAINS 975 JH
 H A R B BLACK LADY 073 J H ... H A R B BLACK LADY 073 J H
 GARDENS PRIME STAR ... N BAR PRIME TIME D806
 EXAR ENVIOUS BLACKBIRD 7599 ... GREEN GARDEN JILT C242 S1
 RR ENVIOUS BLACKBIRD 3158 ... ER EMULATION J122
 RR ENVIOUS BLACKBIRD 0958

EPDs current as of 1/22/2010

CED	BW	WW	Milk	YW	SC	SEN	MARB	REA	Fat
+6	+2.8	+45	+22	+83	+0.46	+1.31	+0.40	-0.11	+0.047
Calving-Ease	\$W (Weaning)	\$F (Feedlot)	\$G (Grid)	\$B (Beef)					
★★	+24.01	+24.18	+18.34	+31.22					

Ranks in the Top 20% for Calving-Ease Direct, 10% for WW EPD, 15% for Milk EPD, 10% for YW EPD, 20% for Scrotal EPD, 10% for MARB EPD, 15% for \$W, 10% for \$F, 10% for \$G, and 15% for \$B.

332 | EXAR FOCUS 9583B

Reg. No: 16256537 Tattoo: 9583B DOB: 1/26/2009

Act. BW	80
Adj. WW	760
Adj. YW	1,363
Adj. SC	39.7
Adj. IMF	5.88
Adj. REA	15.4

S A F FOCUS OF E R ... S A F FAME
 MYTTY IN FOCUS ... G D A R FOREVER LADY 246
 MYTTY COUNTESS 906 ... SITZ ALLIANCE 6595
 TC TOTAL 410 ... BALDRIDGE COUNTESS 357
 BLACKJACKS GAYBIRD 722 ... BON VIEW NEW DESIGN 208
 SUMMITCREST GAYBIRD OR13 ... TC ERICA EILEEN 2047
 C F RIGHT DESIGN 1802
 SUMMITCREST GAYBIRD ON18

EPDs current as of 1/22/2010

CED	BW	WW	Milk	YW	SC	SEN	MARB	REA	Fat
+8	+1.3	+56	+26	+102	+0.83	-8.29	+0.68	+0.08	+0.006
Calving-Ease	\$W (Weaning)	\$F (Feedlot)	\$G (Grid)	\$B (Beef)					
★★★★	+29.52	+38.98	+33.61	+54.54					

Ranks in the Top 20% for Calving-Ease Direct, 10% for WW EPD, 15% for Milk EPD, 10% for YW EPD, 20% for Scrotal EPD, 10% for MARB EPD, 15% for \$W, 10% for \$F, 10% for \$G, and 15% for \$B.



Sire of Lots 333-337.

333 | EXAR FORWARD W0182

Reg. No: +16122657 Tattoo: W0182 DOB: 9/12/2008

CONNEALY ONWARD CONNEALY LEAD ON
 CONNEALY FORWARD ALTUNE OF CONANGA 6104
 BECKY LEE OF CONANGA 74 G A R GRID MAKER
 BECKON LEE OF CONANGA 73
 RITO 616 OF 4B20 6807 D H D TRAVELER 6807
 DAVIS BLACKCAP 0100 RITA 4B20 OF OFB1 BANDO
 G A R PRECISION 2536 G A R PRECISION 1680
 G A R EXT 2104

EPDs current as of 1/22/2010

CED	BW	WW	Milk	YW	SC	\$EN	MARB	REA	Fat
+10	+2.0	+48	+23	+93	+0.40	-2.51	+0.17	+0.59	-0.010
Calving-Ease		\$W (Weaning)		\$F (Feedlot)		\$G (Grid)		\$B (Beef)	
★★★		+25.12		+32.94		+23.39		+47.54	

Ranks in the Top 10% for Calving-Ease Direct, 20% for YW EPD, 2% for REA EPD, and 20% for \$F.

335 | EXAR FORWARD W0118

Reg. No: +16117223 Tattoo: W0118 DOB: 9/7/2008

CONNEALY ONWARD CONNEALY LEAD ON
 CONNEALY FORWARD ALTUNE OF CONANGA 6104
 BECKY LEE OF CONANGA 74 G A R GRID MAKER
 BECKON LEE OF CONANGA 73
 BON VIEW NEW DESIGN 208 B/R NEW DESIGN 036
 THREE TREES EVERGREEN R0361 BON VIEW ERICA 443
 BROST MISS TRAVELER 703 N BAR EMULATION EXT
 G T MISS TRAVELER 177

EPDs current as of 1/22/2010

CED	BW	WW	Milk	YW	SC	\$EN	MARB	REA	Fat
+9	+0.9	+51	+25	+97	+0.44	-5.78	+0.38	+0.37	+0.033
Calving-Ease		\$W (Weaning)		\$F (Feedlot)		\$G (Grid)		\$B (Beef)	
★★★★		+27.84		+35.82		+24.31		+49.84	

Ranks in the Top 15% for Calving-Ease Direct, 25% for BW EPD, 25% for WW EPD, 20% for Milk EPD, 15% for YW EPD, 15% for REA EPD, 25% for \$W, 15% for \$F, and 25% for \$B.

334 | EXAR FORWARD W0197

Reg. No: +16122671 Tattoo: W0197 DOB: 9/12/2008

CONNEALY ONWARD CONNEALY LEAD ON
 CONNEALY FORWARD ALTUNE OF CONANGA 6104
 BECKY LEE OF CONANGA 74 G A R GRID MAKER
 BECKON LEE OF CONANGA 73
 C A FUTURE DIRECTION 5321 G A R PRECISION 1680
 RAB-GAR MS DIRECTION 4925P C A MISS POWER FIX 308
 RAB-GAR MS LCANYON 4657K LARKS CANYON 74D4
 G A R MAX 7101

EPDs current as of 1/22/2010

CED	BW	WW	Milk	YW	SC	\$EN	MARB	REA	Fat
+7	+2.8	+54	+28	+98	+0.22	-8.92	+0.33	+0.54	+0.013
Calving-Ease		\$W (Weaning)		\$F (Feedlot)		\$G (Grid)		\$B (Beef)	
★		+26.75		+35.66		+25.97		+55.35	

Ranks in the Top 15% for WW EPD, 10% for Milk EPD, 15% for YW EPD, 3% for REA EPD, 15% for \$F, and 15% for \$B.

336 | EXAR FORWARD W0037

Reg. No: +16117150 Tattoo: W0037 DOB: 8/31/2008

CONNEALY ONWARD CONNEALY LEAD ON
 CONNEALY FORWARD ALTUNE OF CONANGA 6104
 BECKY LEE OF CONANGA 74 G A R GRID MAKER
 BECKON LEE OF CONANGA 73
 BON VIEW NEW DESIGN 208 B/R NEW DESIGN 036
 THREE TREES EVERGREEN R0361 BON VIEW ERICA 443
 BROST MISS TRAVELER 703 N BAR EMULATION EXT
 G T MISS TRAVELER 177

EPDs current as of 1/22/2010

CED	BW	WW	Milk	YW	SC	\$EN	MARB	REA	Fat
+9	+0.9	+51	+25	+97	-0.08	-5.78	+0.39	+0.51	+0.023
Calving-Ease		\$W (Weaning)		\$F (Feedlot)		\$G (Grid)		\$B (Beef)	
★★★★		+27.84		+35.82		+28.19		+51.38	

Ranks in the Top 15% for Calving-Ease Direct, 25% for BW EPD, 25% for WW EPD, 20% for Milk EPD, 15% for YW EPD, 4% for REA EPD, 25% for \$W, 15% for \$F, 25% for \$G, and 20% for \$B.

337 | EXAR FORWARD W0272 [AMF]

Reg. No: +16122734 Tattoo: W0272 DOB: 9/19/2008

CONNEALY ONWARD CONNEALY LEAD ON
 CONNEALY FORWARD ALTUNE OF CONANGA 6104
 BECKY LEE OF CONANGA 74 G A R GRID MAKER
 BECKON LEE OF CONANGA 73
 BR MIDLAND TWIN VALLEY PRECISION E161
 JLM EVERELDA 5024 BR ROYAL LASS 7036-19
 THREE TREES EVERELDA 1407 B/R NEW DESIGN 323
 THREE TREES EVERELDA 9064

EPDs current as of 1/22/2010

CED	BW	WW	Milk	YW	SC	\$EN	MARB	REA	Fat
+10	+1.0	+51	+21	+99	+0.23	-2.74	+0.35	+0.65	+0.011
Calving-Ease		\$W (Weaning)		\$F (Feedlot)		\$G (Grid)		\$B (Beef)	
★★★		+26.29		+37.88		+29.24		+54.50	

Ranks in the Top 10% for Calving-Ease Direct, 25% for BW EPD, 25% for WW EPD, 10% for YW EPD, 1% for REA EPD, 10% for \$F, 20% for \$G, and 15% for \$B.

EXPRESS RANCHES

Volume Discounts:

5-9 Bulls = 5% off

10 or more Bulls = 10% off



EXAR RITO 5118 OF RITO 112

Feature Express and Pollard Farms Herd Sire. 18 Sons Sell!

338 | EXAR RITO 890

Reg. No: +16200552 Tattoo: 890 DOB: 9/3/2008 [AMF-NHF] Act. BW 76

RITO 112 OF 2536 RITO 616. RITO 616 OF 4B20 6807
 EXAR RITO 5118 OF RITO 112 G A R PRECISION 2536
 G A R NEW DESIGN 1200 B/R NEW DESIGN 036
 G A R PRECISION 2536
 EXAR NEW LOOK 2971 BON VIEW NEW DESIGN 1407
 HG BARBARA 5113 N BAR PRIMROSE 2424
 HOFF BARBARA S C 404 948. G M A R HI SPADE 039
 HOFF MISS PRECISION S C 219

EPDs current as of 1/22/2010

CED	BW	WW	Milk	YW	SC	\$EN	MARB	REA	Fat
+8	+2.5	+48	+20	+93	+0.26	+0.04	+0.43	+0.34	-0.024
Calving-Ease	\$W (Weaning)	\$F (Feedlot)	\$G (Grid)	\$B (Beef)					
★★★	+23.22	+32.94	+32.24	+53.98					

Ranks in the Top 20% for Calving-Ease Direct, 20% for YW EPD, 20% for REA EPD, 20% for \$F, 15% for \$G, and 15% for \$B. Big Ribeye scan of 16.9!



LOT 338

339 | EXAR RITO 892

Reg. No: +16200554 Tattoo: 892 DOB: 9/5/2008 [AMF-NHF] Act. BW 75

RITO 112 OF 2536 RITO 616. RITO 616 OF 4B20 6807
 EXAR RITO 5118 OF RITO 112 G A R PRECISION 2536
 G A R NEW DESIGN 1200 B/R NEW DESIGN 036
 G A R PRECISION 2536
 EXAR NEW LOOK 2971 BON VIEW NEW DESIGN 1407
 HG BARBARA 5113 N BAR PRIMROSE 2424
 HOFF BARBARA S C 404 948. G M A R HI SPADE 039
 HOFF MISS PRECISION S C 219

EPDs current as of 1/22/2010

CED	BW	WW	Milk	YW	SC	\$EN	MARB	REA	Fat
+8	+2.2	+47	+20	+90	+0.25	+0.96	+0.48	+0.30	-0.012
Calving-Ease	\$W (Weaning)	\$F (Feedlot)	\$G (Grid)	\$B (Beef)					
★★★	+24.06	+30.32	+32.02	+54.84					

Ranks in the Top 20% for Calving-Ease Direct, 25% for MARB EPD, 25% for REA EPD, 15% for \$G, and 15% for \$B.

340 | EXAR RITO 840

Reg. No: 16277937 Tattoo: 840 DOB: 8/14/2008 [AMF-NHF] Act. BW 87

RITO 112 OF 2536 RITO 616. RITO 616 OF 4B20 6807
 EXAR RITO 5118 OF RITO 112 G A R PRECISION 2536
 G A R NEW DESIGN 1200 B/R NEW DESIGN 036
 G A R PRECISION 2536
 G A R INTEGRITY BON VIEW NEW DESIGN 1407
 EXAR MISS BANDO 1375 G A R PRECISION 1019
 D V A R BANDO 2 EXT 743 N BAR EMULATION EXT
 G A R BANDO 2

EPDs current as of 1/22/2010

CED	BW	WW	Milk	YW	SC	\$EN	MARB	REA	Fat
+5	+2.4	+37	+23	+73	+0.04	+3.41	+0.41	+0.19	-0.004
Calving-Ease	\$W (Weaning)	\$F (Feedlot)	\$G (Grid)	\$B (Beef)					
★★★	+22.30	+17.59	+29.44	+40.89					

Ranks in the Top 20% for \$G.

341 | EXAR RITO 887

Reg. No: +16200549 Tattoo: 887 DOB: 9/2/2008 Act. BW 75

RITO 112 OF 2536 RITO 616. RITO 616 OF 4B20 6807
 EXAR RITO 5118 OF RITO 112 G A R PRECISION 2536
 G A R NEW DESIGN 1200 B/R NEW DESIGN 036
 G A R PRECISION 2536
 BON VIEW NEW DESIGN 1407 B/R NEW DESIGN 036
 PAF E019 1407 E226 BON VIEW PRIDE 664
 PAF 1206 NEW DESIGN E019. B/R NEW DESIGN 036
 G A R EXT 1206

EPDs current as of 1/22/2010

CED	BW	WW	Milk	YW	SC	\$EN	MARB	REA	Fat
+8	+1.3	+40	+25	+83	-0.73	-1.46	+0.53	+0.13	-0.018
Calving-Ease	\$W (Weaning)	\$F (Feedlot)	\$G (Grid)	\$B (Beef)					
★★★★	+23.92	+26.07	+33.49	+48.72					

Ranks in the Top 20% for Calving-Ease Direct, 20% for Milk EPD, 20% for MARB EPD, and 10% for \$G.

342 | EXAR RITO 8527

Reg. No: +16200504 Tattoo: 8527 DOB: 10/15/2008 Act. BW 70

RITO 112 OF 2536 RITO 616. RITO 616 OF 4B20 6807
 EXAR RITO 5118 OF RITO 112 G A R PRECISION 2536
 G A R NEW DESIGN 1200 B/R NEW DESIGN 036
 G A R PRECISION 2536
 EXAR NEW LOOK 2971 BON VIEW NEW DESIGN 1407
 EXAR MISS BEAUTY 5116 N BAR PRIMROSE 2424
 EXAR MISS BEAUTY C 3533. BR MIDLAND
 PAF 8508 AT 1087

EPDs current as of 1/22/2010

CED	BW	WW	Milk	YW	SC	\$EN	MARB	REA	Fat
+5	+3.1	+49	+22	+97	-0.11	-3.02	+0.46	+0.40	-0.002
Calving-Ease	\$W (Weaning)	\$F (Feedlot)	\$G (Grid)	\$B (Beef)					
★★	+21.88	+36.62	+31.08	+57.36					

Ranks in the Top 15% for YW EPD, 25% for MARB EPD, 15% for REA EPD, 15% for \$F, 15% for \$G, and 10% for \$B. Big Ribeye scan of 17.6!



343 | EXAR RITO 83714

Reg. No: +16241748 Tattoo: 83714 DOB: 9/1/2008

Act. BW 64
Adj. WW 564
Adj. YW 1,098
Adj. SC 31.8
Adj. IMF 3.90
Adj. REA 13.9

RITO 112 OF 2536 RITO 616... RITO 616 OF 4B20 6807
EXAR RITO 5118 OF RITO 112... G A R PRECISION 2536
G A R NEW DESIGN 1200... B/R NEW DESIGN 036
B/R NEW DESIGN 036
BON VIEW NEW DESIGN 1407... B/R NEW DESIGN 036
EXAR BARBARAMERE 2367... BON VIEW PRIDE 664
R R BARBARAMERE 8655... E&B 1483 SCOTCHMAN 5041
R R BARBARAMERE 5682

EPDs current as of 1/22/2010

CED	BW	WW	Milk	YW	SC	SEN	MARB	REA	Fat
+6	+2.7	+43	+24	+82	-0.15	-0.23	+0.43	+0.12	-0.032
Calving-Ease	\$W (Weaning)	\$F (Feedlot)	\$G (Grid)	\$B (Beef)					
★★	+23.50	+23.97	+31.57	+46.28					

Ranks in the Top 15% for \$G.

345 | EXAR RITO 825

Reg. No: 16277925 Tattoo: 825 DOB: 8/7/2008

[NH] Act. BW 82
Adj. WW 615
Adj. YW 1,269
Adj. SC 34.2
Adj. IMF 3.89
Adj. REA 17.3

RITO 112 OF 2536 RITO 616... RITO 616 OF 4B20 6807
EXAR RITO 5118 OF RITO 112... G A R PRECISION 2536
G A R NEW DESIGN 1200... B/R NEW DESIGN 036
G A R PRECISION 2536
EXAR NEW LOOK 2971... BON VIEW NEW DESIGN 1407
EXAR BLACKBIRD GEM 5193... N BAR PRIMROSE 2424
O S U BLACKBIRD GEM 1164... TWIN VALLEY PRECISION E161
O S U BLACKBIRD GEM 535B

EPDs current as of 1/22/2010

CED	BW	WW	Milk	YW	SC	SEN	MARB	REA	Fat
+7	+2.0	+39	+17	+82	-0.15	+6.08	+0.30	+0.33	-0.040
Calving-Ease	\$W (Weaning)	\$F (Feedlot)	\$G (Grid)	\$B (Beef)					
★★★	+20.34	+25.47	+29.80	+44.89					

Ranks in the Top 20% for REA EPD and 20% for \$G. Big Ribeye scan of 17.3!

347 | EXAR RITO 858

Reg. No: 16277955 Tattoo: 858 DOB: 8/29/2008

[AMF-NHF] Act. BW 81
Adj. WW 670
Adj. YW 1,340
Adj. SC 35.9
Adj. IMF 3.87
Adj. REA 14.8

RITO 112 OF 2536 RITO 616... RITO 616 OF 4B20 6807
EXAR RITO 5118 OF RITO 112... G A R PRECISION 2536
G A R NEW DESIGN 1200... B/R NEW DESIGN 036
G A R PRECISION 2536
EXAR PRECISION 3403... G A R PRECISION 1680
EXAR BLACKBIRD 5675... BROST MISS TRAVELER 703
EXAR BLACKBIRD 3930... BON VIEW NEW DESIGN 1407
LEACHMAN R H BLACKBIRD 908

EPDs current as of 1/22/2010

CED	BW	WW	Milk	YW	SC	SEN	MARB	REA	Fat
+9	+0.9	+41	+22	+81	+0.05	+1.91	+0.31	+0.14	-0.009
Calving-Ease	\$W (Weaning)	\$F (Feedlot)	\$G (Grid)	\$B (Beef)					
★★★★	+25.06	+23.75	+24.06	+45.46					

Ranks in the Top 15% for Calving-Ease Direct and 25% for BW EPD.

349 | EXAR RITO 867

Reg. No: +16200529 Tattoo: 867 DOB: 8/26/2008

Act. BW 72
Adj. WW 531
Adj. YW 1,083
Adj. SC 34.6
Adj. IMF 4.74
Adj. REA 14.7

RITO 112 OF 2536 RITO 616... RITO 616 OF 4B20 6807
EXAR RITO 5118 OF RITO 112... G A R PRECISION 2536
G A R NEW DESIGN 1200... B/R NEW DESIGN 036
G A R PRECISION 2536
BON VIEW NEW DESIGN 1407... B/R NEW DESIGN 036
WK PRINCESS 1194... BON VIEW PRIDE 664
WK PRINCESS 8401... WK UPDATE
WK PRINCESS 6311

EPDs current as of 1/22/2010

CED	BW	WW	Milk	YW	SC	SEN	MARB	REA	Fat
+9	+1.1	+45	+25	+88	-0.13	-2.99	+0.50	+0.13	-0.007
Calving-Ease	\$W (Weaning)	\$F (Feedlot)	\$G (Grid)	\$B (Beef)					
★★★★	+26.19	+29.09	+31.37	+48.21					

Ranks in the Top 15% for Calving-Ease Direct, 20% for Milk EPD, 20% for MARB EPD, and 15% for \$G.

344 | EXAR RITO 813

Reg. No: 16287806 Tattoo: 813 DOB: 8/3/2008

[AMF-NHF] Act. BW 58
Adj. WW 612
Adj. YW 1,114
Adj. SC 33.9
Adj. IMF 4.26
Adj. REA 15.5

RITO 112 OF 2536 RITO 616... RITO 616 OF 4B20 6807
EXAR RITO 5118 OF RITO 112... G A R PRECISION 2536
G A R NEW DESIGN 1200... B/R NEW DESIGN 036
G A R PRECISION 2536
E7B 1680 PRECISION 151... G A R PRECISION 1680
ROLLIN ROCK LADY LASS 4349... E&B LADY 4137 EXT 945
G V LADY LASS 98... S A F FAME
1959 FAR LADY LASS 96

EPDs current as of 1/22/2010

CED	BW	WW	Milk	YW	SC	SEN	MARB	REA	Fat
+14	-2.1	+38	+21	+74	-0.05	+4.94	+0.30	+0.27	-0.036
Calving-Ease	\$W (Weaning)	\$F (Feedlot)	\$G (Grid)	\$B (Beef)					
★★★★	+27.50	+18.16	+29.17	+40.76					

Ranks in the Top 1% for Calving-Ease Direct, 1% for BW EPD, and 20% for \$G.

346 | EXAR RITO 852

Reg. No: +16200500 Tattoo: 852 DOB: 8/19/2008

Act. BW 60
Adj. WW 553
Adj. YW 1,187
Adj. SC 35.4
Adj. IMF 3.89
Adj. REA 16.0

RITO 112 OF 2536 RITO 616... RITO 616 OF 4B20 6807
EXAR RITO 5118 OF RITO 112... G A R PRECISION 2536
G A R NEW DESIGN 1200... B/R NEW DESIGN 036
G A R PRECISION 2536
BON VIEW NEW DESIGN 1407... B/R NEW DESIGN 036
PAF E019 1407 E226... BON VIEW PRIDE 664
PAF 1206 NEW DESIGN E019... B/R NEW DESIGN 036
G A R EXT 1206

EPDs current as of 1/22/2010

CED	BW	WW	Milk	YW	SC	SEN	MARB	REA	Fat
+8	-0.3	+39	+24	+82	-0.22	-0.23	+0.48	+0.16	-0.013
Calving-Ease	\$W (Weaning)	\$F (Feedlot)	\$G (Grid)	\$B (Beef)					
★★★★	+24.86	+25.47	+32.02	+46.09					

Ranks in the Top 20% for Calving-Ease Direct, 10% for BW EPD, 25% for MARB EPD, and 15% for \$G. Big Ribeye scan of 16!

348 | EXAR RITO 845

Reg. No: 16277942 Tattoo: 845 DOB: 8/5/2008

[NH] Act. BW 88
Adj. WW 653
Adj. YW 1,229
Adj. SC 35.4
Adj. IMF 4.08
Adj. REA 13.4

RITO 112 OF 2536 RITO 616... RITO 616 OF 4B20 6807
EXAR RITO 5118 OF RITO 112... G A R PRECISION 2536
G A R NEW DESIGN 1200... B/R NEW DESIGN 036
G A R PRECISION 2536
EXAR NEW LOOK 2971... BON VIEW NEW DESIGN 1407
EXAR ECHO 515... N BAR PRIMROSE 2424
SUMMITCREST ECHO 106L... TWIN VALLEY PRECISION E161
SUMMITCREST ECHO 010Z

EPDs current as of 1/22/2010

CED	BW	WW	Milk	YW	SC	SEN	MARB	REA	Fat
+4	+2.8	+40	+19	+82	+0.00	+4.31	+0.28	+0.12	-0.020
Calving-Ease	\$W (Weaning)	\$F (Feedlot)	\$G (Grid)	\$B (Beef)					
★★	+19.97	+25.10	+25.23	+40.22					

Ranks in the Top 20% for Calving-Ease Direct, 25% for WW EPD, and 25% for YW EPD.

350 | EXAR RITO 81495

Reg. No: +16217920 Tattoo: 81495 DOB: 10/10/2008


[NH] Act. BW 80
Adj. WW 559
Adj. YW 1,090
Adj. SC 36.0
Adj. IMF 3.96
Adj. REA 14.3

RITO 112 OF 2536 RITO 616... RITO 616 OF 4B20 6807
EXAR RITO 5118 OF RITO 112... G A R PRECISION 2536
G A R NEW DESIGN 1200... B/R NEW DESIGN 036
G A R PRECISION 2536
RAB-GAR LOAD UP 4049J... G A R MAXIMUM PAYLOAD 3674
G A R LOAD UP 1682... G A R EXT 721
G A R NEW DESIGN 1200... B/R NEW DESIGN 036
G A R PRECISION 2536

EPDs current as of 1/22/2010

CED	BW	WW	Milk	YW	SC	SEN	MARB	REA	Fat
+8	+2.8	+50	+21	+91	+0.30	-0.43	+0.33	+0.17	-0.012
Calving-Ease	\$W (Weaning)	\$F (Feedlot)	\$G (Grid)	\$B (Beef)					
★★	+24.68	+30.15	+26.03	+46.34					

Ranks in the Top 20% for Calving-Ease Direct, 25% for WW EPD, and 25% for YW EPD.

**EXAR LUTTON 1831**

Sire of Champions and High \$Beef Value! 21 Sons Sell!

351 | EXAR LUTTON 8498

Reg. No: +16139524 Tattoo: 8498 DOB: 10/1/2008

[NHF] Act. BW

NORTHERN IMPROVEMENT 4480 GF
EXAR LUTTON 1831
EXAR SARAS DREAM 9809TC STOCKMAN 365
BLACKCAP OF R R 5367
A&B YUKON 7150
SARAS DREAM

76

Adj. WW

688

Adj. YW

1,275

Adj. SC

33.7

Adj. IMF

6.09

Adj. REA

16.7

KG DAKOTA C A FUTURE DIRECTION 5321
EXAR Q9 5466 NEW TREND 315 K G 3
EXAR Q9 2529 BON VIEW NEW DESIGN 1407
EXAR Q9 0422

EPDs current as of 1/22/2010

CED	BW	WW	Milk	YW	SC	SEN	MARB	REA	Fat
+9	+1.7	+51	+28	+92	-0.20	-7.05	+0.67	+0.30	-0.007

Calving-Ease	\$W (Weaning)	\$F (Feedlot)	\$G (Grid)	\$B (Beef)
★★★	+28.80	+30.76	+34.63	+64.55

Ranks in the Top 15% for Calving-Ease Direct, 25% for WW EPD, 10% for Milk EPD, 25% for YW EPD, 10% for MARB EPD, 25% for REA EPD, 20% for \$W, 10% for \$G, and 2% for \$B. Incredible combination of 6.09 %IMF and a Big Ribeye scan of 16.7!

352 | EXAR LUTTON 81403

Reg. No: +16118390 Tattoo: 81403 DOB: 9/5/2008

Act. BW

72

Adj. WW

565

Adj. YW

1,053

Adj. SC

34.9

Adj. IMF

4.07

Adj. REA

13.1

NORTHERN IMPROVEMENT 4480 GF
EXAR LUTTON 1831
EXAR SARAS DREAM 9809TC STOCKMAN 365
BLACKCAP OF R R 5367
A&B YUKON 7150
SARAS DREAMBR MIDLAND TWIN VALLEY PRECISION E161
EXAR QUEEN 3047 BR ROYAL LASS 7036-19
A&B QUEEN 4173 C H STACKER 7040
A&B MAXIMA QUEEN 2007

EPDs current as of 1/22/2010

CED	BW	WW	Milk	YW	SC	SEN	MARB	REA	Fat
+7	+2.5	+60	+22	+104	-0.13	-5.22	+0.33	-0.09	+0.023

Calving-Ease	\$W (Weaning)	\$F (Feedlot)	\$G (Grid)	\$B (Beef)
★★★	+28.58	+39.44	+18.94	+39.28

Ranks in the Top 3% for WW EPD, 5% for YW EPD, 20% for \$W, and 10% for \$F.

EXAR LUTTON 1831

This 2002 Denver Carload Member and 2003 Spring Bull Sale Topper has become known as the "Angus Sire of Champions." Additionally, he has proven to become a high \$B sire (currently greater than \$60.00!) The 2010 Spring Bull Sale is headlined by the last large offering of direct sons, as well as many grandsons!

**EXAR QUEEN 3047**

Dam of Lot 352.



EXAR VELOCITY 81213

The \$22,000 Denver Champion Sale Bull and full brother to Lot 353.

354 | EXAR LUTTON 8493 [NH] Act. BW 80
 Reg. No: +16128131 Tattoo: 8493 DOB: 9/26/2008 Adj. WW 589

NORTHERN IMPROVEMENT 4480 GF.. TC STOCKMAN 365
 EXAR LUTTON 1831 BLACKCAP OF R R 5367
 EXAR SARAS DREAM 9809 .. A&B YUKON 7150
 .. SARAS DREAM

KG DAKOTA .. C A FUTURE DIRECTION 5321
 EXAR Q9 5466 NEW TREND 315 K G 3
 EXAR Q9 2529 .. BON VIEW NEW DESIGN 1407
 .. EXAR Q9 0422

EPDs current as of 1/22/2010

CED	BW	WW	Milk	YW	SC	SEN	MARB	REA	Fat
+9	+1.7	+51	+28	+0.32	-7.05	+0.44	+0.23	+0.000	
Calving-Ease		\$W (Weaning)	\$F (Feedlot)	\$G (Grid)	\$B (Beef)				
★★★		+28.80	+30.76	+27.08	+55.88				

Ranks in the Top 15% for Calving-Ease Direct, 25% for WW EPD, 10% for Milk EPD, 25% for YW EPD, 20% for \$W, and 10% for \$B.

356 | EXAR LUTTON 81431 [AMF-NHF] Act. BW 100
 Reg. No: +16118411 Tattoo: 81431 DOB: 9/6/2008 Adj. WW 488

NORTHERN IMPROVEMENT 4480 GF.. TC STOCKMAN 365
 EXAR LUTTON 1831 BLACKCAP OF R R 5367
 EXAR SARAS DREAM 9809 .. A&B YUKON 7150
 .. SARAS DREAM

C A FUTURE DIRECTION 5321 .. G A R PRECISION 1680
 WK CARIN 4223 C A MISS POWER FIX 308
 WK CARIN 9508 .. WK APPEAL
 .. GRUBBS MISS ROWENA 23

EPDs current as of 1/22/2010

CED	BW	WW	Milk	YW	SC	SEN	MARB	REA	Fat
+6	+2.6	+49	+29	+87	-0.02	-6.47	+0.39	+0.16	-0.010
Calving-Ease		\$W (Weaning)	\$F (Feedlot)	\$G (Grid)	\$B (Beef)				
★		+27.20	+26.58	+26.63	+50.81				

Ranks in the Top 4% for Milk EPD and 20% for \$B.



WCC FRONTIER GAL 39

Past Denver Champion Female and dam of Lot 358.

353 | EXAR LUTTON 8461 Act. BW 82
 Reg. No: +16122825 Tattoo: 8461 DOB: 9/20/2008 Adj. WW 666

NORTHERN IMPROVEMENT 4480 GF.. TC STOCKMAN 365
 EXAR LUTTON 1831 BLACKCAP OF R R 5367
 EXAR SARAS DREAM 9809 .. A&B YUKON 7150
 .. SARAS DREAM

TRIPLE E SPECIAL ADDITION .. J R SOMETHING SPECIAL
 WK MISS BLANCHE 5300 JAYNBEE LUCY 731B
 B&C 231 BLANCHE RITO 616-679 RITO 616 OF 4B20 6807
 B&C 679 OF 107-339

EPDs current as of 1/22/2010

CED	BW	WW	Milk	YW	SC	SEN	MARB	REA	Fat
+3	+3.1	+60	+26	+107	+0.17	-9.87	+0.35	+0.10	-0.007
Calving-Ease		\$W (Weaning)	\$F (Feedlot)	\$G (Grid)	\$B (Beef)				
★★		+27.12	+42.58	+21.79	+56.19				

Ranks in the Top 3% for WW EPD, 15% for Milk EPD, 3% for YW EPD, 4% for \$F, and 10% for \$B.

355 | EXAR LUTTON 81400 [AMF-NHF] Act. BW 92
 Reg. No: +16118388 Tattoo: 81400 DOB: 9/5/2008 Adj. WW 766

NORTHERN IMPROVEMENT 4480 GF.. TC STOCKMAN 365
 EXAR LUTTON 1831 BLACKCAP OF R R 5367
 EXAR SARAS DREAM 9809 .. A&B YUKON 7150
 .. SARAS DREAM

C A FUTURE DIRECTION 5321 .. G A R PRECISION 1680
 WK CARIN 4223 C A MISS POWER FIX 308
 WK CARIN 9508 .. WK APPEAL
 .. GRUBBS MISS ROWENA 23

EPDs current as of 1/22/2010

CED	BW	WW	Milk	YW	SC	SEN	MARB	REA	Fat
+6	+2.6	+49	+29	+87	+0.25	-6.47	+0.39	+0.31	+0.005
Calving-Ease		\$W (Weaning)	\$F (Feedlot)	\$G (Grid)	\$B (Beef)				
★★		+27.20	+26.58	+25.09	+54.95				

Ranks in the Top 4% for Milk EPD, 25% for REA EPD, and 15% for \$B. Check out the outstanding yearling weight of 1,401 lbs. and a Big Ribeye scan of 17.3!

357 | EXAR LUTTON 8471 [AMF-NHF] Act. BW 88
 Reg. No: +16122827 Tattoo: 8471 DOB: 9/22/2008 Adj. WW 583

NORTHERN IMPROVEMENT 4480 GF.. TC STOCKMAN 365
 EXAR LUTTON 1831 BLACKCAP OF R R 5367
 EXAR SARAS DREAM 9809 .. A&B YUKON 7150
 .. SARAS DREAM

C A FUTURE DIRECTION 5321 .. G A R PRECISION 1680
 WK CARIN 4223 C A MISS POWER FIX 308
 WK CARIN 9508 .. WK APPEAL
 .. GRUBBS MISS ROWENA 23

EPDs current as of 1/22/2010

CED	BW	WW	Milk	YW	SC	SEN	MARB	REA	Fat
+6	+2.6	+49	+29	+87	-0.22	-6.47	+0.42	+0.27	+0.009
Calving-Ease		\$W (Weaning)	\$F (Feedlot)	\$G (Grid)	\$B (Beef)				
★★		+27.20	+26.58	+26.36	+53.21				

Ranks in the Top 4% for Milk EPD and 15% for \$B. Big Ribeye scan of 16.2!

358 | EXAR LUTTON 81451 Act. BW 82
 Reg. No: +16131260 Tattoo: 81451 DOB: 9/10/2008 Adj. WW 607

NORTHERN IMPROVEMENT 4480 GF.. TC STOCKMAN 365
 EXAR LUTTON 1831 BLACKCAP OF R R 5367
 EXAR SARAS DREAM 9809 .. A&B YUKON 7150
 .. SARAS DREAM

B/R NEW FRONTIER 095 .. B/R NEW DESIGN 036
 W C C FRONTIER GAL 39 WHITE FENCE PRIDE H1
 P A F TRAVEL GAL 8712 .. O C C BACKSTOP 888B
 .. P A F LADY EMULATION 6528

EPDs current as of 1/22/2010

CED	BW	WW	Milk	YW	SC	SEN	MARB	REA	Fat
+5	+3.4	+57	+31	+101	+0.47	-12.75	+0.27	+0.23	-0.012
Calving-Ease		\$W (Weaning)	\$F (Feedlot)	\$G (Grid)	\$B (Beef)				
★★		+26.90	+37.54	+21.95	+53.36				

Ranks in the Top 10% for WW EPD, 1% for Milk EPD, 10% for YW EPD, 10% for \$F, and 15% for \$B. Big Ribeye scan of 16.3!



359 | EXAR LUTTON 8479 [NHF] Act. BW 76
 Reg. No: +16128118 Tattoo: 8479 DOB: 9/24/2008 Adj. WW 623

NORTHERN IMPROVEMENT 4480 GF ..	TC STOCKMAN 365	Adj. YW	1,197
EXAR LUTTON 1831	BLACKCAP OF R R 5367	Adj. SC	33.5
EXAR SARAS DREAM 9809	A&B YUKON 7150	Adj. IMF	3.86
	SARAS DREAM	Adj. REA	16.4
KG DAKOTA	C A FUTURE DIRECTION 5321		
EXAR Q9 5466	NEW TREND 315 K G 3		
EXAR Q9 2529	BON VIEW NEW DESIGN 1407		
	EXAR Q9 0422		

EPDs current as of 1/22/2010

CED	BW	WW	Milk	YW	SC	\$EN	MARB	REA	Fat
+9	+1.7	+51	+28	+92	-0.24	-7.05	+0.43	+0.30	-0.008
Calving-Ease	\$W (Weaning)	\$F (Feedlot)	\$G (Grid)	\$B (Beef)					
★★★	+28.80	+30.76	+28.64	+56.66					

Ranks in the Top 15% for Calving-Ease Direct, 25% for WW EPD, 10% for Milk EPD, 25% for YW EPD, 25% for REA EPD, 20% for \$W, 25% for \$G, and 10% for \$B. Big Ribeye scan of 16.4!

361 | EXAR LUTTON 81392 Act. BW 95
 Reg. No: +16118383 Tattoo: 81392 DOB: 9/4/2008 Adj. WW 719

NORTHERN IMPROVEMENT 4480 GF ..	TC STOCKMAN 365	Adj. YW	1,261
EXAR LUTTON 1831	BLACKCAP OF R R 5367	Adj. SC	37.6
EXAR SARAS DREAM 9809	A&B YUKON 7150	Adj. IMF	4.02
	SARAS DREAM	Adj. REA	13.0
E & B SPECIAL K 711	KRUGERRAND OF DONAMERE 490		
RR ENVIUS BLACKBIRD 1920	LADY 183 TRAVELER 334		
R R ENVIUS BLACKBIRD 8578 ..	SITZ TRAVELER 7725		
	R R ENVIUS BLACKBIRD 4478		

EPDs current as of 1/22/2010

CED	BW	WW	Milk	YW	SC	\$EN	MARB	REA	Fat
+3	+4.0	+55	+31	+97	-0.02	-11.50	+0.12	-0.01	-0.033
Calving-Ease	\$W (Weaning)	\$F (Feedlot)	\$G (Grid)	\$B (Beef)					
★	+25.46	+34.24	+15.65	+43.83					

Ranks in the Top 10% for WW EPD, 1% for Milk EPD, 15% for YW EPD, and 20% for \$F.

362 | EXAR LUTTON 81477 [AMF-NHF] Act. BW 80
 Reg. No: +16131278 Tattoo: 81477 DOB: 9/24/2008 Adj. WW 592

NORTHERN IMPROVEMENT 4480 GF ..	TC STOCKMAN 365	Adj. YW	1,144
EXAR LUTTON 1831	BLACKCAP OF R R 5367	Adj. SC	35.5
EXAR SARAS DREAM 9809	A&B YUKON 7150	Adj. IMF	4.67
	SARAS DREAM	Adj. REA	15.8
C A FUTURE DIRECTION 5321 ..	G A R PRECISION 1680		
WK CARIN 4223	C A MISS POWER FIX 308		
WK CARIN 9508	WK APPEAL		
	GRUBBS MISS ROWENA 23		

EPDs current as of 1/22/2010

CED	BW	WW	Milk	YW	SC	\$EN	MARB	REA	Fat
+6	+2.6	+49	+29	+87	+0.06	-6.47	+0.44	+0.26	+0.006
Calving-Ease	\$W (Weaning)	\$F (Feedlot)	\$G (Grid)	\$B (Beef)					
★★	+27.20	+26.58	+27.70	+52.41					

Ranks in the Top 4% for Milk EPD, 25% for \$G, and 20% for \$B.

364 | EXAR LUTTON 81432 [AMF-NHF] Act. BW 80
 Reg. No: +16118412 Tattoo: 81432 DOB: 9/6/2008 Adj. WW 539

NORTHERN IMPROVEMENT 4480 GF ..	TC STOCKMAN 365	Adj. YW	1,099
EXAR LUTTON 1831	BLACKCAP OF R R 5367	Adj. SC	35.9
EXAR SARAS DREAM 9809	A&B YUKON 7150	Adj. IMF	3.95
	SARAS DREAM	Adj. REA	14.0
C A FUTURE DIRECTION 5321 ..	G A R PRECISION 1680		
WK CARIN 4223	C A MISS POWER FIX 308		
WK CARIN 9508	WK APPEAL		
	GRUBBS MISS ROWENA 23		

EPDs current as of 1/22/2010

CED	BW	WW	Milk	YW	SC	\$EN	MARB	REA	Fat
+6	+2.6	+49	+29	+87	+0.12	-6.47	+0.36	+0.15	+0.013
Calving-Ease	\$W (Weaning)	\$F (Feedlot)	\$G (Grid)	\$B (Beef)					
★★	+27.20	+26.58	+23.13	+46.45					

Ranks in the Top 4% for Milk EPD.

360 | EXAR SPARTAN 849 Act. BW 88
 Reg. No: 16277945 Tattoo: 849 DOB: 8/17/2008 Adj. WW 708

EXAR LUTTON 1831	NORTHERN IMPROVEMENT 4480 GF	Adj. YW	1,351
EXAR SPARTAN 6225	EXAR SARAS DREAM 9809	Adj. SC	36.3
WK WINNIE 7305	KRUGERRANDS MONEYLINE	Adj. IMF	5.76
	WK WINNIE 5460	Adj. REA	13.1
EXAR NEW LOOK 2971	BON VIEW NEW DESIGN 1407		
EXAR LUCY 4136	N BAR PRIMROSE 2424		
CIRCLE G LUCY 3111	BR MIDLAND		
	V D A R LUCY 427		

EPDs current as of 1/22/2010

CED	BW	WW	Milk	YW	SC	\$EN	MARB	REA	Fat
+3	+3.6	+51	+19	+89	+0.26	+2.17	+0.53	-0.02	-0.015
Calving-Ease	\$W (Weaning)	\$F (Feedlot)	\$G (Grid)	\$B (Beef)					
★★	+23.95	+27.78	+29.57	+53.19					

Ranks in the Top 25% for WW EPD, 20% for MARB EPD, 20% for \$G, and 15% for \$B.



Many-time champion for Jennifer Smith and full sib to Lot 361.

363 | EXAR LUTTON 8451 [AMF-NHF] Act. BW 70
 Reg. No: +16122819 Tattoo: 8451 DOB: 9/17/2008 Adj. WW 595

NORTHERN IMPROVEMENT 4480 GF ..	TC STOCKMAN 365	Adj. YW	1,179
EXAR LUTTON 1831	BLACKCAP OF R R 5367	Adj. SC	34.3
EXAR SARAS DREAM 9809	A&B YUKON 7150	Adj. IMF	4.08
	SARAS DREAM	Adj. REA	15.0
C A FUTURE DIRECTION 5321 ..	G A R PRECISION 1680		
WK CARIN 4223	C A MISS POWER FIX 308		
WK CARIN 9508	WK APPEAL		
	GRUBBS MISS ROWENA 23		

EPDs current as of 1/22/2010

CED	BW	WW	Milk	YW	SC	\$EN	MARB	REA	Fat
+6	+2.6	+49	+29	+87	-0.11	-6.47	+0.37	+0.20	+0.003
Calving-Ease	\$W (Weaning)	\$F (Feedlot)	\$G (Grid)	\$B (Beef)					
★★	+27.20	+26.58	+24.67	+50.23					

Ranks in the Top 4% for Milk EPD and 25% for \$B.

365 | EXAR LUTTON 81411 Act. BW 86
 Reg. No: +16118396 Tattoo: 81411 DOB: 9/5/2008 Adj. WW 487

NORTHERN IMPROVEMENT 4480 GF ..	TC STOCKMAN 365	Adj. YW	1,127
EXAR LUTTON 1831	BLACKCAP OF R R 5367	Adj. SC	34.9
EXAR SARAS DREAM 9809	A&B YUKON 7150	Adj. IMF	3.79
	SARAS DREAM	Adj. REA	13.5
BR MIDLAND	TWIN VALLEY PRECISION E161		
EXAR QUEEN 3047	BR ROYAL LASS 7036-19		
A&B QUEEN 4173	C H STACKER 7040		
	A&B MAXIMA QUEEN 2007		

EPDs current as of 1/22/2010

CED	BW	WW	Milk	YW	SC	\$EN	MARB	REA	Fat
+7	+2.5	+60	+22	+104	-0.13	-5.22	+0.31	-0.09	+0.002
Calving-Ease	\$W (Weaning)	\$F (Feedlot)	\$G (Grid)	\$B (Beef)					
★★★	+28.58	+39.44	+20.27	+42.97					

Ranks in the Top 3% for WW EPD, 5% for YW EPD, 20% for \$W, and 10% for \$F.



EXG FOREVER LADY 5309

Dam of Lots 162, 163, 366 & 367.

367 | EXAR LUTTON 81427

Reg. No: +16118408 Tattoo: 81427 DOB: 9/6/2008

NORTHERN IMPROVEMENT 4480 GF ..	TC STOCKMAN 365	Act. BW	77
EXAR LUTTON 1831	BLACKCAP OF R R 5367	Adj. WW	643
EXAR SARAS DREAM 9809	A&B YUKON 7150	Adj. YW	1,157
	SARAS DREAM	Adj. SC	38.9
BR MIDLAND	TWIN VALLEY PRECISION E161	Adj. IMF	3.03
EXG FOREVER LADY 5309	BR ROYAL LASS 7036-19	Adj. REA	14.3
V A R FOREVER LADY 4304	G D A R EXECUTIVE 727		
	BLACKCAP LADY 384 G D A R		

EPDs current as of 1/22/2010

CED	BW	WW	Milk	YW	SC	\$EN	MARB	REA	Fat
+5	+3.0	+57	+27	+98	+0.60	-7.97	+0.17	+0.31	-0.004
Calving-Ease		\$W (Weaning)	\$F (Feedlot)	\$G (Grid)	\$B (Beef)				
★★		+28.27	+34.47	+19.28	+45.81				

Ranks in the Top 10% for WW EPD, 10% for Milk EPD, 15% for YW EPD, 25% for REA EPD, 25% for \$W, and 20% for \$F.

369 | EXAR SPARTAN 83561

Reg. No: 16128094 Tattoo: 83561 DOB: 9/7/2008

EXAR LUTTON 1831	NORTHERN IMPROVEMENT 4480 GF	Act. BW	88
EXAR SPARTAN 6225	EXAR SARAS DREAM 9809	Adj. WW	606
WK WINNIE 7305	KRUGERRANDS MONEYLINE	Adj. YW	992
	WK WINNIE 5460	Adj. SC	34.5
BR MIDLAND	TWIN VALLEY PRECISION E161	Adj. IMF	4.34
PF 11 RUTH 5564	BR ROYAL LASS 7036-19	Adj. REA	11.8
EXAR RUTH 1233	BON VIEW NEW DESIGN 1407		
	SHADY BROOK RUTH 284G		

EPDs current as of 1/22/2010

CED	BW	WW	Milk	YW	SC	\$EN	MARB	REA	Fat
+4	+3.9	+47	+15	+80	+0.07	+8.42	+0.43	-0.11	-0.031
Calving-Ease		\$W (Weaning)	\$F (Feedlot)	\$G (Grid)	\$B (Beef)				
★★		+22.01	+20.55	+30.39	+35.27				

Ranks in the Top 20% for \$EN and 20% for \$G.

366 | EXAR LUTTON 81408

Reg. No: +16118394 Tattoo: 81408 DOB: 9/5/2008

NORTHERN IMPROVEMENT 4480 GF ..	TC STOCKMAN 365	Act. BW	77
EXAR LUTTON 1831	BLACKCAP OF R R 5367	Adj. WW	608
EXAR SARAS DREAM 9809	A&B YUKON 7150	Adj. YW	1,106
	SARAS DREAM	Adj. SC	34.9
BR MIDLAND	TWIN VALLEY PRECISION E161	Adj. IMF	3.70
EXG FOREVER LADY 5309	BR ROYAL LASS 7036-19	Adj. REA	12.7
V A R FOREVER LADY 4304	G D A R EXECUTIVE 727		
	BLACKCAP LADY 384 G D A R		

EPDs current as of 1/22/2010

CED	BW	WW	Milk	YW	SC	\$EN	MARB	REA	Fat
+5	+3.0	+57	+27	+98	+0.04	-7.97	+0.24	+0.21	+0.000
Calving-Ease		\$W (Weaning)	\$F (Feedlot)	\$G (Grid)	\$B (Beef)				
★★		+28.27	+34.47	+20.99	+46.14				

Ranks in the Top 10% for WW EPD, 10% for Milk EPD, 15% for YW EPD, 25% for \$W, and 20% for \$F.

368 | EXAR SPARTAN 83598

Reg. No: 16143979 Tattoo: 83598 DOB: 10/3/2008

EXAR LUTTON 1831	NORTHERN IMPROVEMENT 4480 GF	Act. BW	74
EXAR SPARTAN 6225	EXAR SARAS DREAM 9809	Adj. WW	614
WK WINNIE 7305	KRUGERRANDS MONEYLINE	Adj. YW	1,180
	WK WINNIE 5460	Adj. SC	37.3
K C F BENNETT COALITION SCC ..	SITZ ALLIANCE 6595	Adj. IMF	3.93
CORKS BLACKCAP 5190	PLEASANT PILL OF CONANGA	Adj. REA	13.8
LEACHMAN BLACKCAP 2202	N BAR EMULATION EXT		
	LEACHMAN BLACKCAP 0201		

EPDs current as of 1/22/2010

CED	BW	WW	Milk	YW	SC	\$EN	MARB	REA	Fat
+8	+1.4	+47	+20	+80	+0.67	+4.03	+0.34	-0.15	+0.017
Calving-Ease		\$W (Weaning)	\$F (Feedlot)	\$G (Grid)	\$B (Beef)				
★★★★		+28.69	+20.55	+18.99	+35.64				

Ranks in the Top 20% for Calving-Ease Direct, and 20% for \$W.

370 | EXAR PIT BOSS 81484

Reg. No: +16131285 Tattoo: 81484 DOB: 9/27/2008

EXAR SUDDEN IMPACT 1537	NORTHERN IMPROVEMENT 4480 GF	Act. BW	85
EXAR PIT BOSS 409	B L R BLUSHING PRIDE 9097	Adj. WW	451
WK WINNIE 7305	KRUGERRANDS MONEYLINE	Adj. YW	969
	WK WINNIE 5460	Adj. SC	33.6
KRUGERRANDS MONEYLINE	KRUGERRAND OF DONAMERE 490	Adj. IMF	3.54
EXAR EMPRESS 7630	ANKONY 5G00 BLACKBIRD GC017	Adj. REA	12.0
D F EMPRESS 6079	PINE DRIVE BIG SKY		
	K A F MISS JETLINER 641 1B4		

EPDs current as of 1/22/2010

CED	BW	WW	Milk	YW	SC	\$EN	MARB	REA	Fat
+8	+1.7	+48	+13	+79	-0.23	+10.43	+0.15	+0.12	-0.043
Calving-Ease		\$W (Weaning)	\$F (Feedlot)	\$G (Grid)	\$B (Beef)				
★★★		+26.97	+19.23	+21.30	+37.64				

Ranks in the Top 20% for Calving-Ease Direct and 15% for \$EN.





371 | EXAR EXPEDITION 83765

Reg. No: +16419169 Tattoo: 83765 DOB: 9/12/2008

N BAR EMULATION EXT EMULATION N BAR 5522
GARDENS EXPEDITION N BAR PRIMROSE 2424
 GREEN GARDEN GINA 2268 S2 .. GARDENS TRANSITION 7205 S1
 BR MIDLAND TWIN VALLEY PRECISION E161
A & B BLACKBIRD 4187 BR ROYAL LASS 7036-19
A & B BLACKBIRD 1063 SITZ ALLIANCE 6595
 A&B BLACKBIRD 7059

EPDs current as of 1/22/2010

CED	BW	WW	Milk	YW	SC	SEN	MARB	REA	Fat
+5	+3.4	+46	+22	+92	+0.76	-1.46	+0.46	+0.05	+0.028
Calving-Ease		\$W (Weaning)	\$F (Feedlot)	\$G (Grid)	\$B (Beef)				
★★		+20.67	+32.71	+25.06	+42.69				

Ranks in the Top 25% for YW EPD, 25% for Scrotal EPD, 25% for MARB EPD, and 20% for \$F.

Act. BW 75
 Adj. WW 582
 Adj. YW 1,129
 Adj. SC 36.1
 Adj. IMF 4.30
 Adj. REA 13.6



GARDENS EXPEDITION

Sire of Lots 371, 372, 373 & 374.

372 | EXAR EXPEDITION 83728

Reg. No: +16245465 Tattoo: 83728 DOB: 9/1/2008

N BAR EMULATION EXT EMULATION N BAR 5522
GARDENS EXPEDITION N BAR PRIMROSE 2424
 GREEN GARDEN GINA 2268 S2 .. GARDENS TRANSITION 7205 S1
 BR MIDLAND TWIN VALLEY PRECISION E161
A & B BLACKBIRD 4187 BR ROYAL LASS 7036-19
A & B BLACKBIRD 1063 SITZ ALLIANCE 6595
 A&B BLACKBIRD 7059

EPDs current as of 1/22/2010

CED	BW	WW	Milk	YW	SC	SEN	MARB	REA	Fat
+5	+3.4	+46	+22	+92	+0.84	-1.46	+0.55	-0.05	+0.050
Calving-Ease		\$W (Weaning)	\$F (Feedlot)	\$G (Grid)	\$B (Beef)				
★★		+20.67	+32.71	+22.51	+41.12				

Ranks in the Top 25% for YW EPD, 20% for Scrotal EPD, 15% for MARB EPD, and 20% for \$F.

Act. BW 65
 Adj. WW 538
 Adj. YW 1,164
 Adj. SC 36.8
 Adj. IMF 5.15
 Adj. REA 12.3

373 | EXAR EXPEDITION 83747

Reg. No: +16245471 Tattoo: 83747 DOB: 9/1/2008

N BAR EMULATION EXT EMULATION N BAR 5522
GARDENS EXPEDITION N BAR PRIMROSE 2424
 GREEN GARDEN GINA 2268 S2 .. GARDENS TRANSITION 7205 S1
 BR MIDLAND TWIN VALLEY PRECISION E161
R T R RITA 5116 BR ROYAL LASS 7036-19
 PAF 1206 NEW DESIGN E019... B/R NEW DESIGN 036
 G A R EXT 1206

EPDs current as of 1/22/2010

CED	BW	WW	Milk	YW	SC	SEN	MARB	REA	Fat
+8	+2.4	+46	+19	+96	+0.74	+0.00	+0.49	+0.04	+0.011
Calving-Ease		\$W (Weaning)	\$F (Feedlot)	\$G (Grid)	\$B (Beef)				
★★★		+20.81	+36.79	+27.34	+48.58				

Ranks in the Top 20% for Calving-Ease Direct, 15% for YW EPD, 25% for Scrotal EPD, 25% for MARB EPD, and 15% for \$F.

Act. BW 60
 Adj. WW 582
 Adj. YW 1,204
 Adj. SC 35.0
 Adj. IMF 4.09
 Adj. REA 14.5

374 | EXAR EXPEDITION 83717

Reg. No: +16245459 Tattoo: 83717 DOB: 9/1/2008

N BAR EMULATION EXT EMULATION N BAR 5522
GARDENS EXPEDITION N BAR PRIMROSE 2424
 GREEN GARDEN GINA 2268 S2 .. GARDENS TRANSITION 7205 S1
 BR MIDLAND TWIN VALLEY PRECISION E161
R T R RITA 5116 BR ROYAL LASS 7036-19
 PAF 1206 NEW DESIGN E019... B/R NEW DESIGN 036
 G A R EXT 1206

EPDs current as of 1/22/2010

CED	BW	WW	Milk	YW	SC	SEN	MARB	REA	Fat
+8	+2.6	+45	+19	+96	+0.54	+0.00	+0.49	+0.14	+0.014
Calving-Ease		\$W (Weaning)	\$F (Feedlot)	\$G (Grid)	\$B (Beef)				
★★		+19.68	+37.18	+28.16	+50.19				

Ranks in the Top 20% for Calving-Ease Direct, 15% for YW EPD, 25% for MARB EPD, 10% for \$F, 25% for \$G, and 25% for \$B.

Act. BW 80
 Adj. WW 579
 Adj. YW 1,174
 Adj. SC 34.8
 Adj. IMF 4.03
 Adj. REA 14.8

375 | EXAR EXT 86140 TF

Reg. No: +16326934 Tattoo: 86140 DOB: 9/1/2008

EMULATION N BAR 5522 EMULATION 31
N BAR EMULATION EXT ANKONY 8F78 LASS 8F275
 N BAR PRIMROSE 2424 EMULATION 31
 B/R NEW DESIGN 036 PRIMROSE N BAR 9962
STERLING BLACKCAP 445 V D A R NEW TREND 315
 G A R PRECISION 706 B/R BLACKCAP EMPRESS 76
 G A R EXT 2114

EPDs current as of 1/22/2010

CED	BW	WW	Milk	YW	SC	SEN	MARB	REA	Fat
+8	+2.1	+41	+23	+77	-0.09	+2.21	+0.23	+0.13	+0.001
Calving-Ease		\$W (Weaning)	\$F (Feedlot)	\$G (Grid)	\$B (Beef)				
★★★		+24.63	+19.91	+20.16	+39.30				

Ranks in the Top 20% for Calving-Ease Direct.

Act. BW 78
 Adj. WW 613
 Adj. YW 1,095
 Adj. SC 34.8
 Adj. IMF 3.50
 Adj. REA 13.6

376 | EXAR EXT 86129 TF

Reg. No: +16326938 Tattoo: 86129 DOB: 10/2/2008

EMULATION N BAR 5522 EMULATION 31
N BAR EMULATION EXT ANKONY 8F78 LASS 8F275
 N BAR PRIMROSE 2424 EMULATION 31
 B/R NEW DESIGN 036 PRIMROSE N BAR 9962
STERLING BLACKCAP 445 V D A R NEW TREND 315
 G A R PRECISION 706 B/R BLACKCAP EMPRESS 76
 G A R EXT 2114

EPDs current as of 1/22/2010

CED	BW	WW	Milk	YW	SC	SEN	MARB	REA	Fat
+8	+3.7	+39	+23	+75	-0.07	+2.81	+0.24	+0.13	+0.000
Calving-Ease		\$W (Weaning)	\$F (Feedlot)	\$G (Grid)	\$B (Beef)				
★★		+20.38	+18.74	+20.43	+39.99				

Ranks in the Top 20% for Calving-Ease Direct.

Act. BW 84
 Adj. WW 623
 Adj. YW 1,028
 Adj. SC 33.8
 Adj. IMF 3.53
 Adj. REA 13.4



N BAR EMULATION EXT

Sire of Lots 375, 376, 395 & 396.



377 | TF RITO 5FK6 8501 [AMF-NHF] Act. BW 82

Reg. No: 16155138 Tattoo: 8501 DOB: 10/10/2008 Adj. WW 717

C A FUTURE DIRECTION 5321 ... G A R PRECISION 1680
 RITO 5FK6 OF RITA 9F30 FD ... C A MISS POWER FIX 308
 RITA 9F30 OF 5H21 RITO 3S3 ... RITO 3S3 OF RITA 5H11 1656
 RITO 112 OF 2536 RITO 616 ... RITA 5H21 OF 9FB2 RITO 9J9
 TF BLACKBIRD 6732 ... RITO 616 OF 4B20 6807
 EXAR BLACKBIRD 2772 ... G A R PRECISION 2536
 LEACHMAN BLACKBIRD 9110 ... BON VIEW NEW DESIGN 1407

EPDs current as of 1/22/2010

CED	BW	WW	Milk	YW	SC	\$EN	MARB	REA	Fat
+3	+2.6	+53	+28	+94	-0.03	-7.67	+0.40	+0.22	+0.008
Calving-Ease		\$W (Weaning)	\$F (Feedlot)	\$G (Grid)	\$B (Beef)				
★★★		+27.72	+31.99	+25.21	+52.33				

Ranks in the Top 15% for WW EPD, 10% for Milk EPD, 20% for YW EPD, 25% for \$F, and 20% for \$B.

379 | EXAR RITO 83582 [NHF] Act. BW 68

Reg. No: 16128105 Tattoo: 83582 DOB: 9/26/2008 Adj. WW 684

RITO 616 OF 4B20 6807 ... D H D TRAVELER 6807
 SPUR RITO 616 6435 ... RITA 4B20 OF OFB1 BANDO
 LAYS LENA 4431 ... BON VIEW NEW DESIGN 878
 SPUR LENA 0411
 EXAR NEW LOOK 2971 ... BON VIEW NEW DESIGN 1407
 EXAR LUCY 6982 ... N BAR PRIMROSE 2424
 DAVIS LUCY 0407 ... G A R PRECISION 1680
 BOYD LUCY 5007

EPDs current as of 1/22/2010

CED	BW	WW	Milk	YW	SC	\$EN	MARB	REA	Fat
+10	+0.4	+46	+23	+88	+0.00	-1.14	+0.39	+0.12	+0.004
Calving-Ease		\$W (Weaning)	\$F (Feedlot)	\$G (Grid)	\$B (Beef)				
★★★★		+27.20	+28.71	+24.17	+49.95				

Ranks in the Top 10% for Calving-Ease Direct, 15% for BW EPD, and 25% for \$B.

381 | EXAR RITO W0077 Act. BW 82

Reg. No: +16117189 Tattoo: W0077 DOB: 9/4/2008 Adj. WW 742

O C C EMBLAZON 854E ... D H D TRAVELER 6807
 RITO 6EM3 OF 4L1 EMBLAZON ... DIXIE ERICA OF C H 1019
 RITA 4L1 OF 2536 208 ... BON VIEW NEW DESIGN 208
 G A R PRECISION 2536
 BON VIEW NEW DESIGN 208 ... B/R NEW DESIGN 036
 PRIZED OF CONANGA 769 ... BON VIEW ERICA 443
 PEARL PRIZE OF CONANGA 5770 ... G D A R TRAVELER 044
 PAMS PRIZE OF CONANGA

EPDs current as of 1/22/2010

CED	BW	WW	Milk	YW	SC	\$EN	MARB	REA	Fat
+7	+1.4	+56	+28	+100	+1.08	-9.55	+0.40	+0.36	+0.007
Calving-Ease		\$W (Weaning)	\$F (Feedlot)	\$G (Grid)	\$B (Beef)				
★★★★		+30.33	+36.91	+28.87	+50.14				

Ranks in the Top 10% for WW EPD, 10% for Milk EPD, 10% for YW EPD, 10% for Scrotal EPD, 20% for REA EPD, 10% for \$W, 15% for \$F, 25% for \$G, and 25% for \$B.

383 | EXAR RITO W0221 Act. BW 85

Reg. No: +16122694 Tattoo: W0221 DOB: 9/13/2008 Adj. WW 766

O C C EMBLAZON 854E ... D H D TRAVELER 6807
 RITO 6EM3 OF 4L1 EMBLAZON ... DIXIE ERICA OF C H 1019
 RITA 4L1 OF 2536 208 ... BON VIEW NEW DESIGN 208
 G A R PRECISION 2536
 BON VIEW NEW DESIGN 1407 ... B/R NEW DESIGN 036
 THREE TREES FOREVERLADY 2878 ... BON VIEW PRIDE 664
 G D A R FOREVER LADY 246 ... TRANSFORMER 100 E A R
 G D A R FOREVER LADY 718

EPDs current as of 1/22/2010

CED	BW	WW	Milk	YW	SC	\$EN	MARB	REA	Fat
+9	+1.0	+48	+30	+87	+0.34	-7.43	+0.44	+0.50	+0.016
Calving-Ease		\$W (Weaning)	\$F (Feedlot)	\$G (Grid)	\$B (Beef)				
★★★		+29.39	+26.96	+31.14	+49.17				

Ranks in the Top 15% for Calving-Ease Direct, 25% for BW EPD, 2% for Milk EPD, 5% for REA EPD, 15% for \$W, 15% for \$G, and 25% for \$B.

378 | EXAR RITO 888 [AMF-NHF] Act. BW 82

Reg. No: 16287837 Tattoo: 888 DOB: 10/25/2008 Adj. WW 755

RITO 616 OF 4B20 6807 ... D H D TRAVELER 6807
 SPUR RITO 616 6435 ... RITA 4B20 OF OFB1 BANDO
 LAYS LENA 4431 ... BON VIEW NEW DESIGN 878
 SPUR LENA 0411
 BON VIEW NEW DESIGN 1407 ... B/R NEW DESIGN 036
 EXAR RITA 3906 ... BON VIEW PRIDE 664
 SHADY BROOK RITA 2300 ... G A R PRECISION 1680
 G A R EXT 344

EPDs current as of 1/22/2010

CED	BW	WW	Milk	YW	SC	\$EN	MARB	REA	Fat
+7	+0	+52	+28	+95	+0.35	-7.99	+0.67	+0.13	+0.012
Calving-Ease		\$W (Weaning)	\$F (Feedlot)	\$G (Grid)	\$B (Beef)				
★★★★		+30.48	+33.39	+30.33	+60.22				

Ranks in the Top 10% for BW EPD, 20% for WW EPD, 10% for Milk EPD, 20% for YW EPD, 10% for MARB EPD, 10% for \$W, 20% for \$F, 20% for \$G, and 5% for \$B.

380 | EXAR RITO 891 [NHF] Act. BW 87

Reg. No: 16287840 Tattoo: 891 DOB: 11/6/2008 Adj. WW 625

RITO 616 OF 4B20 6807 ... D H D TRAVELER 6807
 SPUR RITO 616 6435 ... RITA 4B20 OF OFB1 BANDO
 LAYS LENA 4431 ... BON VIEW NEW DESIGN 878
 SPUR LENA 0411
 BON VIEW NEW DESIGN 1407 ... B/R NEW DESIGN 036
 EXAR BLACKBIRD 6042 ... BON VIEW PRIDE 664
 TWIN EAGLES BLACKBIRD 174K ... TWIN VALLEY PRECISION E161
 SUMMITCREST BLACKBIRD F161

EPDs current as of 1/22/2010

CED	BW	WW	Milk	YW	SC	\$EN	MARB	REA	Fat
+5	+1.9	+39	+23	+78	+0.04	+1.91	+0.53	+0.10	-0.005
Calving-Ease		\$W (Weaning)	\$F (Feedlot)	\$G (Grid)	\$B (Beef)				
★★★★		+23.29	+21.60	+31.52	+47.44				

Ranks in the Top 20% for MARB EPD and 15% for \$G.

382 | EXAR RITO W0194 Act. BW 70

Reg. No: +16122668 Tattoo: W0194 DOB: 9/12/2008 Adj. WW 606

O C C EMBLAZON 854E ... D H D TRAVELER 6807
 RITO 6EM3 OF 4L1 EMBLAZON ... DIXIE ERICA OF C H 1019
 RITA 4L1 OF 2536 208 ... BON VIEW NEW DESIGN 208
 G A R PRECISION 2536
 BON VIEW NEW DESIGN 208 ... B/R NEW DESIGN 036
 THREE TREES BARBARA R0642 ... BON VIEW ERICA 443
 THREE TREES BARBARA 1420 ... J L B EXACTO 416
 SITZ BARBARA PERFECTION 1882

EPDs current as of 1/22/2010

CED	BW	WW	Milk	YW	SC	\$EN	MARB	REA	Fat
+10	+0.4	+55	+34	+95	+0.59	-13.83	+0.40	+0.39	+0.026
Calving-Ease		\$W (Weaning)	\$F (Feedlot)	\$G (Grid)	\$B (Beef)				
★★★★		+32.64	+32.22	+27.57	+46.04				

Ranks in the Top 10% for Calving-Ease Direct, 15% for BW EPD, 10% for WW EPD, 1% for Milk EPD, 20% for YW EPD, 15% for REA EPD, 3% for \$W, and 25% for \$F.

384 | EXAR RITO W0130 Act. BW 62

Reg. No: +16117234 Tattoo: W0130 DOB: 9/8/2008 Adj. WW 583

O C C EMBLAZON 854E ... D H D TRAVELER 6807
 RITO 6EM3 OF 4L1 EMBLAZON ... DIXIE ERICA OF C H 1019
 RITA 4L1 OF 2536 208 ... BON VIEW NEW DESIGN 208
 G A R PRECISION 2536
 BON VIEW NEW DESIGN 208 ... B/R NEW DESIGN 036
 PRIZED OF CONANGA 769 ... BON VIEW ERICA 443
 PEARL PRIZE OF CONANGA 5770 ... G D A R TRAVELER 044
 PAMS PRIZE OF CONANGA

EPDs current as of 1/22/2010

CED	BW	WW	Milk	YW	SC	\$EN	MARB	REA	Fat
+7	+1.4	+56	+28	+100	+0.79	-9.55	+0.36	+0.34	+0.016
Calving-Ease		\$W (Weaning)	\$F (Feedlot)	\$G (Grid)	\$B (Beef)				
★★★★		+30.33	+36.91	+27.56	+42.71				

Ranks in the Top 10% for WW EPD, 10% for Milk EPD, 10% for YW EPD, 25% for Scrotal EPD, 20% for REA EPD, 10% for \$W, and 15% for \$F.



385 | EXAR FORESIGHT W2521

Reg. No: +16196925 Tattoo: W2521 DOB: 10/2/2008

PAPA FORTE 1921	PAPA OPTIMA 9818	
WOODHILL FORESIGHT	PAPA ENVIOUS BLACKBIRD 8832	
BON VIEW GAMMER 85	BON VIEW BANDO 598	
		BON VIEW GAMMER 233	
BON VIEW NEW DESIGN 208	...	B/R NEW DESIGN 036	
THREE TREES LADY 3829	BON VIEW ERICA 443	
STEVENSON LADY 593J	SVF GDAR 216 LTD	
		BLACK TOOTH LADY B 380	

EPDs current as of 1/22/2010

CED	BW	WW	Milk	YW	SC	SEN	MARB	REA	Fat
+7	+3.0	+54	+30	+98	+1.20	-10.84	+0.50	+0.00	+0.015
Calving-Ease									
***		+26.54		+35.66					+47.46

Ranks in the Top 15% for WW EPD, 2% for Milk EPD, 15% for YW EPD, 10% for Scrotal EPD, 20% for MARB EPD, and 15% for \$F.

386 | EXAR FORESIGHT W2526

Reg. No: +16196930 Tattoo: W2526 DOB: 10/2/2008

PAPA FORTE 1921	PAPA OPTIMA 9818	
WOODHILL FORESIGHT	PAPA ENVIOUS BLACKBIRD 8832	
BON VIEW GAMMER 85	BON VIEW BANDO 598	
		BON VIEW GAMMER 233	
BON VIEW NEW DESIGN 208	...	B/R NEW DESIGN 036	
THREE TREES LADY 3829	BON VIEW ERICA 443	
STEVENSON LADY 593J	SVF GDAR 216 LTD	
		BLACK TOOTH LADY B 380	

EPDs current as of 1/22/2010

CED	BW	WW	Milk	YW	SC	SEN	MARB	REA	Fat
+7	+3.0	+54	+30	+98	+1.34	-10.84	+0.52	-0.03	+0.019
Calving-Ease									
***		+26.54		+35.66					+48.22

Ranks in the Top 15% for WW EPD, 2% for Milk EPD, 15% for YW EPD, 4% for Scrotal EPD, 20% for MARB EPD, and 15% for \$F.

387 | EXAR FORESIGHT W2528

Reg. No: +16196932 Tattoo: W2528 DOB: 10/3/2008

PAPA FORTE 1921	PAPA OPTIMA 9818	
WOODHILL FORESIGHT	PAPA ENVIOUS BLACKBIRD 8832	
BON VIEW GAMMER 85	BON VIEW BANDO 598	
		BON VIEW GAMMER 233	
BON VIEW NEW DESIGN 1407	...	B/R NEW DESIGN 036	
THREE TREES BLACKBIRD 3364	BON VIEW PRIDE 664	
THREE TREES BLACKBIRD 8001	FINKS 5522-6148	
		T ELITE BLACKBIRD Y764	

EPDs current as of 1/22/2010

CED	BW	WW	Milk	YW	SC	SEN	MARB	REA	Fat
+6	+1.8	+47	+27	+83	+1.36	-3.34	+0.47	+0.27	+0.006
Calving-Ease									
***		+28.41		+23.43		+30.11			+49.15

Ranks in the Top 10% for Milk EPD, 4% for Scrotal EPD, 25% for MARB EPD, 25% for \$W, 20% for \$G, and 25% for \$B.

388 | EXAR FORESIGHT W2536

Reg. No: +16196940 Tattoo: W2536 DOB: 10/4/2008

PAPA FORTE 1921	PAPA OPTIMA 9818	
WOODHILL FORESIGHT	PAPA ENVIOUS BLACKBIRD 8832	
BON VIEW GAMMER 85	BON VIEW BANDO 598	
		BON VIEW GAMMER 233	
BON VIEW NEW DESIGN 1407	...	B/R NEW DESIGN 036	
G A R 1407 NEW DESIGN 1342	BON VIEW PRIDE 664	
G A R LUCYS BOY 2118	V D A R LUCYS BOY	
		G A R PRECISION 706	

EPDs current as of 1/22/2010

CED	BW	WW	Milk	YW	SC	SEN	MARB	REA	Fat
+6	+1.5	+44	+28	+88	+1.02	-3.87	+0.49	+0.36	+0.006
Calving-Ease									
***		+27.43		+29.48		+31.28			+53.88

Ranks in the Top 10% for Milk EPD, 15% for Scrotal EPD, 25% for MARB EPD, 20% for REA EPD, 15% for \$G, and 15% for \$B.

389 | EXAR BLUE MOON W0105

Reg. No: +16137560 Tattoo: W0105 DOB: 9/7/2008

BON VIEW NEW DESIGN 1407	...	B/R NEW DESIGN 036	
RAB-EGL BLUE MOON 4407M	BON VIEW PRIDE 664	
MILL BRAE BALNORMA PM 0125	PLOWMAN 1627 OF MILLBRAE SAR	
		M B 2R2T BALNORMA 6019	
TEHAMA 717 BAND 876	TEHAMA BAND 717	
TEHAMA MARY BLACKBIRD R812	TEHAMA ECHO B287	
TEHAMA MARY BLACKBIRD L143	B/R NEW DESIGN 036	
		TEHAMA MARY BLACKBIRD C175	

EPDs current as of 1/22/2010

CED	BW	WW	Milk	YW	SC	SEN	MARB	REA	Fat
+6	+1.0	+53	+33	+104	-0.30	-15.75	+0.62	+0.47	-0.002
Calving-Ease									
***		+27.72		+42.28		+36.50			+63.62

Ranks in the Top 25% for BW EPD, 15% for WW EPD, 1% for Milk EPD, 5% for YW EPD, 10% for MARB EPD, 10% for REA EPD, 4% for \$F, 3% for \$G, and 2% for \$B.

390 | EXAR FRANCHISE 84268 [AMF-NHF]

Reg. No: +16139517 Tattoo: 84268 DOB: 9/2/2008

C A FUTURE DIRECTION 5321	...	G A R PRECISION 1680	
BASIN FRANCHISE P142	C A MISS POWER FIX 308	
BASIN CHLOE 812L	GARDENS EXPEDITION	
		BASIN CHLOE 6198	
FINKS 5522-6148	EMULATION N BAR 5522	
G A R 6148 EMULATION 1119	FINKS PROUD FORMERA 614	
G A R 6807 TRAVELER 504	D H D TRAVELER 6807	
		G A R SCOTCH CAP 309	

EPDs current as of 1/22/2010

CED	BW	WW	Milk	YW	SC	SEN	MARB	REA	Fat
+8	+2.5	+51	+27	+94	+0.20	-2.25	+0.42	+0.11	-0.012
Calving-Ease									
***		+30.89		+32.78		+28.23			+49.91

Ranks in the Top 20% for Calving-Ease Direct, 25% for WW EPD, 10% for Milk EPD, 20% for YW EPD, 10% for \$W, 20% for \$F, 25% for \$G, and 25% for \$B.

391 | EXAR LUTTON 8446 [NHF]

Reg. No: +16122814 Tattoo: 8446 DOB: 9/16/2008

NORTHERN IMPROVEMENT 4480 GF	TC STOCKMAN 365	
EXAR LUTTON 1831	BLACKCAP OF R R 5367	
EXAR SARAS DREAM 9809	A&B YUKON 7150	
		SARAS DREAM	
TWIN VALLEY PRECISION E161	...	G A R PRECISION 1680	
EXG LASSIE P686 R3	W C C BLACKCAP C9	
ERICA LSSSIE OF R R 8520	E&B 1483 SCOTCHMAN 5041	
		ERICA LASSIE OF R R 5448	

EPDs current as of 1/22/2010

CED	BW	WW	Milk	YW	SC	SEN	MARB	REA	Fat
+7	+2.1	+55	+29	+96	+0.10	-9.25	+0.27	+0.07	-0.004
Calving-Ease									
***		+29.65		+33.23		+19.32			+48.80

Ranks in the Top 10% for WW EPD, 4% for Milk EPD, 15% for YW EPD, 15% for \$W, 20% for \$F, and 25% for \$B.



Dam of Lots 104 & 390.

G A R 6148 Emulation 1119



392 | EKAR PREDESTINED 86139 TF [NHF]

Act. BW 84
Reg. No: Tattoo: 86139 DOB: 9/1/2008
Adj. WW 605
Adj. YW 1,054
Adj. SC 34.0
Adj. IMF 4.50
Adj. REA 14.9

B/R NEW DESIGN 036 V D A R NEW TREND 315
G A R PREDESTINED B/R BLACKCAP EMPRESS 76
G A R EXT 4206 N BAR EMULATION EXT
G A R 6807 TRAVELER 1432
C A FUTURE DIRECTION 5321 ... G A R PRECISION 1680
BRICTON RITA 5109 C A MISS POWER FIX 308
BRICTON RITA 3150 S A F 598 BANDO 5175
WHITESTONE RITA OF 5H27 K156

EPDs current as of 1/22/2010

CED	BW	WW	Milk	YW	SC	SEN	MARB	REA	Fat	
SIRE	+7	+4.1	+53	+28	+99	+0.31	+5.24	+1.05	+0.57	+0.048
DAM	+4	+3.1	+52	+32	+86		-9.07	+0.47	+0.41	+0.052

Calving-Ease
★★

393 | EKAR PREDESTINED 84287 [AMF-NHF]

Act. BW 76
Reg. No: +16145792 Tattoo: 84287 DOB: 9/22/2008
Adj. WW 649
Adj. YW 1,246
Adj. SC 35.5
Adj. IMF 4.81
Adj. REA 15.3

B/R NEW DESIGN 036 V D A R NEW TREND 315
G A R PREDESTINED B/R BLACKCAP EMPRESS 76
G A R EXT 4206 N BAR EMULATION EXT
G A R 6807 TRAVELER 1432
EKAR NEW LOOK 2971 BON VIEW NEW DESIGN 1407
HG BARBARA 5113 N BAR PRIMROSE 2424
HOFF BARBARA S C 404 948... G M A R HI SPADE 039
HOFF MISS PRECISION S C 219

EPDs current as of 1/22/2010

CED	BW	WW	Milk	YW	SC	SEN	MARB	REA	Fat	
SIRE	+8	+2.9	+50	+22	+95	+0.08	-2.39	+0.76	+0.49	+0.024
DAM	+4	+3.1	+52	+32	+86		-9.07	+0.47	+0.41	+0.052

Calving-Ease \$W (Weaning) \$F (Feedlot) \$G (Grid) \$B (Beef)
★★ +23.64 +34.18 +35.98 +64.95

Ranks in the Top 20% for Calving-Ease Direct, 25% for WW EPD, 20% for YW EPD, 4% for MARB EPD, 5% for REA EPD, 20% for \$F, 4% for \$G, and 2% for \$B.

394 | LIMESTONE PREDESTINED U785

Act. BW 84
Reg. No: 16120023 Tattoo: U785 DOB: 8/23/2008
Adj. WW 756
Adj. YW 1,274
Adj. SC 37.5
Adj. IMF 4.75
Adj. REA 15.9

B/R NEW DESIGN 036 V D A R NEW TREND 315
G A R PREDESTINED B/R BLACKCAP EMPRESS 76
G A R EXT 4206 N BAR EMULATION EXT
G A R 6807 TRAVELER 1432
BR MIDLAND TWIN VALLEY PRECISION E161
R & R CORENE R70 3152 BR ROYAL LASS 7036-19
W C S EXT R70 N BAR EMULATION EXT
MISS LRF TRAVELER 8925

EPDs current as of 1/22/2010

CED	BW	WW	Milk	YW	SC	SEN	MARB	REA	Fat	
SIRE	+5	+3.9	+51	+25	+94	+0.20	-4.85	+0.71	+0.41	+0.051
DAM	+4	+3.1	+52	+32	+86		-9.07	+0.47	+0.41	+0.052

Calving-Ease \$W (Weaning) \$F (Feedlot) \$G (Grid) \$B (Beef)
★★ +23.08 +32.78 +31.39 +57.43

Ranks in the Top 25% for WW EPD, 20% for Milk EPD, 20% for YW EPD, 5% for MARB EPD, 10% for REA EPD, 20% for \$F, 15% for \$G, and 10% for \$B.

395 | EKAR EXT 86137 TF [NHF]

Act. BW 74
Reg. No: +16326936 Tattoo: 86137 DOB: 9/1/2008
Adj. WW 640
Adj. YW 1,131
Adj. SC 32.8
Adj. IMF 3.63
Adj. REA 14.0

EMULATION N BAR 5522 EMULATION 31
N BAR EMULATION EXT ANKONY 8F78 LASS 8F275
N BAR PRIMROSE 2424 EMULATION 31
PRIMROSE N BAR 9962
EKAR NEW LOOK 2971 BON VIEW NEW DESIGN 1407
LIMESTONE ENTENSE R3621 N BAR PRIMROSE 2424
EMPIRE EVERELDA ENTENSE 2171.. G A R PRECISION 1680
SHADYBROOK EVER ENTENSE 491G

EPDs current as of 1/22/2010

CED	BW	WW	Milk	YW	SC	SEN	MARB	REA	Fat	
SIRE	+6	+1.9	+43	+18	+79	-0.36	+10.09	+0.13	+0.06	+0.047
DAM	+6	+1.9	+43	+18	+79	-0.36	+10.09	+0.13	+0.06	+0.047

Calving-Ease
★★

396 | EKAR EXT 86138 TF [NHF]

Act. BW 75
Reg. No: +16326935 Tattoo: 86138 DOB: 9/1/2008
Adj. WW 631
Adj. YW 1,045
Adj. SC 30.8
Adj. IMF 3.73
Adj. REA 13.2

EMULATION N BAR 5522 EMULATION 31
N BAR EMULATION EXT ANKONY 8F78 LASS 8F275
N BAR PRIMROSE 2424 EMULATION 31
PRIMROSE N BAR 9962
EKAR NEW LOOK 2971 BON VIEW NEW DESIGN 1407
LIMESTONE ENTENSE R3621 N BAR PRIMROSE 2424
EMPIRE EVERELDA ENTENSE 2171.. G A R PRECISION 1680
SHADYBROOK EVER ENTENSE 491G

EPDs current as of 1/22/2010

CED	BW	WW	Milk	YW	SC	SEN	MARB	REA	Fat	
SIRE	+6	+1.9	+43	+18	+79	-0.36	+10.09	+0.13	+0.06	+0.047
DAM	+6	+1.9	+43	+18	+79	-0.36	+10.09	+0.13	+0.06	+0.047

Calving-Ease
★★

397 | EKAR RITO 112 86134 TF [NHF]

Act. BW 84
Reg. No: +16323033 Tattoo: 86134 DOB: 10/26/2008
Adj. WW 675
Adj. YW 1,142
Adj. SC 33.5
Adj. IMF 4.36
Adj. REA 14.4

RITO 616 OF 4B20 6807 D H D TRAVELER 6807
RITO 112 OF 2536 RITO 616 RITA 4B20 OF OFB1 BANDO
G A R PRECISION 2536 G A R PRECISION 1680
G A R EXT 2104
TWIN VALLEY PRECISION E161 .. G A R PRECISION 1680
LAGRAND PRIMROSE 2231 W C C BLACKCAP C9
B A A R ROTH PRIMROSE 096 CV .. GDAR SVF RUSS 184B
N BAR PRIMROSE 2424

EPDs current as of 1/22/2010

CED	BW	WW	Milk	YW	SC	SEN	MARB	REA	Fat	
SIRE	+6	+2.4	+52	+20	+96	-0.20	-0.72	+0.42	+0.04	+0.005
DAM	+6	+2.4	+52	+20	+96	-0.20	-0.72	+0.42	+0.04	+0.005

Calving-Ease \$W (Weaning) \$F (Feedlot) \$G (Grid) \$B (Beef)
★★★ +25.48 +34.41 +25.26 +48.32

Ranks in the Top 20% for WW EPD, 15% for YW EPD, and 20% for \$F.

398 | EKAR RITO 112 86144 TF [NHF]

Act. BW 83
Reg. No: +16323034 Tattoo: 86144 DOB: 10/22/2008
Adj. WW 734
Adj. YW 1,276
Adj. SC 36.4
Adj. IMF 5.57
Adj. REA 15.2

RITO 616 OF 4B20 6807 D H D TRAVELER 6807
RITO 112 OF 2536 RITO 616 RITA 4B20 OF OFB1 BANDO
G A R PRECISION 2536 G A R PRECISION 1680
G A R EXT 2104
TWIN VALLEY PRECISION E161 .. G A R PRECISION 1680
LAGRAND PRIMROSE 2231 W C C BLACKCAP C9
B A A R ROTH PRIMROSE 096 CV .. GDAR SVF RUSS 184B
N BAR PRIMROSE 2424

EPDs current as of 1/22/2010

CED	BW	WW	Milk	YW	SC	SEN	MARB	REA	Fat	
SIRE	+6	+2.4	+52	+20	+96	+0.19	-0.72	+0.55	+0.05	-0.005
DAM	+6	+2.4	+52	+20	+96	+0.19	-0.72	+0.55	+0.05	-0.005

Calving-Ease \$W (Weaning) \$F (Feedlot) \$G (Grid) \$B (Beef)
★★★ +25.48 +34.41 +29.38 +55.88

Ranks in the Top 20% for WW EPD, 15% for YW EPD, 15% for MARB EPD, 20% for \$F, 20% for \$G, and 10% for \$B.

399 | EKAR TOTAL 84285 [AMF-NHF]

Act. BW 72
Reg. No: +16145790 Tattoo: 84285 DOB: 9/20/2008
Adj. WW 600
Adj. YW 1,206
Adj. SC 36.9
Adj. IMF 3.54
Adj. REA 14.9

BON VIEW NEW DESIGN 208 ... B/R NEW DESIGN 036
TC TOTAL 410 BON VIEW ERICA 443
TC ERICA EILEEN 2047..... TWIN VALLEY PRECISION E161
TC ERICA EILEEN 5116
B/R NEW DESIGN 036 V D A R NEW TREND 315
G A R NEW DESIGN 300 B/R BLACKCAP EMPRESS 76
G A R PRIME TIME 698..... GARDENS PRIME TIME
G A R PRECISION 2606

EPDs current as of 1/22/2010

CED	BW	WW	Milk	YW	SC	SEN	MARB	REA	Fat	
SIRE	+6	+2.2	+54	+34	+102	+0.51	-11.75	+0.55	+0.37	+0.007
DAM	+6	+2.2	+54	+34	+102	+0.51	-11.75	+0.55	+0.37	+0.007

Calving-Ease \$W (Weaning) \$F (Feedlot) \$G (Grid) \$B (Beef)
★★★ +31.49 +39.78 +31.36 +62.33

Ranks in the Top 15% for WW EPD, 1% for Milk EPD, 10% for YW EPD, 15% for MARB EPD, 15% for REA EPD, 5% for \$W, 10% for \$F, 15% for \$G, and 3% for \$B.



400 | EXAR RITO 8540

[NHF] Act. BW 76

Reg. No: 16144008 Tattoo: 8540 DOB: 10/17/2008 Adj. WW 657

RITO 112 OF 2536 RITO 616. G A R PRECISION 2536
V A R RITO 112 6009 G A R TRAVELER 044
 G A R 044 TRAVELER 2328. G A R PRECISION 2536
 RITO 112 OF 2536 RITO 616. RITO 616 OF 4B20 6807
EXAR PRIMROSE 5004 G A R PRECISION 2536
 ROTH PRIMROSE 1247. TWIN VALLEY PRECISION E161
 N BAR PRIMROSE 2424

EPDs current as of 1/22/2010

CED	BW	WW	Milk	YW	SC	\$EN	MARB	REA	Fat
+7	+1.8	+49	+25	+92	-0.54	-4.23	+0.49	+0.18	+0.008
Calving-Ease		\$W (Weaning)	\$F (Feedlot)	\$G (Grid)	\$B (Beef)				
★★★		+26.75	+31.54	+28.96	+51.22				

Ranks in the Top 20% for Milk EPD, 25% for YW EPD, 25% for MARB EPD, 25% for \$F, 25% for \$G, and 20% for \$B.



EXAR PRIMROSE 5004

The \$150,000 female who is the dam of Lot 400.

401 | EXAR FORESIGHT 86151 TF

Act. BW 78

Reg. No: 16352355 Tattoo: 86151 DOB: 9/29/2008 Adj. WW 714

PAPA FORTE 1921. PAPA OPTIMA 9818
WOODHILL FORESIGHT PAPA ENVIOUS BLACKBIRD 8832
 BON VIEW GAMMER 85. BON VIEW BANDO 598
 BON VIEW GAMMER 233
 BON VIEW NEW DESIGN 1407. B/R NEW DESIGN 036
EXAR BLACKBIRD 2874 BON VIEW PRIDE 664
 ROLLIN ROCK BLACKBIRD 8451. R R CHEVIS 3432
 ROLLIN ROCK BLACKBIRD 6638

EPDs current as of 1/22/2010

CED	BW	WW	Milk	YW	SC	\$EN	MARB	REA	Fat
+5	+3.0	+51	+28	+89	+0.96	-6.13	+0.39	+0.18	+0.004
Calving-Ease		\$W (Weaning)	\$F (Feedlot)	\$G (Grid)	\$B (Beef)				
★★		+27.03	+27.78	+25.74	+48.78				

Ranks in the Top 25% for WW EPD, 10% for Milk EPD, 15% for Scrotal EPD, and 25% for \$B.

402 | EXAR RAVEN 9226B

Act. BW 82

Reg. No: +16265257 Tattoo: 9226B DOB: 1/27/2009 Adj. WW 722

B C MARATHON 7022. O C C KIRBY 633K
BC 7022 RAVEN 7965 GIBBET HILL MIGNONNE E37
 O C C BONANZA 880B
 O C C BLACKBIRD 796F. O C C BLACKBIRD 779A
 BR MIDLAND. TWIN VALLEY PRECISION E161
BOYD FOREVER LADY 4004 BR ROYAL LASS 7036-19
 BOYD FOREVER LADY 811. G A R TRAVELER 71
 S V F FOREVER LADY 57D

EPDs current as of 1/22/2010

CED	BW	WW	Milk	YW	SC	\$EN	MARB	REA	Fat
+7	+2.4	+49	+21	+86	-0.18	+1.48	+0.39	+0.26	+0.034
Calving-Ease		\$W (Weaning)	\$F (Feedlot)	\$G (Grid)	\$B (Beef)				
★★★		+26.72	+25.60	+23.00	+46.06				



LOT 402

403 | EXAR RAVEN 9585B

[NHF] Act. BW 72

Reg. No: 16265326 Tattoo: 9585B DOB: 2/1/2009 Adj. WW 708

B C MARATHON 7022. O C C KIRBY 633K
BC 7022 RAVEN 7965 GIBBET HILL MIGNONNE E37
 O C C BONANZA 880B
 O C C BLACKBIRD 796F. O C C BLACKBIRD 779A
 BR MIDLAND. TWIN VALLEY PRECISION E161
EXAR BLACKCLASS 6828 BR ROYAL LASS 7036-19
 G A R 616 RITO 2272. RITO 616 OF 4B20 6807
 G A R NEW DESIGN 4559

EPDs current as of 1/22/2010

CED	BW	WW	Milk	YW	SC	\$EN	MARB	REA	Fat
+8	+1.8	+40	+14	+79	-0.67	+9.58	+0.44	+0.35	+0.005
Calving-Ease		\$W (Weaning)	\$F (Feedlot)	\$G (Grid)	\$B (Beef)				
★★★		+21.40	+22.19	+30.04	+49.49				

Ranks in the Top 20% for Calving-Ease Direct, 15% for \$EN, 20% for REA EPD, 20% for \$G, and 25% for \$B.

404 | EXAR RAVEN 9766

[NHF] Act. BW 70

Reg. No: +16272038 Tattoo: 9766 DOB: 2/6/2009 Adj. WW 610

B C MARATHON 7022. O C C KIRBY 633K
BC 7022 RAVEN 7965 GIBBET HILL MIGNONNE E37
 O C C BONANZA 880B
 O C C BLACKBIRD 796F. O C C BLACKBIRD 779A
 C A FUTURE DIRECTION 5321. G A R PRECISION 1680
EXAR LADY BLANCHE 372 C A MISS POWER FIX 308
 B&C 163 BANDO 854-780 1418. B&C 854 BANDO 598-604-488
 B&C 780 IDEAL 1418-1622

EPDs current as of 1/22/2010

CED	BW	WW	Milk	YW	SC	\$EN	MARB	REA	Fat
+6	+2.2	+46	+21	+77	-0.52	+4.03	+0.41	+0.37	+0.009
Calving-Ease		\$W (Weaning)	\$F (Feedlot)	\$G (Grid)	\$B (Beef)				
★★★		+27.56	+18.07	+28.58	+48.90				

Ranks in the Top 15% for REA EPD, 25% for \$G, and 25% for \$B.

405 | EXAR RAVEN 9295B

Act. BW 60

Reg. No: +16289048 Tattoo: 9295B DOB: 1/26/2009 Adj. WW 741

B C MARATHON 7022. O C C KIRBY 633K
BC 7022 RAVEN 7965 GIBBET HILL MIGNONNE E37
 O C C BONANZA 880B
 O C C BLACKBIRD 796F. O C C BLACKBIRD 779A
 KRUGERRANDS MONEYLINE. KRUGERRAND OF DONAMERE 490
WK WINNIE 7305 ANKONY 5G00 BLACKBIRD GC017
 WK WINNIE 5460. CENTENNIAL HERO 510
 WINNIE 93-820

EPDs current as of 1/22/2010

CED	BW	WW	Milk	YW	SC	\$EN	MARB	REA	Fat
+5	+2.4	+42	+12	+69	+0.20	+14.37	+0.29	+0.40	-0.015
Calving-Ease		\$W (Weaning)	\$F (Feedlot)	\$G (Grid)	\$B (Beef)				
★★★		+23.97	+12.08	+27.03	+45.39				

Ranks in the Top 10% for \$EN and 15% for REA EPD.



406 | EXAR RAVEN 9713B

Reg. No: +16256565 Tattoo: 9713B DOB: 1/9/2009

B C MARATHON 7022..... O C C KIRBY 633K
 BC 7022 RAVEN 7965..... GIBBET HILL MIGNONNE E37
 O C C BLACKBIRD 796F..... O C C BONANZA 880B
 O C C BLACKBIRD 779A

BR MIDLAND..... TWIN VALLEY PRECISION E161
 MONARCH CLOUDY GIRL N012..... BR ROYAL LASS 7036-19
 H A CLOUDY GIRL 0391..... A A R RAINMAKER 7407
 H A CLOUDY GIRL 4044

EPDs current as of 1/22/2010

CED	BW	WW	Milk	YW	SC	\$EN	MARB	REA	Fat
+6	+1.9	+45	+15	+83	-0.27	+7.51	+0.22	+0.32	+0.003
Calving-Ease	\$W (Weaning)	\$F (Feedlot)	\$G (Grid)	\$B (Beef)					
★★★	+23.92	+24.18	+23.68	+33.67					

Ranks in the Top 25% for \$EN and 25% for REA EPD.

407 | EXAR RAVEN 9126

Reg. No: 16374508 Tattoo: 9126 DOB: 2/9/2009

B C MARATHON 7022..... O C C KIRBY 633K
 BC 7022 RAVEN 7965..... GIBBET HILL MIGNONNE E37
 O C C BLACKBIRD 796F..... O C C BONANZA 880B
 O C C BLACKBIRD 779A

SUMMITCREST HI FLYER 3B18..... HOFF HI FLYER S G 7134
 LEACHMAN BURGESS 4018..... SUMMITCREST LASS 229Y
 LEACHMAN BURGESS 2051..... LEACHMAN RISING SUN
 LEACHMAN BURGESS 7009

EPDs current as of 1/22/2010

CED	BW	WW	Milk	YW	SC	\$EN	MARB	REA	Fat
+6	+1.5	+48	+20	+89	-0.05	+1.27	+0.31	+0.21	+0.044
Calving-Ease	\$W (Weaning)	\$F (Feedlot)	\$G (Grid)	\$B (Beef)					
★★★	+26.50	+28.93	+17.12	+43.78					

Check out the outstanding yearling weight of 1,426 lbs. and a Big Ribeye scan of 16.6!

409 | EXAR RAVEN 9221B

Reg. No: +16265252 Tattoo: 9221B DOB: 1/24/2009

B C MARATHON 7022..... O C C KIRBY 633K
 BC 7022 RAVEN 7965..... GIBBET HILL MIGNONNE E37
 O C C BLACKBIRD 796F..... O C C BONANZA 880B
 O C C BLACKBIRD 779A

KG DAKOTA..... C A FUTURE DIRECTION 5321
 EXAR RITA 5486..... NEW TREND 315 K G 3
 M F OSC3 QUEEN B 8EX5..... N BAR EMULATION EXT
 M F QUEEN B OSC3 OF 5H11SC

EPDs current as of 1/22/2010

CED	BW	WW	Milk	YW	SC	\$EN	MARB	REA	Fat
+6	+2.9	+42	+18	+75	-0.58	+7.32	+0.29	+0.44	-0.010
Calving-Ease	\$W (Weaning)	\$F (Feedlot)	\$G (Grid)	\$B (Beef)					
★★	+23.05	+17.65	+26.29	+49.48					

Ranks in the Top 25% for \$EN, 10% for REA EPD, and 25% for \$B.

411 | EXAR RAVEN 9586B

Reg. No: 16265327 Tattoo: 9586B DOB: 2/1/2009

B C MARATHON 7022..... O C C KIRBY 633K
 BC 7022 RAVEN 7965..... GIBBET HILL MIGNONNE E37
 O C C BLACKBIRD 796F..... O C C BONANZA 880B
 O C C BLACKBIRD 779A

BR MIDLAND..... TWIN VALLEY PRECISION E161
 EXAR MISS 60066..... BR ROYAL LASS 7036-19
 F A F MISS 2093..... G A R GRID MAKER
 FINKS MISS 9129 7114 5204

EPDs current as of 1/22/2010

CED	BW	WW	Milk	YW	SC	\$EN	MARB	REA	Fat
+4	+3.4	+59	+20	+88	-0.28	+1.58	+0.52	+0.20	+0.017
Calving-Ease	\$W (Weaning)	\$F (Feedlot)	\$G (Grid)	\$B (Beef)					
★★	+30.49	+23.77	+29.30	+49.13					

Ranks in the Top 4% for WW EPD, 20% for MARB EPD, 10% for \$W, 20% for \$G, and 25% for \$B. Note the outstanding weaning weight of 996 lbs.



EXAR Cloudy Girl 9719

Popular Denver winner and full sister to Lots 262, 263, 264, 406 & 479.

408 | EXAR RAVEN 9439B

Reg. No: 16285114 Tattoo: 9439B DOB: 2/2/2009

B C MARATHON 7022..... O C C KIRBY 633K
 BC 7022 RAVEN 7965..... GIBBET HILL MIGNONNE E37
 O C C BLACKBIRD 796F..... O C C BONANZA 880B
 O C C BLACKBIRD 779A

KG DAKOTA..... C A FUTURE DIRECTION 5321
 EXG TILLIE R647 R3..... NEW TREND 315 K G 3
 WK TILLIE 1094..... BON VIEW NEW DESIGN 1407
 WK TILLIE 9108

EPDs current as of 1/22/2010

CED	BW	WW	Milk	YW	SC	\$EN	MARB	REA	Fat
+12	-0.2	+35	+21	+66	-0.10	+7.32	+0.37	+0.37	+0.007
Calving-Ease	\$W (Weaning)	\$F (Feedlot)	\$G (Grid)	\$B (Beef)					
★★★★	+26.00	+11.82	+28.31	+42.45					

Ranks in the Top 2% for Calving-Ease Direct, 10% for BW EPD, 25% for \$EN, 15% for REA EPD, and 25% for \$G.

410 | EXAR RAVEN 9733B

Reg. No: +16407088 Tattoo: 9733B DOB: 1/15/2009

B C MARATHON 7022..... O C C KIRBY 633K
 BC 7022 RAVEN 7965..... GIBBET HILL MIGNONNE E37
 O C C BLACKBIRD 796F..... O C C BONANZA 880B
 O C C BLACKBIRD 779A

N BAR EMULATION EXT..... EMULATION N BAR 5522
 SITZ JLS IDEAL 533P..... N BAR PRIMROSE 2424
 IDEAL 4465 OF 6807 4286..... D H D TRAVELER 6807
 E E 4286 OF IDEAL 2240 1254

EPDs current as of 1/22/2010

CED	BW	WW	Milk	YW	SC	\$EN	MARB	REA	Fat
+3	+3.0	+45	+18	+80	-0.64	+5.81	+0.24	+0.35	+0.002
Calving-Ease	\$W (Weaning)	\$F (Feedlot)	\$G (Grid)	\$B (Beef)					
★★	+23.47	+21.29	+22.94	+43.09					

Ranks in the Top 20% for REA EPD. Big Ribeye scan of 16.1!



SITZ JLS IDEAL 533P

Dam of Lot 410.



412 | EXAR AC RAVEN A955

Reg. No: 16377347 Tattoo: A955 DOB: 2/8/2009

B C MARATHON 7022.....	O C C KIRBY 633K	Act. BW	92
BC 7022 RAVEN 7965.....	GIBBET HILL MIGNONNE E37	Adj. WW	657
O C C BLACKBIRD 796F.....	O C C BONANZA 880B	Adj. YW	1,255
	O C C BLACKBIRD 779A	Adj. SC	38.1
O S U PROMPT 9195.....	O S U PROMPTER 869A	Adj. IMF	4.31
A CROSS LASS A20.....	N S U CASHA 7136	Adj. REA	15.7
P A F LASS 8532.....	N BAR EMULATION EXT		
	R R 2100 LASS 993H		

EPDs current as of 1/22/2010

CED	BW	WW	Milk	YW	SC	SEN	MARB	REA	Fat
+5	+1.9	+40	+11	+71	-0.24	+14.52	+0.26	+0.19	-0.005
Calving-Ease		\$W (Weaning)		\$F (Feedlot)		\$G (Grid)		\$B (Beef)	
★★		+22.47		+14.63		+23.26		+38.78	

Ranks in the Top 5% for \$EN.

414 | EXAR RAVEN 9284B

Reg. No: +16288108 Tattoo: 9284B DOB: 1/20/2009

B C MARATHON 7022.....	O C C KIRBY 633K	Act. BW	86
BC 7022 RAVEN 7965.....	GIBBET HILL MIGNONNE E37	Adj. WW	556
O C C BLACKBIRD 796F.....	O C C BONANZA 880B	Adj. YW	1,209
	O C C BLACKBIRD 779A	Adj. SC	35.5
EXAR LUTTON 1831.....	NORTHERN IMPROVEMENT 4480 GF	Adj. IMF	4.24
EXAR BLACKBIRD 4448.....	EXAR SARAS DREAM 9809	Adj. REA	16.3
WK BLACKBIRD 7308.....	CONNELLY DATELINE		
	WK BLACKBIRD 5344		

EPDs current as of 1/22/2010

CED	BW	WW	Milk	YW	SC	SEN	MARB	REA	Fat
+4	+2.9	+47	+19	+81	-0.24	+4.62	+0.17	+0.43	-0.013
Calving-Ease		\$W (Weaning)		\$F (Feedlot)		\$G (Grid)		\$B (Beef)	
★★		+25.09		+21.51		+22.40		+41.68	

Ranks in the Top 10% for REA EPD. Big Ribeye scan of 16.3!

416 | EXAR RAVEN 9736B

Reg. No: +16272010 Tattoo: 9736B DOB: 2/1/2009

B C MARATHON 7022.....	O C C KIRBY 633K	Act. BW	80
BC 7022 RAVEN 7965.....	GIBBET HILL MIGNONNE E37	Adj. WW	607
O C C BLACKBIRD 796F.....	O C C BONANZA 880B	Adj. YW	1,137
	O C C BLACKBIRD 779A	Adj. SC	36.9
SUMMITCREST HIGH PRIME 0H29 ..	GARDENS PRIME TIME	Adj. IMF	4.86
EXG FOREVER LADY 3758.....	SUMMITCREST MISSIE 2F55	Adj. REA	16.2
V A R FOREVER LADY 4304.....	G D A R EXECUTIVE 727		
	BLACKCAP LADY 384 G D A R		

EPDs current as of 1/22/2010

CED	BW	WW	Milk	YW	SC	SEN	MARB	REA	Fat
+2	+3.6	+47	+23	+80	-0.11	+1.30	+0.30	+0.56	-0.022
Calving-Ease		\$W (Weaning)		\$F (Feedlot)		\$G (Grid)		\$B (Beef)	
★★		+24.84		+20.55		+30.84		+42.98	

Ranks in the Top 2% for REA EPD and 15% for \$G. Big Ribeye scan of 16.2!

418 | EXAR RAVEN 9570B

Reg. No: 16256512 Tattoo: 9570B DOB: 1/19/2009

B C MARATHON 7022.....	O C C KIRBY 633K	Act. BW	86
BC 7022 RAVEN 7965.....	GIBBET HILL MIGNONNE E37	Adj. WW	878
O C C BLACKBIRD 796F.....	O C C BONANZA 880B	Adj. YW	1,368
	O C C BLACKBIRD 779A	Adj. SC	36.9
BR MIDLAND.....	TWIN VALLEY PRECISION E161	Adj. IMF	5.52
EXAR BLACKBIRD 6364 R3.....	BR ROYAL LASS 7036-19	Adj. REA	16.5
BLACKJACKS BLACKBIRD 404.....	BON VIEW NEW DESIGN 1407		
	BLACKJACKS BLACKBIRD 977		

EPDs current as of 1/22/2010

CED	BW	WW	Milk	YW	SC	SEN	MARB	REA	Fat
+5	+3.0	+47	+19	+83	-0.45	+4.01	+0.57	+0.53	+0.008
Calving-Ease		\$W (Weaning)		\$F (Feedlot)		\$G (Grid)		\$B (Beef)	
★★		+24.27		+23.43		+35.56		+55.30	

Ranks in the Top 15% for MARB EPD, 3% for REA EPD, 5% for \$G, and 15% for \$B. Note the outstanding weaning weight of 878 lbs. and a Big Ribeye scan of 16.5!

413 | EXAR RAVEN 9007B

[AMF-NHF]

Reg. No: 16256413 Tattoo: 9007B DOB: 1/6/2009

B C MARATHON 7022.....	O C C KIRBY 633K	Act. BW	80
BC 7022 RAVEN 7965.....	GIBBET HILL MIGNONNE E37	Adj. WW	661
O C C BLACKBIRD 796F.....	O C C BONANZA 880B	Adj. YW	1,247
	O C C BLACKBIRD 779A	Adj. SC	37.2
WK SPECIAL ADDITION 3576.....	TRIPLE E SPECIAL ADDITION	Adj. IMF	5.01
EXAR UNIQUE PEGGY 5708.....	K C JEWEL 1232 97	Adj. REA	14.1
WK UNIQUE PEGGY 3181.....	BR MIDLAND		
	WK UNIQUE PEGGY 9109		

EPDs current as of 1/22/2010

CED	BW	WW	Milk	YW	SC	SEN	MARB	REA	Fat
+3	+3.8	+40	+13	+70	-0.18	+13.14	+0.39	+0.22	-0.005
Calving-Ease		\$W (Weaning)		\$F (Feedlot)		\$G (Grid)		\$B (Beef)	
★★		+19.51		+13.71		+28.41		+42.93	

Ranks in the Top 10% for \$EN and 25% for \$G.

415 | EXAR RAVEN 9039B

[NHF]

Reg. No: 16271878 Tattoo: 9039B DOB: 2/3/2009

B C MARATHON 7022.....	O C C KIRBY 633K	Act. BW	82
BC 7022 RAVEN 7965.....	GIBBET HILL MIGNONNE E37	Adj. WW	686
O C C BLACKBIRD 796F.....	O C C BONANZA 880B	Adj. YW	1,168
	O C C BLACKBIRD 779A	Adj. SC	35.5
C A FUTURE DIRECTION 5321.....	G A R PRECISION 1680	Adj. IMF	5.12
TF BABE 6194.....	C A MISS POWER FIX 308	Adj. REA	15.6
EXAR BABE 320.....	BON VIEW NEW DESIGN 878		
	B&C 01 BABE UNIVERSE 320		

EPDs current as of 1/22/2010

CED	BW	WW	Milk	YW	SC	SEN	MARB	REA	Fat
+4	+3.0	+42	+23	+67	-0.54	+5.20	+0.47	+0.51	+0.015
Calving-Ease		\$W (Weaning)		\$F (Feedlot)		\$G (Grid)		\$B (Beef)	
★★		+26.46		+10.26		+32.18		+47.78	

Ranks in the Top 25% for MARB EPD, 4% for REA EPD, and 15% for \$G.

417 | EXAR RAVEN 9748B

Reg. No: +16272019 Tattoo: 9748B DOB: 2/4/2009

B C MARATHON 7022.....	O C C KIRBY 633K	Act. BW	86
BC 7022 RAVEN 7965.....	GIBBET HILL MIGNONNE E37	Adj. WW	726
O C C BLACKBIRD 796F.....	O C C BONANZA 880B	Adj. YW	1,297
	O C C BLACKBIRD 779A	Adj. SC	41.0
SUMMITCREST HIGH PRIME 0H29 ..	GARDENS PRIME TIME	Adj. IMF	4.14
EXG FOREVER LADY 3758.....	SUMMITCREST MISSIE 2F55	Adj. REA	16.3
V A R FOREVER LADY 4304.....	G D A R EXECUTIVE 727		
	BLACKCAP LADY 384 G D A R		

EPDs current as of 1/22/2010

CED	BW	WW	Milk	YW	SC	SEN	MARB	REA	Fat
+2	+4.0	+47	+23	+80	+0.55	+1.30	+0.23	+0.56	-0.008
Calving-Ease		\$W (Weaning)		\$F (Feedlot)		\$G (Grid)		\$B (Beef)	
★		+23.96		+20.55		+26.10		+44.45	

Ranks in the Top 2% for REA EPD. Big Ribeye scan of 16.3!



Sire of Lots 412-418.

BC 7022 RAVEN 7965



419 | EXAR RAVEN 9138

Reg. No: 16374514 Tattoo: 9138 DOB: 2/12/2009

B C MARATHON 7022 O C C KIRBY 633K
 BC 7022 RAVEN 7965 GIBBET HILL MIGNONNE E37
 O C C BLACKBIRD 796F O C C BONANZA 880B
 SUMMITCREST HIGH PRIME 0H29 GARDENS PRIME TIME
 WK MINA 3083 SUMMITCREST MISSIE 2F55
 WK MINA 1287 WK GUNSMOKE
 EPDs current as of 1/22/2010

CED	BW	WW	Milk	YW	SC	\$EN	MARB	REA	Fat
-1	+4.5	+54	+24	+91	-0.31	-2.99	+0.24	+0.32	+0.013
Calving-Ease		\$W (Weaning)	\$F (Feedlot)	\$G (Grid)	\$B (Beef)				
★		+24.58	+28.61	+20.33	+46.08				

Ranks in the Top 15% for WW EPD, 25% for YW EPD, and 25% for REA EPD. Check out the outstanding yearling weight of 1,486 lbs. and a Big Ribeye scan of 17!

421 | EXAR RAVEN 9449B

Reg. No: 16285129 Tattoo: 9449B DOB: 2/9/2009

B C MARATHON 7022 O C C KIRBY 633K
 BC 7022 RAVEN 7965 GIBBET HILL MIGNONNE E37
 O C C BLACKBIRD 796F O C C BONANZA 880B
 TRIPLE E SPECIAL ADDITION J R SOMETHING SPECIAL
 WK BLACKBERRY 6113 JAYN BEE LUCY 731B
 WK BLACKBERRY 1860 M W BLACK POWER 388 54X473
 WK BLACKBERRY 7391

EPDs current as of 1/22/2010

CED	BW	WW	Milk	YW	SC	\$EN	MARB	REA	Fat
-1	+4.6	+50	+15	+84	+0.08	+7.20	+0.33	+0.20	+0.022
Calving-Ease		\$W (Weaning)	\$F (Feedlot)	\$G (Grid)	\$B (Beef)				
★		+21.34	+23.27	+22.08	+43.37				

Ranks in the Top 25% for WW EPD and 25% for \$EN.

423 | EXAR MARATHON 9296B

Reg. No: +16291214 Tattoo: 9296B DOB: 1/27/2009

O C C KIRBY 633K O C C EMBLAZON 854E
 B C MARATHON 7022 O C C BLACKBIRD 785H
 GIBBET HILL MIGNONNE E37 PAPA EQUATOR 2928
 GIBBET HILL MIGNONNE TR 29
 N BAR EMULATION EXT EMULATION N BAR 5522
 G A R EXT 7105 N BAR PRIMROSE 2424
 G A R TRAVELER 641 Q A S TRAVELER 23-4
 G A R SCOTCH CAP 150

EPDs current as of 1/22/2010

CED	BW	WW	Milk	YW	SC	\$EN	MARB	REA	Fat
+2	+4.1	+48	+16	+81	-0.16	+10.15	+0.17	+0.10	+0.038
Calving-Ease		\$W (Weaning)	\$F (Feedlot)	\$G (Grid)	\$B (Beef)				
★		+25.20	+21.13	+12.52	+31.71				

Ranks in the Top 15% for \$EN.

425 | EXAR PAYWEIGHT 9077B

Reg. No: 16280826 Tattoo: 9077B DOB: 2/19/2009

BASIN PAYWEIGHT 176R VERMILION PAYWEIGHT J847
 BASIN PAYWEIGHT 5097 BASIN PAMELA L518
 BASIN LASS R358 BASIN MAX 602C
 BASIN LASS 772N
 EXAR 263C BON VIEW NEW DESIGN 1407
 EXAR BLACKCAP 7147 EXAR JUNE C 3577
 EXAR BLACKCAP 2851 ROCKN D AMBUSH 1531
 LEACHMAN BLACKCAP 8261

EPDs current as of 1/22/2010

CED	BW	WW	Milk	YW	SC	\$EN	MARB	REA	Fat
+2	+2.8	+55	+23	+98	+0.04	-4.24	+0.46	+0.16	-0.007
Calving-Ease		\$W (Weaning)	\$F (Feedlot)	\$G (Grid)	\$B (Beef)				
★★		+26.62	+35.26	+29.96	+50.75				

Ranks in the Top 10% for WW EPD, 15% for YW EPD, 25% for MARB EPD, 15% for \$F, 20% for \$G, and 20% for \$B.

420 | EXAR RAVEN 9441B

Reg. No: 16285118 Tattoo: 9441B DOB: 2/3/2009

B C MARATHON 7022 O C C KIRBY 633K
 BC 7022 RAVEN 7965 GIBBET HILL MIGNONNE E37
 O C C BLACKBIRD 796F O C C BONANZA 880B
 O C C BLACKBIRD 779A
 BR MIDLAND TWIN VALLEY PRECISION E161
 EXG CASSIE R9356 R3 BR ROYAL LASS 7036-19
 WK TOPLINE
 WK CASSIE 9356 WK CASSIE 6081

EPDs current as of 1/22/2010

CED	BW	WW	Milk	YW	SC	\$EN	MARB	REA	Fat
+0	+5.1	+45	+17	+83	-0.71	+5.77	+0.25	+0.32	+0.015
Calving-Ease		\$W (Weaning)	\$F (Feedlot)	\$G (Grid)	\$B (Beef)				
★		+17.60	+24.18	+21.85	+41.78				

Ranks in the Top 25% for REA EPD.

422 | EXAR MARATHON 9291B

Reg. No: +16291213 Tattoo: 9291B DOB: 1/25/2009

O C C KIRBY 633K O C C EMBLAZON 854E
 B C MARATHON 7022 O C C BLACKBIRD 785H
 GIBBET HILL MIGNONNE E37 PAPA EQUATOR 2928
 GIBBET HILL MIGNONNE TR 29
 N BAR EMULATION EXT EMULATION N BAR 5522
 G A R EXT 7105 N BAR PRIMROSE 2424
 G A R TRAVELER 641 Q A S TRAVELER 23-4
 G A R SCOTCH CAP 150

EPDs current as of 1/22/2010

CED	BW	WW	Milk	YW	SC	\$EN	MARB	REA	Fat
+2	+4.1	+48	+16	+81	+0.25	+10.15	+0.18	+0.13	+0.022
Calving-Ease		\$W (Weaning)	\$F (Feedlot)	\$G (Grid)	\$B (Beef)				
★		+25.20	+21.13	+14.28	+37.98				

Ranks in the Top 15% for \$EN. Check out the outstanding yearling weight of 1,423 lbs. and a Big Ribeye scan of 16.6!

424 | EXAR EL LOOKOUT 9429B

Reg. No: +16391156 Tattoo: 9429B DOB: 1/24/2009

O C C LEGEND 616L O C C EMBLAZON 854E
 B C LOOKOUT 7024 O C C BLACKBIRD 632J
 GIBBET HILL MIGNONNE E37 PAPA EQUATOR 2928
 GIBBET HILL MIGNONNE TR 29
 EXAR SUDDEN IMPACT 1537 NORTHERN IMPROVEMENT 4480 GF
 O S U BLACKBIRD 3135 B L R BLUSHING PRIDE 9097
 PAF 859D 9440 9505 R R SCOTCHCAP 9440
 O C C BLACKBIRD 859D

EPDs current as of 1/22/2010

CED	BW	WW	Milk	YW	SC	\$EN	MARB	REA	Fat
+6	+2.4	+46	+17	+83	+0.17	+5.77	+0.13	+0.33	+0.009
Calving-Ease		\$W (Weaning)	\$F (Feedlot)	\$G (Grid)	\$B (Beef)				
★★★		+24.24	+23.81	+16.12	+41.81				

Ranks in the Top 20% for REA EPD.

426 | EXAR BIG EYE 9060B

Reg. No: 16276510 Tattoo: 9060B DOB: 2/9/2009

C A FUTURE DIRECTION 5321 G A R PRECISION 1680
 ALC BIG EYE D09N C A MISS POWER FIX 308
 ALC HAZEL L12L S V F BANDOLIER
 ALC HAZEL K14H
 G A R PRIME DESIGN B/R NEW DESIGN 036
 FOX RUN VIXON 6197 G A R PRECISION 1928
 CIRCLE A VIXON 1361 BALDRIDGE JETHRO 75J
 CIRCLE A VIXON 5004

EPDs current as of 1/22/2010

CED	BW	WW	Milk	YW	SC	\$EN	MARB	REA	Fat
+8	+2.4	+45	+26	+87	+0.22	-3.53	+0.53	+0.31	+0.014
Calving-Ease		\$W (Weaning)	\$F (Feedlot)	\$G (Grid)	\$B (Beef)				
★★★		+24.47	+28.10	+30.37	+54.95				

Ranks in the Top 20% for Calving-Ease Direct, 15% for Milk EPD, 20% for MARB EPD, 25% for REA EPD, 20% for \$G, and 15% for \$B.



427 | EXAR SPREAD 9603B

Reg. No: 16271943 Tattoo: 9603B DOB: 2/3/2009

BASIN EXPEDITION 768J	GARDENS EXPEDITION	Act. BW
BASIN SPREAD 304T	BASIN PRIMROSE LADY 5287	82
BASIN LUCY 3829	C A FUTURE DIRECTION 5321	Adj. WW
	BASIN LUCY 178E	837
		Adj. YW
SCHURRTOP MC 2500	SCHURRTOP M C	1,434
EXAR SUSIE 7286	SCHURRTOP R S 1413 2153	Adj. SC
EXAR SUSIE 2635	BON VIEW NEW DESIGN 1407	41.9
	WK SUSIE 0529	Adj. IMF
		4.73
		Adj. REA
		15.4

EPDs current as of 1/22/2010

CED	BW	WW	Milk	YW	SC	\$EN	MARB	REA	Fat
+6	+2.7	+49	+27	+95	+0.66	-7.04	+0.32	+0.23	+0.008
Calving-Ease	\$W (Weaning)	\$F (Feedlot)	\$G (Grid)	\$B (Beef)					
★★	+24.27	+34.57	+23.32	+48.49					

Ranks in the Top 10% for Milk EPD, 20% for YW EPD, and 15% for \$F. Check out the outstanding yearling weight of 1,434 lbs.



LOT 427

428 | EXAR SPREAD 9756B

Reg. No: +16272031 Tattoo: 9756B DOB: 2/8/2009

BASIN EXPEDITION 768J	GARDENS EXPEDITION	Act. BW
BASIN SPREAD 304T	BASIN PRIMROSE LADY 5287	73
BASIN LUCY 3829	C A FUTURE DIRECTION 5321	Adj. WW
	BASIN LUCY 178E	627
		Adj. YW
BR MIDLAND	TWIN VALLEY PRECISION E161	1,205
EXAR MISS TRAVELER 4811	BR ROYAL LASS 7036-19	Adj. SC
BROST MISS TRAVELER 703	N BAR EMULATION EXT	37.1
	G T MISS TRAVELER 177	Adj. IMF
		7.04
		Adj. REA
		15.2

EPDs current as of 1/22/2010

CED	BW	WW	Milk	YW	SC	\$EN	MARB	REA	Fat
+9	-0.1	+42	+14	+81	+0.11	+8.98	+0.47	+0.08	+0.051
Calving-Ease	\$W (Weaning)	\$F (Feedlot)	\$G (Grid)	\$B (Beef)					
★★★	+24.44	+23.37	+22.12	+39.44					

Ranks in the Top 15% for Calving-Ease Direct, 10% for BW EPD, 20% for \$EN, and 25% for MARB EPD. Check out the %IMF of 7.04.



BASIN SPREAD 304T

Sire of Lots 427-445.

429 | EXAR SPREAD 9780B

Reg. No: +16285212 Tattoo: 9780B DOB: 2/16/2009

BASIN EXPEDITION 768J	GARDENS EXPEDITION	Act. BW
BASIN SPREAD 304T	BASIN PRIMROSE LADY 5287	82
BASIN LUCY 3829	C A FUTURE DIRECTION 5321	Adj. WW
	BASIN LUCY 178E	686
		Adj. YW
BR MIDLAND	TWIN VALLEY PRECISION E161	1,289
EXAR MISS TRAVELER 4811	BR ROYAL LASS 7036-19	Adj. SC
BROST MISS TRAVELER 703	N BAR EMULATION EXT	38.3
	G T MISS TRAVELER 177	Adj. IMF
		5.66
		Adj. REA
		14.0

EPDs current as of 1/22/2010

CED	BW	WW	Milk	YW	SC	\$EN	MARB	REA	Fat
+9	+0.3	+43	+15	+84	+0.19	+7.20	+0.49	-0.06	+0.046
Calving-Ease	\$W (Weaning)	\$F (Feedlot)	\$G (Grid)	\$B (Beef)					
★★★★	+24.21	+25.91	+21.06	+38.82					

Ranks in the Top 15% for Calving-Ease Direct, 15% for BW EPD, 25% for \$EN, and 25% for MARB EPD.



EXAR MILL TRAVELER 4811

One of Jarold's all-time favorite Midland daughters! Dam of Lots 20, 21, 72, 293, 428, 429 & 430.

430 | EXAR SPREAD 9765B

Reg. No: +16285200 Tattoo: 9765B DOB: 2/10/2009

BASIN EXPEDITION 768J	GARDENS EXPEDITION	Act. BW
BASIN SPREAD 304T	BASIN PRIMROSE LADY 5287	77
BASIN LUCY 3829	C A FUTURE DIRECTION 5321	Adj. WW
	BASIN LUCY 178E	704
		Adj. YW
BR MIDLAND	TWIN VALLEY PRECISION E161	1,253
EXAR MISS TRAVELER 4811	BR ROYAL LASS 7036-19	Adj. SC
BROST MISS TRAVELER 703	N BAR EMULATION EXT	40.2
	G T MISS TRAVELER 177	Adj. IMF
		5.03
		Adj. REA
		13.6

EPDs current as of 1/22/2010

CED	BW	WW	Milk	YW	SC	\$EN	MARB	REA	Fat
+9	+0.3	+43	+15	+84	+0.44	+7.20	+0.42	-0.07	+0.049
Calving-Ease	\$W (Weaning)	\$F (Feedlot)	\$G (Grid)	\$B (Beef)					
★★★★	+24.21	+25.91	+18.73	+34.73					

Ranks in the Top 15% for Calving-Ease Direct, 15% for BW EPD, and 25% for \$EN.

431 | EXAR AC SPREAD A927

Reg. No: 16377345 Tattoo: A927 DOB: 1/15/2009

BASIN EXPEDITION 768J	GARDENS EXPEDITION	Act. BW
BASIN SPREAD 304T	BASIN PRIMROSE LADY 5287	76
BASIN LUCY 3829	C A FUTURE DIRECTION 5321	Adj. WW
	BASIN LUCY 178E	702
		Adj. YW
EXAR 263C	BON VIEW NEW DESIGN 1407	1,291
A CROSS LADY A707	EXAR JUNE C 3577	Adj. SC
O S U LADY 0162	O S U 6079 REAGAN 8173	39.4
	O S U LADY PAM 8131	Adj. IMF
		4.67
		Adj. REA
		17.0

EPDs current as of 1/22/2010

CED	BW	WW	Milk	YW	SC	\$EN	MARB	REA	Fat
+10	+0.6	+47	+25	+92	+0.45	-4.23	+0.37	+0.32	+0.021
Calving-Ease	\$W (Weaning)	\$F (Feedlot)	\$G (Grid)	\$B (Beef)					
★★★★	+26.87	+32.32	+25.74	+46.64					

Ranks in the Top 10% for Calving-Ease Direct, 20% for BW EPD, 20% for Milk EPD, 25% for YW EPD, 25% for REA EPD, and 25% for \$F. Big Ribeye scan of 17!



BASIN SPREAD 304T

The Calving-Ease Specialist. 30 Sons Sell!

433 | EXAR SPREAD 9638B Act. BW 90
 Reg. No: 16271999 Tattoo: 9638B DOB: 2/13/2009 Adj. WW 853

BASIN EXPEDITION 768J	GARDENS EXPEDITION	Adj. YW
BASIN SPREAD 304T	BASIN PRIMROSE LADY 5287	1,315
BASIN LUCY 3829	C A FUTURE DIRECTION 5321	Adj. SC
	BASIN LUCY 178E	36.7
SITZ NEW DESIGN 349M	BON VIEW NEW DESIGN 1407	Adj. IMF
DIXIE ERICA OF RR 6205	SITZ PRIDE 166K	5.39
DIXIE ERICA OF R R 7446	E&B 1483 SCOTCHMAN 5041	Adj. REA
	DIXIE ERICA OF R R 3408	14.1

EPDs current as of 1/22/2010

CED	BW	WW	Milk	YW	SC	SEN	MARB	REA	Fat
+5	+2.4	+45	+23	+86	+0.07	-0.53	+0.42	+0.07	+0.035
Calving-Ease	\$W (Weaning)	\$F (Feedlot)	\$G (Grid)	\$B (Beef)					
★★	+24.14	+27.12	+22.88	+40.18					

Note the outstanding weaning weight of 853 lbs.

435 | EXAR SPREAD 9572B Act. BW 70
 Reg. No: 16256515 Tattoo: 9572B DOB: 1/20/2009 Adj. WW 795

BASIN EXPEDITION 768J	GARDENS EXPEDITION	Adj. YW
BASIN SPREAD 304T	BASIN PRIMROSE LADY 5287	1,257
BASIN LUCY 3829	C A FUTURE DIRECTION 5321	Adj. SC
	BASIN LUCY 178E	34.5
SYDGEN PLATINUM 4027	SYDGEN STERLING 0298	Adj. IMF
EXAR BLACKCAP 7009	SUMMITCREST ROYAL LADY 0J02	5.22
LEACHMAN BLACKCAP 7070	R R CHEVIS 5414	Adj. REA
	LEACHMAN BLACKCAP 1079	13.9

EPDs current as of 1/22/2010

CED	BW	WW	Milk	YW	SC	SEN	MARB	REA	Fat
+10	+0.3	+42	+22	+79	-0.24	+2.52	+0.38	-0.10	+0.028
Calving-Ease	\$W (Weaning)	\$F (Feedlot)	\$G (Grid)	\$B (Beef)					
★★★★	+26.97	+21.45	+20.55	+33.79					

Ranks in the Top 10% for Calving-Ease Direct, and 15% for BW EPD.

437 | EXAR SPREAD 9604B Act. BW 82
 Reg. No: 16271944 Tattoo: 9604B DOB: 2/3/2009 Adj. WW 806

BASIN EXPEDITION 768J	GARDENS EXPEDITION	Adj. YW
BASIN SPREAD 304T	BASIN PRIMROSE LADY 5287	1,224
BASIN LUCY 3829	C A FUTURE DIRECTION 5321	Adj. SC
	BASIN LUCY 178E	39.9
SCHURRTOP MC 2500	SCHURRTOP M C	Adj. IMF
EXAR BARBARAMERE 7212	SCHURRTOP R S 1413 2153	4.95
EXAR BARBARAMERE 8655	BON VIEW NEW DESIGN 1407	Adj. REA
	R R BARBARAMERE 8655	12.7

EPDs current as of 1/22/2010

CED	BW	WW	Milk	YW	SC	SEN	MARB	REA	Fat
+5	+2.9	+46	+25	+83	+0.42	-1.46	+0.36	-0.02	+0.021
Calving-Ease	\$W (Weaning)	\$F (Feedlot)	\$G (Grid)	\$B (Beef)					
★★	+25.10	+23.81	+22.15	+34.94					

Ranks in the Top 20% for Milk EPD.

432 | EXAR SPREAD 9412B Act. BW 70
 Reg. No: 16265286 Tattoo: 9412B DOB: 1/13/2009 Adj. WW 657

BASIN EXPEDITION 768J	GARDENS EXPEDITION	Adj. YW
BASIN SPREAD 304T	BASIN PRIMROSE LADY 5287	1,307
BASIN LUCY 3829	C A FUTURE DIRECTION 5321	Adj. SC
	BASIN LUCY 178E	38.3
BR MIDLAND	TWIN VALLEY PRECISION E161	Adj. IMF
TF FOREVER LADY 7216	BR ROYAL LASS 7036-19	6.35
DAVIS FOREVER LADY 1122	BON VIEW NEW DESIGN 1407	Adj. REA
	GDAR FOREVER LADY 765	14.9

EPDs current as of 1/22/2010

CED	BW	WW	Milk	YW	SC	SEN	MARB	REA	Fat
+9	+1.4	+49	+21	+91	+0.35	-0.24	+0.56	+0.13	+0.039
Calving-Ease	\$W (Weaning)	\$F (Feedlot)	\$G (Grid)	\$B (Beef)					
★★★★	+26.98	+30.54	+27.66	+44.89					

Ranks in the Top 15% for Calving-Ease Direct, 25% for YW EPD, and 15% for MARB EPD. Check out the %IMF of 6.35.

434 | EXAR SPREAD 9417B Act. BW 64
 Reg. No: 16265295 Tattoo: 9417B DOB: 1/14/2009 Adj. WW 597

BASIN EXPEDITION 768J	GARDENS EXPEDITION	Adj. YW
BASIN SPREAD 304T	BASIN PRIMROSE LADY 5287	1,181
BASIN LUCY 3829	C A FUTURE DIRECTION 5321	Adj. SC
	BASIN LUCY 178E	40.3
EXAR NEW LOOK 2971	BON VIEW NEW DESIGN 1407	Adj. IMF
EXAR ELDINA T211	N BAR PRIMROSE 2424	5.73
J R MISS MIDLAND 3078	BR MIDLAND	Adj. REA
	VERMILION ELDINA 8134	13.5

EPDs current as of 1/22/2010

CED	BW	WW	Milk	YW	SC	SEN	MARB	REA	Fat
+10	-0.4	+48	+20	+86	+0.60	+2.20	+0.52	-0.01	+0.012
Calving-Ease	\$W (Weaning)	\$F (Feedlot)	\$G (Grid)	\$B (Beef)					
★★★★	+29.30	+25.98	+28.72	+41.02					

Ranks in the Top 10% for Calving-Ease Direct, 10% for BW EPD, 20% for MARB EPD, 15% for \$W, and 25% for \$G.

436 | EXAR SPREAD 9421B Act. BW 80
 Reg. No: 16265303 Tattoo: 9421B DOB: 1/17/2009 Adj. WW 665

BASIN EXPEDITION 768J	GARDENS EXPEDITION	Adj. YW
BASIN SPREAD 304T	BASIN PRIMROSE LADY 5287	1,315
BASIN LUCY 3829	C A FUTURE DIRECTION 5321	Adj. SC
	BASIN LUCY 178E	39.4
SCHURRTOP MC 2500	SCHURRTOP M C	Adj. IMF
EXG MOONLIGHT T282 R3	SCHURRTOP R S 1413 2153	4.31
LS MOONLIGHT WK 4126	BR MIDLAND	Adj. REA
	WK MOONLIGHT 8218	14.4

EPDs current as of 1/22/2010

CED	BW	WW	Milk	YW	SC	SEN	MARB	REA	Fat
+4	+4.1	+48	+24	+89	+0.49	-2.37	+0.16	+0.03	+0.024
Calving-Ease	\$W (Weaning)	\$F (Feedlot)	\$G (Grid)	\$B (Beef)					
★	+21.89	+28.93	+14.31	+30.12					

Ranks in the Top 10% for Calving-Ease Direct, and 15% for BW EPD.

438 | EXAR SPREAD 9631B Act. BW 68
 Reg. No: 16271987 Tattoo: 9631B DOB: 2/8/2009 Adj. WW 742

BASIN EXPEDITION 768J	GARDENS EXPEDITION	Adj. YW
BASIN SPREAD 304T	BASIN PRIMROSE LADY 5287	1,187
BASIN LUCY 3829	C A FUTURE DIRECTION 5321	Adj. SC
	BASIN LUCY 178E	37.1
LEACHMAN TAMDHU	GDAR SVF TRAVELER 234D	Adj. IMF
EXAR BLACKBIRD 7011	LEACHMAN ERICA 6267	4.53
LEACHMAN BLACKBIRD 1207	J L B EXACTO 416	Adj. REA
	LEACHMAN BLACKBIRD 4012	12.9

EPDs current as of 1/22/2010

CED	BW	WW	Milk	YW	SC	SEN	MARB	REA	Fat
+11	+0.4	+42	+22	+78	+0.08	+2.82	+0.24	+0.12	+0.026
Calving-Ease	\$W (Weaning)	\$F (Feedlot)	\$G (Grid)	\$B (Beef)					
★★★★	+27.18	+20.49	+18.72	+32.75					

Ranks in the Top 4% for Calving-Ease Direct and 15% for BW EPD.



439 | EXAR SPREAD 9578B

Reg. No: 16256527 Tattoo: 9578B DOB: 1/23/2009

BASIN EXPEDITION 768J	GARDENS EXPEDITION	Act. BW
BASIN SPREAD 304T	BASIN PRIMROSE LADY 5287	78
BASIN LUCY 3829	C A FUTURE DIRECTION 5321	Adj. WW
	BASIN LUCY 178E	765
		Adj. YW
		1,131
BR MIDLAND	TWIN VALLEY PRECISION E161	Adj. SC
		39.1
EXAR RITA 1806	BR ROYAL LASS 7036-19	Adj. IMF
A C F RITA 0231	B/R NEW DESIGN 036	4.59
	ACF RITA 8216	Adj. REA
		14.4

EPDs current as of 1/22/2010

CED	BW	WW	Milk	YW	SC	\$EN	MARB	REA	Fat
+10	+1.0	+43	+21	+78	+0.35	+3.73	+0.38	+0.13	+0.029
Calving-Ease \$W (Weaning) \$F (Feedlot) \$G (Grid) \$B (Beef)									
★★★		+27.08		+20.12		+24.67			+33.67

Ranks in the Top 10% for Calving-Ease Direct and 25% for BW EPD.

440 | EXAR SPREAD 9404B

Reg. No: 16265271 Tattoo: 9404B DOB: 1/8/2009

BASIN EXPEDITION 768J	GARDENS EXPEDITION	Act. BW
BASIN SPREAD 304T	BASIN PRIMROSE LADY 5287	74
BASIN LUCY 3829	C A FUTURE DIRECTION 5321	Adj. WW
	BASIN LUCY 178E	606
		Adj. YW
		1,244
BR MIDLAND	TWIN VALLEY PRECISION E161	Adj. SC
		38.1
EXG JANNET T624 R3	BR ROYAL LASS 7036-19	Adj. IMF
LEACHMAN JANNET 9101	CONNELLY FRONTLINE	4.80
	LEACHMAN JANNET 2087	Adj. REA
		15.6

EPDs current as of 1/22/2010

CED	BW	WW	Milk	YW	SC	\$EN	MARB	REA	Fat
+7	+2.3	+46	+19	+87	+0.33	+2.78	+0.34	+0.16	+0.015
Calving-Ease \$W (Weaning) \$F (Feedlot) \$G (Grid) \$B (Beef)									
★★★		+23.80		+27.72		+24.70			+38.49

441 | EXAR SPREAD 9465B

Reg. No: 16285153 Tattoo: 9465B DOB: 2/14/2009

BASIN EXPEDITION 768J	GARDENS EXPEDITION	Act. BW
BASIN SPREAD 304T	BASIN PRIMROSE LADY 5287	80
BASIN LUCY 3829	C A FUTURE DIRECTION 5321	Adj. WW
	BASIN LUCY 178E	682
		Adj. YW
		1,292
SCHURRTOP MC 2500	SCHURRTOP M C	Adj. SC
		36.3
EXG LADY FORTUNE T071 R3	SCHURRTOP R S 1413 2153	Adj. IMF
EXG LADY FORTUNE R043 R3	BR MIDLAND	3.78
	EXG LADY FORTUNE M452 R3	Adj. REA
		13.9

EPDs current as of 1/22/2010

CED	BW	WW	Milk	YW	SC	\$EN	MARB	REA	Fat
+4	+3.7	+52	+24	+94	+0.11	-3.92	+0.15	-0.03	+0.016
Calving-Ease \$W (Weaning) \$F (Feedlot) \$G (Grid) \$B (Beef)									
★★		+24.04		+32.38		+13.39			+32.66

Ranks in the Top 20% for WW EPD, 20% for YW EPD, and 25% for \$F.

442 | EXAR SPREAD 9407B

Reg. No: 16265276 Tattoo: 9407B DOB: 1/10/2009

BASIN EXPEDITION 768J	GARDENS EXPEDITION	Act. BW
BASIN SPREAD 304T	BASIN PRIMROSE LADY 5287	75
BASIN LUCY 3829	C A FUTURE DIRECTION 5321	Adj. WW
	BASIN LUCY 178E	539
		Adj. YW
		1,229
BR MIDLAND	TWIN VALLEY PRECISION E161	Adj. SC
		38.2
EXG RITA T684 R3	BR ROYAL LASS 7036-19	Adj. IMF
G A R 1407 NEW DESIGN R2	BON VIEW NEW DESIGN 1407	6.65
	G A R FOCUS 2790	Adj. REA
		14.8

EPDs current as of 1/22/2010

CED	BW	WW	Milk	YW	SC	\$EN	MARB	REA	Fat
+8	+2.1	+40	+18	+86	+0.34	+3.97	+0.77	+0.20	+0.021
Calving-Ease \$W (Weaning) \$F (Feedlot) \$G (Grid) \$B (Beef)									
★★★		+19.93		+29.03		+35.94			+50.94

Ranks in the Top 20% for Calving-Ease Direct, 3% for MARB EPD, 4% for \$G, and 20% for \$B. Check out the %IMF of 6.65.

443 | EXAR SPREAD 9410B

Reg. No: +16265282 Tattoo: 9410B DOB: 1/11/2009

BASIN EXPEDITION 768J	GARDENS EXPEDITION	Act. BW
BASIN SPREAD 304T	BASIN PRIMROSE LADY 5287	60
BASIN LUCY 3829	C A FUTURE DIRECTION 5321	Adj. WW
	BASIN LUCY 178E	612
		Adj. YW
		1,150
SCHURRTOP MC 2500	SCHURRTOP M C	Adj. SC
		37.2
EXG TILLIE T006 R3	SCHURRTOP R S 1413 2153	Adj. IMF
EXG TILLIE R9108 R3	BR MIDLAND	4.23
	WK TILLIE 9108	Adj. REA
		13.3

EPDs current as of 1/22/2010

CED	BW	WW	Milk	YW	SC	\$EN	MARB	REA	Fat
+7	+1.8	+50	+24	+91		-2.99	+0.25	+0.10	+0.008
Calving-Ease \$W (Weaning) \$F (Feedlot) \$G (Grid) \$B (Beef)									
★★★		+27.58		+30.15		+20.51			+38.42

Ranks in the Top 25% for WW EPD, and 25% for YW EPD.

444 | EXAR SPREAD 9767B

Reg. No: +16285201 Tattoo: 9767B DOB: 2/12/2009

BASIN EXPEDITION 768J	GARDENS EXPEDITION	Act. BW
BASIN SPREAD 304T	BASIN PRIMROSE LADY 5287	71
BASIN LUCY 3829	C A FUTURE DIRECTION 5321	Adj. WW
	BASIN LUCY 178E	715
		Adj. YW
		1,261
BON VIEW NEW DESIGN 1407	B/R NEW DESIGN 036	Adj. SC
		34.2
G A R 1407 NEW DESIGN 663	BON VIEW PRIDE 664	Adj. IMF
G A R PRECISION 1559	G A R PRECISION 1680	4.74
	G A R EXT 704	Adj. REA
		16.0

EPDs current as of 1/22/2010

CED	BW	WW	Milk	YW	SC	\$EN	MARB	REA	Fat
+11	+0.1	+45	+25	+87	-0.10	-2.68	+0.39	+0.19	+0.016
Calving-Ease \$W (Weaning) \$F (Feedlot) \$G (Grid) \$B (Beef)									
★★★★		+27.46		+28.10		+25.50			+44.56

Ranks in the Top 4% for Calving-Ease Direct, 15% for BW EPD, and 20% for Milk EPD. Big Ribeye scan of 16!

445 | EXAR SPREAD 9577B

Reg. No: 16256525 Tattoo: 9577B DOB: 1/23/2009

BASIN EXPEDITION 768J	GARDENS EXPEDITION	Act. BW
BASIN SPREAD 304T	BASIN PRIMROSE LADY 5287	62
BASIN LUCY 3829	C A FUTURE DIRECTION 5321	Adj. WW
	BASIN LUCY 178E	697
		Adj. YW
		1,046
SITZ FORESIGHT 955P	WOODHILL FORESIGHT	Adj. SC
		37.6
EXAR BLACKCAP 3927	SITZ EVERELDA ENTENSE 1688	Adj. IMF
EXAR BLACKCAP 5607	BR MIDLAND	4.64
	DAY'S BLACKCAP 1407 393	Adj. REA
		11.7

EPDs current as of 1/22/2010

CED	BW	WW	Milk	YW	SC	\$EN	MARB	REA	Fat
+12	-0.6	+45	+20	+79	+0.14	+4.33	+0.36	+0.04	+0.021
Calving-Ease \$W (Weaning) \$F (Feedlot) \$G (Grid) \$B (Beef)									
★★★★		+29.48		+20.33		+24.10			+31.08

Ranks in the Top 2% for Calving-Ease Direct, 10% for BW EPD, and 15% for \$W.





21AR ROUNDUP 7005

Calving-Ease and Growth Sire. Sire of Lots 109, 446, 447, 448, 449 & 450.

446 | EXAR ROUNDUP 9346B

Reg. No: +16319857 Tattoo: 9346B DOB: 2/18/2009

HARB PENDLETON 765 J H	S A V FINAL ANSWER 0035	Act. BW	68
21AR ROUNDUP 7005	H A R B BLACK LADY 375 J H	Adj. WW	642
21AR BLACKBIRD LADY F645	B C C BUSHWACKER 41-93	Adj. YW	1,237
	21AR BLACKBIRD LADY C645	Adj. SC	38.4
BR MIDLAND	TWIN VALLEY PRECISION E161	Adj. IMF	5.67
EXAR MISS BARBARA 5940	BR ROYAL LASS 7036-19	Adj. REA	16.2
SOUTHERN MISS BARBARA 2710	B/R NEW FRONTIER 095		
	SOUTHERN MISS 7524		

EPDs current as of 1/22/2010

CED	BW	WW	Milk	YW	SC	\$EN	MARB	REA	Fat
+8	+2.5	+50	+20	+88	+0.17	+1.58	+0.50	+0.20	+0.031
Calving-Ease	\$W (Weaning)	\$F (Feedlot)	\$G (Grid)	\$B (Beef)					
★★★	+26.17	+27.18	+27.98	+44.31					

Ranks in the Top 20% for Calving-Ease Direct, 25% for WW EPD, 20% for MARB EPD, and 25% for \$G. Big Ribeye scan of 16.2!

447 | EXAR ROUNDUP 9340B

Reg. No: +16291218 Tattoo: 9340B DOB: 2/16/2009

HARB PENDLETON 765 J H	S A V FINAL ANSWER 0035	Act. BW	70
21AR ROUNDUP 7005	H A R B BLACK LADY 375 J H	Adj. WW	678
21AR BLACKBIRD LADY F645	B C C BUSHWACKER 41-93	Adj. YW	1,339
	21AR BLACKBIRD LADY C645	Adj. SC	40.3
BR MIDLAND	TWIN VALLEY PRECISION E161	Adj. IMF	4.87
EXAR MISS BARBARA 5940	BR ROYAL LASS 7036-19	Adj. REA	15.9
SOUTHERN MISS BARBARA 2710	B/R NEW FRONTIER 095		
	SOUTHERN MISS 7524		

EPDs current as of 1/22/2010

CED	BW	WW	Milk	YW	SC	\$EN	MARB	REA	Fat
+8	+2.5	+50	+20	+88	+0.38	+1.58	+0.41	+0.15	+0.032
Calving-Ease	\$W (Weaning)	\$F (Feedlot)	\$G (Grid)	\$B (Beef)					
★★★	+26.17	+27.18	+23.51	+43.27					

Ranks in the Top 20% for Calving-Ease Direct, and 25% for WW EPD.

448 | EXAR ROUNDUP 9348B

Reg. No: +16319861 Tattoo: 9348B DOB: 2/19/2009

HARB PENDLETON 765 J H	S A V FINAL ANSWER 0035	Act. BW	78
21AR ROUNDUP 7005	H A R B BLACK LADY 375 J H	Adj. WW	544
21AR BLACKBIRD LADY F645	B C C BUSHWACKER 41-93	Adj. YW	1,146
	21AR BLACKBIRD LADY C645	Adj. SC	36.4
W C C PRECISION E161 J239	TWIN VALLEY PRECISION E161	Adj. IMF	6.76
WCC FOREVER LADY 641	N BAR PRIMROSE 2424	Adj. REA	15.4
DAVIS FOREVER LADY 2232	BON VIEW NEW DESIGN 1407		
	ALCBALDRIDGE FOREVERLADY808K		

EPDs current as of 1/22/2010

CED	BW	WW	Milk	YW	SC	\$EN	MARB	REA	Fat
+6	+2.4	+53	+23	+92	-0.04	-2.38	+0.47	+0.35	+0.035
Calving-Ease	\$W (Weaning)	\$F (Feedlot)	\$G (Grid)	\$B (Beef)					
★★★	+27.94	+29.99	+28.10	+47.66					

Ranks in the Top 15% for WW EPD, 25% for YW EPD, 25% for MARB EPD, 20% for REA EPD, 25% for \$W, and 25% for \$G. Check out the %IMF of 6.76.

449 | EXAR ROUNDUP 9343B

Reg. No: +16319852 Tattoo: 9343B DOB: 2/17/2009

HARB PENDLETON 765 J H	S A V FINAL ANSWER 0035	Act. BW	80
21AR ROUNDUP 7005	H A R B BLACK LADY 375 J H	Adj. WW	588
21AR BLACKBIRD LADY F645	B C C BUSHWACKER 41-93	Adj. YW	1,286
	21AR BLACKBIRD LADY C645	Adj. SC	37.3
W C C PRECISION E161 J239	TWIN VALLEY PRECISION E161	Adj. IMF	4.31
WCC FOREVER LADY 641	N BAR PRIMROSE 2424	Adj. REA	17.8
DAVIS FOREVER LADY 2232	BON VIEW NEW DESIGN 1407		
	ALCBALDRIDGE FOREVERLADY808K		

EPDs current as of 1/22/2010

CED	BW	WW	Milk	YW	SC	\$EN	MARB	REA	Fat
+6	+2.4	+53	+23	+92	+0.06	-2.38	+0.22	+0.48	+0.032
Calving-Ease	\$W (Weaning)	\$F (Feedlot)	\$G (Grid)	\$B (Beef)					
★★★	+27.94	+29.99	+19.92	+44.13					

Ranks in the Top 15% for WW EPD, 25% for YW EPD, 10% for REA EPD, and 25% for \$W. Big Ribeye scan of 17.8!



450 | EXAR ROUNDUP 9648B

Reg. No: 16288242 Tattoo: 9648B DOB: 2/19/2009

HARB PENDLETON 765 J H S A V FINAL ANSWER 0035
 21AR ROUNDUP 7005 H A R B BLACK LADY 375 J H
 21AR BLACKBIRD LADY F645... B C C BUSHWACKER 41-93
 21AR BLACKBIRD LADY C645

SUMMITCREST SCOTCH CAP 0B45... SCOTCH CAP
EXAR BLACKCAP 5287 SUMMITCREST HEIRESS OT09
 LOUP RIVER BLACKCAP 10L8... N BAR EMULATION EXT
 BLACKCAP B A S 123

EPDs current as of 1/22/2010

CED	BW	WW	Milk	YW	SC	SEN	MARB	REA	Fat
+0	+4.7	+43	+20	+78	-0.14	+4.63	+0.38	+0.17	+0.020
Calving-Ease	\$W (Weaning)	\$F (Feedlot)	\$G (Grid)	\$B (Beef)					
★	+19.44	+20.12	+25.39	+38.32					

Act. BW 90
 Adj. WW 709
 Adj. YW 1,205
 Adj. SC 37.4
 Adj. IMF 4.47
 Adj. REA 13.9

451 | EXAR MONEYMAKER 9222B

Reg. No: +16267861 Tattoo: 9222B DOB: 1/25/2009

BOYD ON TARGET 1083 S A F 598 BANDO 5175
STEVENSON MONEYMAKER R185 BOYD FOREVER LADY 7095
 STEVENSON CLOVA PRIDE L888... VDAR AMBUSH 2478
 STEVENSON CLOVA PRIDE 712H

EXAR NEW LOOK 2971..... BON VIEW NEW DESIGN 1407
EXAR FOREVER LADY 5563 N BAR PRIMROSE 2424
 MAPLE LANE FOREVER LADY 9280... TWIN VALLEY PRECISION E161
 T R A FOREVER LADY 737

EPDs current as of 1/22/2010

CED	BW	WW	Milk	YW	SC	SEN	MARB	REA	Fat
+4	+3.6	+55	+23	+106	+0.51	-6.77	+0.35	+0.30	+0.047
Calving-Ease	\$W (Weaning)	\$F (Feedlot)	\$G (Grid)	\$B (Beef)					
★★	+22.38	+43.57	+22.92	+41.77					

Act. BW 78
 Adj. WW 754
 Adj. YW 1,312
 Adj. SC 38.6
 Adj. IMF 5.20
 Adj. REA 17.6

Ranks in the Top 10% for WW EPD, 4% for YW EPD, 25% for REA EPD, and 3% for \$F. Big Ribeye scan of 17.6!

452 | EXAR MONEYMAKER 9286B

Reg. No: +16291212 Tattoo: 9286B DOB: 1/20/2009

BOYD ON TARGET 1083 S A F 598 BANDO 5175
STEVENSON MONEYMAKER R185 BOYD FOREVER LADY 7095
 STEVENSON CLOVA PRIDE L888... VDAR AMBUSH 2478
 STEVENSON CLOVA PRIDE 712H

EXAR LUTTON 1831 NORTHERN IMPROVEMENT 4480 GF
EXAR BLACKBIRD 5146 EXAR SARAS DREAM 9809
 BLACKBIRD OF RR 1889 LUKENS FUTURE 7320
 BLACKBIRD OF R R 7756

EPDs current as of 1/22/2010

CED	BW	WW	Milk	YW	SC	SEN	MARB	REA	Fat
+4	+3.1	+61	+25	+109	+0.40	-9.57	+0.20	+0.10	+0.045
Calving-Ease	\$W (Weaning)	\$F (Feedlot)	\$G (Grid)	\$B (Beef)					
★★	+27.00	+44.28	+12.77	+37.59					

Act. BW 74
 Adj. WW 681
 Adj. YW 1,315
 Adj. SC 35.5
 Adj. IMF 4.11
 Adj. REA 16.2

Ranks in the Top 2% for WW EPD, 20% for Milk EPD, 2% for YW EPD, and 3% for \$F. Big Ribeye scan of 16.2!

453 | EXAR MONEYMAKER 9711B

Reg. No: +16258253 Tattoo: 9711B DOB: 1/8/2009

BOYD ON TARGET 1083 S A F 598 BANDO 5175
STEVENSON MONEYMAKER R185 BOYD FOREVER LADY 7095
 STEVENSON CLOVA PRIDE L888... VDAR AMBUSH 2478
 STEVENSON CLOVA PRIDE 712H

BON VIEW NEW DESIGN 1407... B/R NEW DESIGN 036
WK FOREVER LADY KEM 1009 BON VIEW PRIDE 664
 LUKENS 6807 KEM 3956..... D H D TRAVELER 6807
 G D A R KEM 956

EPDs current as of 1/22/2010

CED	BW	WW	Milk	YW	SC	SEN	MARB	REA	Fat
+5	+2.8	+50	+26	+95	+0.42	-6.09	+0.23	-0.07	+0.033
Calving-Ease	\$W (Weaning)	\$F (Feedlot)	\$G (Grid)	\$B (Beef)					
★★	+24.61	+34.18	+17.21	+22.22					

Act. BW 74
 Adj. WW 604
 Adj. YW 1,254
 Adj. SC 38.1
 Adj. IMF 4.32
 Adj. REA 15.6

Ranks in the Top 25% for WW EPD, 15% for Milk EPD, 20% for YW EPD, and 20% for \$F.



Total Power Performance. 30 Sons Sell!



454 | EXAR MONEYMAKER 9725B [AMF-NHF]

Act. BW 85
 Reg. No: +16256581 Tattoo: 9725B DOB: 1/13/2009 Adj. WW 686

BOYD ON TARGET 1083 S A F 598 BANDO 5175
 STEVENSON MONEYMAKER R185 BOYD FOREVER LADY 7095
 STEVENSON CLOVA PRIDE L888 VDAR AMBUSH 2478
 B/R NEW DESIGN 036 V D A R NEW TREND 315
 G A R NEW DESIGN 300 B/R BLACKCAP EMPRESS 76
 G A R PRIME TIME 698 GARDENS PRIME TIME
 G A R PRECISION 2606

EPDs current as of 1/22/2010

CED	BW	WW	Milk	YW	SC	SEN	MARB	REA	Fat
+6	+2.8	+50	+29	+95	+0.27	-8.39	+0.41	+0.03	+0.055
Calving-Ease	\$W (Weaning)	\$F (Feedlot)	\$G (Grid)	\$B (Beef)					
★★	+25.56	+34.18	+18.38	+38.87					

Ranks in the Top 25% for WW EPD, 4% for Milk EPD, 20% for YW EPD, and 20% for \$F.

455 | EXAR MONEYMAKER 9724B

Act. BW 79
 Reg. No: +16262811 Tattoo: 9724B DOB: 1/13/2009 Adj. WW 534

BOYD ON TARGET 1083 S A F 598 BANDO 5175
 STEVENSON MONEYMAKER R185 BOYD FOREVER LADY 7095
 STEVENSON CLOVA PRIDE L888 VDAR AMBUSH 2478
 BON VIEW BANDO 1394 BON VIEW BANDO 598
 BON VIEW ERICA 2127 BON VIEW ERIANNA 131
 BON VIEW ERICA 443 N BAR EMULATION EXT
 BON VIEW ERICA 1380

EPDs current as of 1/22/2010

CED	BW	WW	Milk	YW	SC	SEN	MARB	REA	Fat
+4	+1.8	+54	+21	+94	+0.70	+2.60	+0.22	+0.00	+0.029
Calving-Ease	\$W (Weaning)	\$F (Feedlot)	\$G (Grid)	\$B (Beef)					
★★★	+32.58	+31.60	+16.35	+30.00					

Ranks in the Top 15% for WW EPD, 20% for YW EPD, 3% for \$W, and 25% for \$F.

456 | EXAR MONEYMAKER 9300B

Act. BW 58
 Reg. No: +16280881 Tattoo: 9300B DOB: 1/28/2009 Adj. WW 494

BOYD ON TARGET 1083 S A F 598 BANDO 5175
 STEVENSON MONEYMAKER R185 BOYD FOREVER LADY 7095
 STEVENSON CLOVA PRIDE L888 VDAR AMBUSH 2478
 BR MIDLAND TWIN VALLEY PRECISION E161
 STEVENSON HEATHER ZELDA 2424 BR ROYAL LASS 7036-19
 STEVENSON HEATHER ZELDA 45M1 ROCKN D AMBUSH 1531
 W J S HEATHER ZELDA 925Y

EPDs current as of 1/22/2010

CED	BW	WW	Milk	YW	SC	SEN	MARB	REA	Fat
+7	+1.6	+52	+15	+93	+0.28	+4.52	+0.56	-0.01	+0.029
Calving-Ease	\$W (Weaning)	\$F (Feedlot)	\$G (Grid)	\$B (Beef)					
★★★	+26.49	+31.38	+29.49	+34.87					

Ranks in the Top 20% for WW EPD, 20% for YW EPD, 15% for MARB EPD, 25% for \$F, and 20% for \$G. Check out the %IMF of 6.17.

457 | EXAR EL LUTTON 9433B

Act. BW 92
 Reg. No: +16385777 Tattoo: 9433B DOB: 2/1/2009 Adj. WW 622

NORTHERN IMPROVEMENT 4480 GF .. TC STOCKMAN 365
 EXAR LUTTON 1831 BLACKCAP OF R R 5367
 EXAR SARAS DREAM 9809 A&B YUKON 7150
 EXAR SUDDEN IMPACT 1537 SARAS DREAM
 P A F 1001 S I 315 NORTHERN IMPROVEMENT 4480 GF
 EXAR ARKDALE PRIDE 1001 B L R BLUSHING PRIDE 9097
 WK ARKDALE PRIDE 9353 BON VIEW NEW DESIGN 1407
 WK ARKDALE PRIDE 9353

EPDs current as of 1/22/2010

CED	BW	WW	Milk	YW	SC	SEN	MARB	REA	Fat
+6	+2.9	+61	+32	+108	-0.08	-15.95	+0.44	-0.02	-0.021
Calving-Ease	\$W (Weaning)	\$F (Feedlot)	\$G (Grid)	\$B (Beef)					
★★	+28.56	+43.22	+26.70	+56.74					

Ranks in the Top 2% for WW EPD, 1% for Milk EPD, 3% for YW EPD, 20% for \$W, 4% for \$F, and 10% for \$B.

458 | EXAR LUTTON 9344B

Act. BW 82
 Reg. No: +16319854 Tattoo: 9344B DOB: 2/17/2009 Adj. WW 653

NORTHERN IMPROVEMENT 4480 GF .. TC STOCKMAN 365
 EXAR LUTTON 1831 BLACKCAP OF R R 5367
 EXAR SARAS DREAM 9809 A&B YUKON 7150
 TWIN VALLEY PRECISION E161 SARAS DREAM
 BEAR MTN PRIDE 4157 G A R PRECISION 1680
 RIVERBEND PRIDE 0141 W C C BLACKCAP C9
 PLEASANT PILL OF CONANGA

EPDs current as of 1/22/2010

CED	BW	WW	Milk	YW	SC	SEN	MARB	REA	Fat
+7	+2.7	+53	+28	+97	+0.20	-8.61	+0.33	+0.03	-0.032
Calving-Ease	\$W (Weaning)	\$F (Feedlot)	\$G (Grid)	\$B (Beef)					
★★	+26.58	+35.03	+24.27	+53.47					

Ranks in the Top 15% for WW EPD, 10% for Milk EPD, 15% for YW EPD, 15% for \$F, and 15% for \$B.

459 | EXAR LUTTON 9338B

Act. BW 68
 Reg. No: +16280906 Tattoo: 9338B DOB: 2/15/2009 Adj. WW 655

NORTHERN IMPROVEMENT 4480 GF .. TC STOCKMAN 365
 EXAR LUTTON 1831 BLACKCAP OF R R 5367
 EXAR SARAS DREAM 9809 A&B YUKON 7150
 TWIN VALLEY PRECISION E161 SARAS DREAM
 BEAR MTN PRIDE 4157 G A R PRECISION 1680
 RIVERBEND PRIDE 0141 W C C BLACKCAP C9
 PLEASANT PILL OF CONANGA

EPDs current as of 1/22/2010

CED	BW	WW	Milk	YW	SC	SEN	MARB	REA	Fat
+7	+2.7	+53	+28	+97	+0.32	-8.61	+0.31	+0.09	-0.023
Calving-Ease	\$W (Weaning)	\$F (Feedlot)	\$G (Grid)	\$B (Beef)					
★★	+26.58	+35.03	+23.60	+52.01					

Ranks in the Top 15% for WW EPD, 10% for Milk EPD, 15% for YW EPD, 15% for \$F, and 20% for \$B.

460 | EXAR SPARTAN 9752B

Act. BW 70
 Reg. No: +16272025 Tattoo: 9752B DOB: 2/6/2009 Adj. WW 649

EXAR LUTTON 1831 NORTHERN IMPROVEMENT 4480 GF
 EXAR SPARTAN 6225 EXAR SARAS DREAM 9809
 WK WINNIE 7305 KRUGERRANDS MONEYLINE
 BR MIDLAND WK WINNIE 5460
 EXAR QUEEN 3047 TWIN VALLEY PRECISION E161
 A&B QUEEN 4173 BR ROYAL LASS 7036-19
 C H STACKER 7040
 A&B MAXIMA QUEEN 2007

EPDs current as of 1/22/2010

CED	BW	WW	Milk	YW	SC	SEN	MARB	REA	Fat
+7	+2.7	+55	+16	+93	+0.38	+3.57	+0.32	-0.02	+0.000
Calving-Ease	\$W (Weaning)	\$F (Feedlot)	\$G (Grid)	\$B (Beef)					
★★	+26.55	+30.21	+23.25	+37.55					

Ranks in the Top 10% for WW EPD and 20% for YW EPD.

461 | EXAR SPARTAN 9034B

Act. BW 76
 Reg. No: 16265213 Tattoo: 9034B DOB: 2/2/2009 Adj. WW 744

EXAR LUTTON 1831 NORTHERN IMPROVEMENT 4480 GF
 EXAR SPARTAN 6225 EXAR SARAS DREAM 9809
 WK WINNIE 7305 KRUGERRANDS MONEYLINE
 EXG CREEK M423 R3 WK WINNIE 5460
 ESCO SASQUA 59T BON VIEW NEW DESIGN 1407
 ROLLIN ROCK SASQUA 2759 R3 LADY YUKON 9522
 VERMILION DATELINE 7078
 M A R S H V SASQUA 4239

EPDs current as of 1/22/2010

CED	BW	WW	Milk	YW	SC	SEN	MARB	REA	Fat
+6	+2.7	+50	+23	+85	+0.02	-0.22	+0.33	+0.30	-0.002
Calving-Ease	\$W (Weaning)	\$F (Feedlot)	\$G (Grid)	\$B (Beef)					
★★	+27.36	+24.24	+26.65	+44.95					

Ranks in the Top 25% for WW EPD, 25% for REA EPD. Big Ribeye scan of 17.2!



16 Sons of this Popular Sire Sell!

462 | EXAR SPARTAN 9721B

Reg. No: +16256576 Tattoo: 9721B DOB: 1/12/2009

EXAR LUTTON 1831	NORTHERN IMPROVEMENT 4480 GF	Act. BW
EXAR SPARTAN 6225	EXAR SARAS DREAM 9809	79
WK WINNIE 7305	KRUGERRANDS MONEYLINE	Adj. WW
	WK WINNIE 5460	613
		Adj. YW
BON VIEW NEW DESIGN 1407	B/R NEW DESIGN 036	1,205
WK FOREVER LADY KEM 1009	BON VIEW PRIDE 664	Adj. SC
LUKENS 6807 KEM 3956	D H D TRAVELER 6807	33.2
	G D A R KEM 956	Adj. IMF
		4.62
		Adj. REA
		13.4

EPDs current as of 1/22/2010

CED	BW	WW	Milk	YW	SC	\$EN	MARB	REA	Fat
+7	+2.6	+47	+26	+84	-0.45	-2.70	+0.28	-0.24	-0.025
Calving-Ease	\$W (Weaning)	\$F (Feedlot)	\$G (Grid)	\$B (Beef)					
★★	+26.31	+24.40	+22.47	+31.43					

Ranks in the Top 15% for Milk EPD.

463 | EXAR SPARTAN 9712B

Reg. No: +16256563 Tattoo: 9712B DOB: 1/8/2009

EXAR LUTTON 1831	NORTHERN IMPROVEMENT 4480 GF	Act. BW
EXAR SPARTAN 6225	EXAR SARAS DREAM 9809	83
WK WINNIE 7305	KRUGERRANDS MONEYLINE	Adj. WW
	WK WINNIE 5460	591
		Adj. YW
BON VIEW NEW DESIGN 1407	B/R NEW DESIGN 036	1,156
WK FOREVER LADY KEM 1009	BON VIEW PRIDE 664	Adj. SC
LUKENS 6807 KEM 3956	D H D TRAVELER 6807	37.1
	G D A R KEM 956	Adj. IMF
		4.62
		Adj. REA
		12.1

EPDs current as of 1/22/2010

CED	BW	WW	Milk	YW	SC	\$EN	MARB	REA	Fat
+7	+2.6	+47	+26	+84	+0.08	-2.70	+0.28	-0.32	-0.018
Calving-Ease	\$W (Weaning)	\$F (Feedlot)	\$G (Grid)	\$B (Beef)					
★★	+26.31	+24.40	+21.10	+27.96					

Ranks in the Top 15% for Milk EPD.

465 | EXAR SPARTAN 9573B

Reg. No: 16256517 Tattoo: 9573B DOB: 1/20/2009

EXAR LUTTON 1831	NORTHERN IMPROVEMENT 4480 GF	Act. BW
EXAR SPARTAN 6225	EXAR SARAS DREAM 9809	88
WK WINNIE 7305	KRUGERRANDS MONEYLINE	Adj. WW
	WK WINNIE 5460	839
		Adj. YW
B C MARATHON 7022	O C C KIRBY 633K	1,369
HCC 7022 BLACKBIRD 727	GIBBET HILL MIGNONNE E37	Adj. SC
HCC CT BLACKBIRD 3007	CALIFORNIA TRAVELER	39.5
	H C C BLACKBIRD 1016	Adj. IMF
		3.52
		Adj. REA
		14.6

EPDs current as of 1/22/2010

CED	BW	WW	Milk	YW	SC	\$EN	MARB	REA	Fat
+1	+5.0	+54	+21	+90	+0.28	+0.06	+0.16	+0.06	-0.011
Calving-Ease	\$W (Weaning)	\$F (Feedlot)	\$G (Grid)	\$B (Beef)					
★	+23.11	+27.62	+16.71	+41.16					

Ranks in the Top 15% for WW EPD.

464 | EXAR SPARTAN 9650B

Reg. No: 16285175 Tattoo: 9650B DOB: 2/19/2009

EXAR LUTTON 1831	NORTHERN IMPROVEMENT 4480 GF	Act. BW
EXAR SPARTAN 6225	EXAR SARAS DREAM 9809	90
WK WINNIE 7305	KRUGERRANDS MONEYLINE	Adj. WW
	WK WINNIE 5460	968
		Adj. YW
LEMMON TRAILBLAZER L111	B/R NEW DESIGN 036	1,453
EXAR ENVIOUS BLACKBIRD 7757	WHITE FENCE PRIDE H1	Adj. SC
RR ENVIOUS BLACKBIRD 3314	HERO 6267 OF R R 2418	38.4
	R R ENVIOUS BLACKBIRD 1419	Adj. IMF
		5.32
		Adj. REA
		15.7

EPDs current as of 1/22/2010

CED	BW	WW	Milk	YW	SC	\$EN	MARB	REA	Fat
+2	+4.3	+62	+27	+95	+0.15	-7.04	+0.37	+0.17	-0.013
Calving-Ease	\$W (Weaning)	\$F (Feedlot)	\$G (Grid)	\$B (Beef)					
★	+29.77	+29.50	+25.83	+52.64					

Ranks in the Top 2% for WW EPD, 10% for Milk EPD, 20% for YW EPD, 15% for \$W, and 20% for \$B. Note the outstanding weaning weight of 968 lbs. and yearling weight of 1,453 lbs.

466 | EXAR SPARTAN 9580B

Reg. No: 16256531 Tattoo: 9580B DOB: 1/24/2009

EXAR LUTTON 1831	NORTHERN IMPROVEMENT 4480 GF	Act. BW
EXAR SPARTAN 6225	EXAR SARAS DREAM 9809	78
WK WINNIE 7305	KRUGERRANDS MONEYLINE	Adj. WW
	WK WINNIE 5460	843
		Adj. YW
EXAR NOMINAL 3550	BR MIDLAND	1,272
ROLLIN ROCK BLACKBIRD 6360	R3 LASS L1	Adj. SC
ROLLIN ROCK BLACKBIRD 0777	R R SCOTCHCAP 9440	37.1
	ROLLIN ROCK BLACKBIRD 0535	Adj. IMF
		4.63
		Adj. REA
		13.8

EPDs current as of 1/22/2010

CED	BW	WW	Milk	YW	SC	\$EN	MARB	REA	Fat
+6	+3.2	+52	+19	+86	+0.05	+3.09	+0.20	-0.14	-0.021
Calving-Ease	\$W (Weaning)	\$F (Feedlot)	\$G (Grid)	\$B (Beef)					
★★	+26.44	+24.46	+17.77	+37.78					

Ranks in the Top 20% for WW EPD. Note the outstanding weaning weight of 843 lbs.



467 | EXAR RITO 9703B

Reg. No: +16256552 Tattoo: 9703B DOB: 1/2/2009

RITO 112 OF 2536 RITO 616	RITO 616 OF 4B20 6807
EXAR RITO 5118 OF RITO 112	G A R PRECISION 2536
G A R NEW DESIGN 1200	B/R NEW DESIGN 036
		G A R PRECISION 2536
B/R NEW DESIGN 036	V D A R NEW TREND 315
G A R NEW DESIGN 930	B/R BLACKCAP EMPRESS 76
G A R PRECISION 2536	G A R PRECISION 1680
		G A R EXT 2104

EPDs current as of 1/22/2010

CED	BW	WW	Milk	YW	SC	SEN	MARB	REA	Fat
+7	+2.3	+48	+24	+85	+0.19	-1.32	+0.33	+0.20	-0.019
Calving-Ease		\$W (Weaning)	\$F (Feedlot)	\$G (Grid)	\$B (Beef)				
★★★		+26.81	+25.00	+27.26	+44.79				

Big Ribeye scan of 16.1!

469 | EXAR RITO 9749B

Reg. No: +16272020 Tattoo: 9749B DOB: 2/6/2009

RITO 112 OF 2536 RITO 616	RITO 616 OF 4B20 6807
EXAR RITO 5118 OF RITO 112	G A R PRECISION 2536
G A R NEW DESIGN 1200	B/R NEW DESIGN 036
		G A R PRECISION 2536
BR MIDLAND	TWIN VALLEY PRECISION E161
V A R RITA 6100	BR ROYAL LASS 7036-19
G A R NEW DESIGN 1440	B/R NEW DESIGN 036
		G A R EXT 614

EPDs current as of 1/22/2010

CED	BW	WW	Milk	YW	SC	SEN	MARB	REA	Fat
+7	+2.7	+46	+20	+85	+0.02	+2.50	+0.38	+0.14	-0.022
Calving-Ease		\$W (Weaning)	\$F (Feedlot)	\$G (Grid)	\$B (Beef)				
★★		+23.84	+25.76	+28.12	+48.45				

Ranks in the Top 25% for \$G. Big Ribeye scan of 16.0!



472 | EXAR ALL AROUND 9336B

Reg. No: +16292732 Tattoo: 9336B DOB: 2/15/2009

CONNELY WHITMAN	BON VIEW NEW DESIGN 208
CONNELY ALL AROUND	ELLA TINA OF CONANGA 989
ENTRUST OF CONANGA 894	C R A BEXTOR 872 5205 608
		ENDALLA OF CONANGA 4860
BR MIDLAND	TWIN VALLEY PRECISION E161
EXAR MISS TRAVELER 4189	BR ROYAL LASS 7036-19
EXAR MISS TRAVELER 236	BON VIEW NEW DESIGN 1407
		BROST MISS TRAVELER 703

EPDs current as of 1/22/2010

CED	BW	WW	Milk	YW	SC	SEN	MARB	REA	Fat
+5	+2.2	+51	+17	+93	+0.29	+2.69	+0.66	+0.04	+0.038
Calving-Ease		\$W (Weaning)	\$F (Feedlot)	\$G (Grid)	\$B (Beef)				
★★★		+25.11	+31.77	+30.48	+41.27				

Ranks in the Top 25% for WW EPD, 20% for YW EPD, 10% for MARB EPD, 25% for \$F, and 20% for \$G.

468 | EXAR RITO 9702B

Reg. No: +16256550 Tattoo: 9702B DOB: 1/2/2009

RITO 112 OF 2536 RITO 616	RITO 616 OF 4B20 6807
EXAR RITO 5118 OF RITO 112	G A R PRECISION 2536
G A R NEW DESIGN 1200	B/R NEW DESIGN 036
		G A R PRECISION 2536
B/R NEW DESIGN 036	V D A R NEW TREND 315
G A R NEW DESIGN 930	B/R BLACKCAP EMPRESS 76
G A R PRECISION 2536	G A R PRECISION 1680
		G A R EXT 2104

EPDs current as of 1/22/2010

CED	BW	WW	Milk	YW	SC	SEN	MARB	REA	Fat
+7	+2.3	+48	+24	+85	-0.22	-1.32	+0.38	+0.36	-0.031
Calving-Ease		\$W (Weaning)	\$F (Feedlot)	\$G (Grid)	\$B (Beef)				
★★★		+26.81	+25.00	+32.84	+43.97				

Ranks in the Top 20% for REA EPD and 10% for \$G. Big Ribeye scan of 17.3!

470 | MONARCH ALL AROUND W084 [AMF]

Reg. No: +16308787 Tattoo: W084 DOB: 1/22/2009

CONNELY WHITMAN	BON VIEW NEW DESIGN 208
CONNELY ALL AROUND	ELLA TINA OF CONANGA 989
ENTRUST OF CONANGA 894	C R A BEXTOR 872 5205 608
		ENDALLA OF CONANGA 4860
BON VIEW NEW DESIGN 1407	B/R NEW DESIGN 036
EXAR WENDY 1385	BR VIEW PRIDE 664
EXAR WENDY 3131	BR MIDLAND
		BROKEN ARROW WENDY 040

EPDs current as of 1/22/2010

CED	BW	WW	Milk	YW	SC	SEN	MARB	REA	Fat
+6	+1.7	+52	+25	+101	+0.48	-7.04	+0.65	+0.12	+0.010
Calving-Ease		\$W (Weaning)	\$F (Feedlot)	\$G (Grid)	\$B (Beef)				
★★★		+26.24	+39.55	+31.58	+57.88				

Ranks in the Top 20% for WW EPD, 20% for Milk EPD, 10% for YW EPD, 10% for MARB EPD, 10% for \$F, 15% for \$G, and 10% for \$B.

471 | EXAR ALL AROUND 9349B

Reg. No: +16320767 Tattoo: 9349B DOB: 2/19/2009

CONNELY WHITMAN	BON VIEW NEW DESIGN 208
CONNELY ALL AROUND	ELLA TINA OF CONANGA 989
ENTRUST OF CONANGA 894	C R A BEXTOR 872 5205 608
		ENDALLA OF CONANGA 4860
BR MIDLAND	TWIN VALLEY PRECISION E161
A & B BLACKBIRD 4187	BR ROYAL LASS 7036-19
A & B BLACKBIRD 1063	SITZ ALLIANCE 6595
		A&B BLACKBIRD 7059

EPDs current as of 1/22/2010

CED	BW	WW	Milk	YW	SC	SEN	MARB	REA	Fat
+2	+3.6	+56	+26	+96	+1.01	-6.41	+0.64	+0.00	+0.029
Calving-Ease		\$W (Weaning)	\$F (Feedlot)	\$G (Grid)	\$B (Beef)				
★★		+26.76	+32.84	+28.18	+49.23				

Ranks in the Top 10% for WW EPD, 15% for Milk EPD, 15% for YW EPD, 15% for Scrotal EPD, 10% for MARB EPD, 20% for \$F, 25% for \$G, and 25% for \$B. Check out the %IMF of 6.27.

473 | EXAR ALL AROUND 9339B

Reg. No: +16338523 Tattoo: 9339B DOB: 2/16/2009

CONNELY WHITMAN	BON VIEW NEW DESIGN 208
CONNELY ALL AROUND	ELLA TINA OF CONANGA 989
ENTRUST OF CONANGA 894	C R A BEXTOR 872 5205 608
		ENDALLA OF CONANGA 4860
BR MIDLAND	TWIN VALLEY PRECISION E161
EXAR MISS TRAVELER 4189	BR ROYAL LASS 7036-19
EXAR MISS TRAVELER 236	BON VIEW NEW DESIGN 1407
		BROST MISS TRAVELER 703

EPDs current as of 1/22/2010

CED	BW	WW	Milk	YW	SC	SEN	MARB	REA	Fat
+5	+2.2	+51	+17	+93	+0.29	+2.69	+0.71	+0.00	+0.025
Calving-Ease		\$W (Weaning)	\$F (Feedlot)	\$G (Grid)	\$B (Beef)				
★★★		+25.11	+31.77	+33.29	+40.97				

Ranks in the Top 25% for WW EPD, 20% for YW EPD, 5% for MARB EPD, 25% for \$F, and 10% for \$G. Check out the %IMF of 6.52.



474 | EXAR AC TRAVELER A903

Reg. No: 16378970 Tattoo: A903 DOB: 1/1/2009

SITZ TRAVELER 8180 G D A R TRAVELER 71
 S A V 8180 TRAVELER 004 SITZ EVERELDA ENTENSE 1137
 BOYD FOREVER LADY 8003 A A R NEW TREND
 B/R NEW DESIGN 1407 ... S V F FOREVER LADY 57D
 RIVERBEND BLACKBIRD 4131 B/R NEW DESIGN 036
 DAVIS YR BLACKBIRD 558H BON VIEW PRIDE 664
 G A R PRECISION 1680
 G A R TRAVELER 760

EPDs current as of 1/22/2010

CED	BW	WW	Milk	YW	SC	SEN	MARB	REA	Fat
+6	+2.5	+50	+28	+90	+0.53	-4.81	+0.49	+0.12	+0.053
Calving-Ease		\$W (Weaning)	\$F (Feedlot)	\$G (Grid)	\$B (Beef)				
★★		+28.70	+29.16	+21.54	+44.65				

Ranks in the Top 25% for WW EPD, 10% for Milk EPD, 25% for MARB EPD, and 20% for \$W.

476 | EXAR RAVEN 9225B

Reg. No: +16265256 Tattoo: 9225B DOB: 1/26/2009

B C MARATHON 7022 O C C KIRBY 633K
 BC 7022 RAVEN 7965 GIBBET HILL MIGNONNE E37
 O C C BLACKBIRD 796F O C C BONANZA 880B
 BR MIDLAND TWIN VALLEY PRECISION E161
 BOYD FOREVER LADY 4004 BR ROYAL LASS 7036-19
 BOYD FOREVER LADY 811 G D A R TRAVELER 71
 S V F FOREVER LADY 57D

EPDs current as of 1/22/2010

CED	BW	WW	Milk	YW	SC	SEN	MARB	REA	Fat
+7	+2.4	+49	+21	+86	-0.33	+1.48	+0.48	+0.29	+0.042
Calving-Ease		\$W (Weaning)	\$F (Feedlot)	\$G (Grid)	\$B (Beef)				
★★★		+26.72	+25.60	+26.43	+45.78				

Ranks in the Top 25% for MARB EPD.

477 | EXAR RAVEN 9730

Reg. No: +16256587 Tattoo: 9730 DOB: 1/16/2009

B C MARATHON 7022 O C C KIRBY 633K
 BC 7022 RAVEN 7965 GIBBET HILL MIGNONNE E37
 O C C BLACKBIRD 796F O C C BONANZA 880B
 BON VIEW NEW DESIGN 1407 ... O C C BLACKBIRD 779A
 EXAR RITA 2845 B/R NEW DESIGN 036
 SOUTHERN TRAVELER 747 3476 BON VIEW PRIDE 664
 BR MIDLAND
 G A R 6807 TRAVELER 747

EPDs current as of 1/22/2010

CED	BW	WW	Milk	YW	SC	SEN	MARB	REA	Fat
+7	+2.3	+47	+23	+84	-0.60	+0.09	+0.52	+0.23	+0.017
Calving-Ease		\$W (Weaning)	\$F (Feedlot)	\$G (Grid)	\$B (Beef)				
★★		+26.39	+24.40	+30.41	+47.02				

Ranks in the Top 20% for MARB EPD and 20% for \$G.

479 | EXAR RAVEN 9706B

Reg. No: +16256556 Tattoo: 9706B DOB: 1/6/2009

B C MARATHON 7022 O C C KIRBY 633K
 BC 7022 RAVEN 7965 GIBBET HILL MIGNONNE E37
 O C C BLACKBIRD 796F O C C BONANZA 880B
 BR MIDLAND TWIN VALLEY PRECISION E161
 MONARCH CLOUDY GIRL N012 BR ROYAL LASS 7036-19
 H A CLOUDY GIRL 0391 A A R RAINMAKER 7407
 H A CLOUDY GIRL 4044

EPDs current as of 1/22/2010

CED	BW	WW	Milk	YW	SC	SEN	MARB	REA	Fat
+6	+1.9	+45	+15	+83	-0.01	+7.51	+0.27	+0.56	+0.028
Calving-Ease		\$W (Weaning)	\$F (Feedlot)	\$G (Grid)	\$B (Beef)				
★★★		+23.92	+24.18	+24.77	+41.33				

Ranks in the Top 25% for \$EN and 2% for REA EPD. Big Ribeye scan of 17.7!

475 | EXAR AC TRAVELER A910

Reg. No: 16378971 Tattoo: A910 DOB: 1/4/2009

SITZ TRAVELER 8180 G D A R TRAVELER 71
 S A V 8180 TRAVELER 004 SITZ EVERELDA ENTENSE 1137
 BOYD FOREVER LADY 8003 A A R NEW TREND
 B/R NEW DESIGN 1407 ... S V F FOREVER LADY 57D
 RIVERBEND BLACKBIRD 4131 B/R NEW DESIGN 036
 DAVIS YR BLACKBIRD 558H BON VIEW PRIDE 664
 G A R PRECISION 1680
 G A R TRAVELER 760

EPDs current as of 1/22/2010

CED	BW	WW	Milk	YW	SC	SEN	MARB	REA	Fat
+6	+2.5	+50	+28	+90	+0.54	-4.81	+0.49	+0.10	+0.059
Calving-Ease		\$W (Weaning)	\$F (Feedlot)	\$G (Grid)	\$B (Beef)				
★★		+28.70	+29.16	+19.45	+44.85				

Ranks in the Top 25% for WW EPD, 10% for Milk EPD, 25% for MARB EPD, and 20% for \$W.



Dam of Lots 402, 476, 527 & 528.

478 | EXAR RAVEN 9317

Reg. No: +16280888 Tattoo: 9317 DOB: 2/3/2009

B C MARATHON 7022 O C C KIRBY 633K
 BC 7022 RAVEN 7965 GIBBET HILL MIGNONNE E37
 O C C BLACKBIRD 796F O C C BONANZA 880B
 RITO 112 OF 2536 RITO 616 O C C BLACKBIRD 779A
 SOUTHERN EVERGREEN 3123 RITO 616 OF 4B20 6807
 TWIN VALLEY EVERGREEN 6569 G A R PRECISION 2536
 SITZ TRAVELER 8180
 TWIN VALLEY EVERGREEN 1135

EPDs current as of 1/22/2010

CED	BW	WW	Milk	YW	SC	SEN	MARB	REA	Fat
+6	+2.0	+52	+17	+89	-0.56	+3.93	+0.27	+0.29	+0.007
Calving-Ease		\$W (Weaning)	\$F (Feedlot)	\$G (Grid)	\$B (Beef)				
★★★		+27.46	+27.40	+23.04	+43.55				

Ranks in the Top 20% for WW EPD.

480 | EXAR RAVEN 9234B

Reg. No: +16293426 Tattoo: 9234B DOB: 2/14/2009

B C MARATHON 7022 O C C KIRBY 633K
 BC 7022 RAVEN 7965 GIBBET HILL MIGNONNE E37
 O C C BLACKBIRD 796F O C C BONANZA 880B
 BR MIDLAND TWIN VALLEY PRECISION E161
 EXAR MISS BARBARA 5940 BR ROYAL LASS 7036-19
 SOUTHERN MISS BARBARA 2710 B/R NEW FRONTIER 095
 SOUTHERN MISS 7524

EPDs current as of 1/22/2010

CED	BW	WW	Milk	YW	SC	SEN	MARB	REA	Fat
+6	+3.6	+43	+16	+78	-0.06	+8.16	+0.35	+0.41	+0.010
Calving-Ease		\$W (Weaning)	\$F (Feedlot)	\$G (Grid)	\$B (Beef)				
★★		+20.75	+20.12	+26.89	+47.41				

Ranks in the Top 20% for \$EN and 10% for REA EPD. Big Ribeye scan of 17.2!



481 | EXAR RAVEN 9452B

Reg. No: 16285134 Tattoo: 9452B DOB: 2/9/2009

B C MARATHON 7022..... O C C KIRBY 633K
 BC 7022 RAVEN 7965..... GIBBET HILL MIGNONNE E37
 O C C BLACKBIRD 796F..... O C C BONANZA 880B
 O C C BLACKBIRD 779A

BR MIDLAND..... TWIN VALLEY PRECISION E161
 EXG EVAS R509 R3..... BR ROYAL LASS 7036-19
 PAF 9528 1407 E213..... BON VIEW NEW DESIGN 1407
 PAF 532 EXT 9528

EPDs current as of 1/22/2010

CED	BW	WW	Milk	YW	SC	\$EN	MARB	REA	Fat
+8	+1.7	+43	+16	+78	-0.20	+8.16	+0.57	+0.46	+0.007
Calving-Ease	\$W (Weaning)	\$F (Feedlot)	\$G (Grid)	\$B (Beef)					
★★★	+24.74	+20.12	+35.65	+50.42					

Ranks in the Top 20% for Calving-Ease Direct, 20% for \$EN, 15% for MARB EPD, 10% for REA EPD, 5% for \$G, and 25% for \$B. Check out the %IMF of 6.76.

483 | EXAR RAVEN 9560B

Reg. No: 16256498 Tattoo: 9560B DOB: 1/16/2009

B C MARATHON 7022..... O C C KIRBY 633K
 BC 7022 RAVEN 7965..... GIBBET HILL MIGNONNE E37
 O C C BLACKBIRD 796F..... O C C BONANZA 880B
 O C C BLACKBIRD 779A

EXAR NEW LOOK 2971..... BON VIEW NEW DESIGN 1407
 EXAR GRID MAKER 3537..... N BAR PRIMROSE 2424
 G A R GRID MAKER 312..... G A R GRID MAKER
 G A R 6148 EMULATION 1119

EPDs current as of 1/22/2010

CED	BW	WW	Milk	YW	SC	\$EN	MARB	REA	Fat
+4	+4.5	+47	+17	+86	-0.43	+4.85	+0.28	+0.62	-0.014
Calving-Ease	\$W (Weaning)	\$F (Feedlot)	\$G (Grid)	\$B (Beef)					
★	+19.48	+26.36	+29.10	+49.34					

Ranks in the Top 1% for REA EPD, 20% for \$G, and 25% for \$B. Big Ribeye scan of 16.0!

485 | EXAR RAVEN 9682B

Reg. No: 16277998 Tattoo: 9682B DOB: 2/16/2009

B C MARATHON 7022..... O C C KIRBY 633K
 BC 7022 RAVEN 7965..... GIBBET HILL MIGNONNE E37
 O C C BLACKBIRD 796F..... O C C BONANZA 880B
 O C C BLACKBIRD 779A

BR MIDLAND..... TWIN VALLEY PRECISION E161
 EXAR MISS 60074..... BR ROYAL LASS 7036-19
 F A F MISS 2093..... G A R GRID MAKER
 FINKS MISS 9129 7114 5204

EPDs current as of 1/22/2010

CED	BW	WW	Milk	YW	SC	\$EN	MARB	REA	Fat
+10	+1.0	+40	+14	+75	-0.10	+10.79	+0.27	+0.32	+0.007
Calving-Ease	\$W (Weaning)	\$F (Feedlot)	\$G (Grid)	\$B (Beef)					
★★★★	+23.75	+18.38	+24.47	+38.01					

Ranks in the Top 10% for Calving-Ease Direct, 25% for BW EPD, 15% for \$EN, and 25% for REA EPD.

487 | EXAR RAVEN 9283B

Reg. No: +16288107 Tattoo: 9283B DOB: 1/20/2009

B C MARATHON 7022..... O C C KIRBY 633K
 BC 7022 RAVEN 7965..... GIBBET HILL MIGNONNE E37
 O C C BLACKBIRD 796F..... O C C BONANZA 880B
 O C C BLACKBIRD 779A

BR MIDLAND..... TWIN VALLEY PRECISION E161
 EXAR FOREVER LADY 5825..... BR ROYAL LASS 7036-19
 V A R FOREVER LADY 4304..... G D A R EXECUTIVE 727
 BLACKCAP LADY 384 G D A R

EPDs current as of 1/22/2010

CED	BW	WW	Milk	YW	SC	\$EN	MARB	REA	Fat
+5	+3.2	+46	+17	+80	-0.19	+6.68	+0.18	+0.50	+0.006
Calving-Ease	\$W (Weaning)	\$F (Feedlot)	\$G (Grid)	\$B (Beef)					
★★	+23.46	+20.92	+21.73	+41.80					

Ranks in the Top 25% for \$EN and 5% for REA EPD. Big Ribeye scan of 16.4!

482 | EXAR RS RAVEN 9431B

Reg. No: 16432449 Tattoo: 9431B DOB: 2/1/2009

B C MARATHON 7022..... O C C KIRBY 633K
 BC 7022 RAVEN 7965..... GIBBET HILL MIGNONNE E37
 O C C BLACKBIRD 796F..... O C C BONANZA 880B
 O C C BLACKBIRD 779A

O S U TOTAL IMPACT 4112..... EXAR SUDDEN IMPACT 1537
 RAFTER S BLACKCAP T922..... O S U 2928 EMPRESS 4177
 RAFTER S BLACKCAP R908..... BR MIDLAND
 LEACHMAN BLACKCAP 8233

EPDs current as of 1/22/2010

CED	BW	WW	Milk	YW	SC	\$EN	MARB	REA	Fat
+4	+3.4	+46	+18	+82	+0.01	+5.20	+0.59	+0.25	+0.013
Calving-Ease	\$W (Weaning)	\$F (Feedlot)	\$G (Grid)	\$B (Beef)					
★★	+22.72	+22.84	+32.05	+52.57					

Ranks in the Top 15% for MARB EPD, 15% for \$G, and 20% for \$B. Check out the %IMF of 6.66.

484 | EXAR RAVEN 9571B

Reg. No: 16256513 Tattoo: 9571B DOB: 1/20/2009 [NHF]

B C MARATHON 7022..... O C C KIRBY 633K
 BC 7022 RAVEN 7965..... GIBBET HILL MIGNONNE E37
 O C C BLACKBIRD 796F..... O C C BONANZA 880B
 O C C BLACKBIRD 779A

G A R PREEMINENT..... WHITESTONE PRECISION H141
 DEER VALLEY BLACKCAP S6066..... G A R PRIME TIME 2409
 SHERROD BLACKCAP 0179..... B/R NEW DESIGN 036
 G A R EXT 2114

EPDs current as of 1/22/2010

CED	BW	WW	Milk	YW	SC	\$EN	MARB	REA	Fat
+11	+0.3	+38	+19	+72	-0.44	+7.33	+0.37	+0.27	+0.005
Calving-Ease	\$W (Weaning)	\$F (Feedlot)	\$G (Grid)	\$B (Beef)					
★★★★	+25.43	+16.29	+27.66	+40.74					

Ranks in the Top 4% for Calving-Ease Direct, 15% for BW EPD, and 25% for \$EN.

486 | EXAR RAVEN 9036B

Reg. No: 16265215 Tattoo: 9036B DOB: 2/2/2009 [AMF-NHF]

B C MARATHON 7022..... O C C KIRBY 633K
 BC 7022 RAVEN 7965..... GIBBET HILL MIGNONNE E37
 O C C BLACKBIRD 796F..... O C C BONANZA 880B
 O C C BLACKBIRD 779A

WK MIDLAND 3021..... BR MIDLAND
 EXAR EMULOUS 5731..... WK PRIMROSE 1086
 WK EMULOUS 3219..... WK GUNSMOKE
 WK EMULOUS 8441

EPDs current as of 1/22/2010

CED	BW	WW	Milk	YW	SC	\$EN	MARB	REA	Fat
-1	+5.2	+43	+14	+80	-0.33	+9.28	+0.24	+0.42	+0.021
Calving-Ease	\$W (Weaning)	\$F (Feedlot)	\$G (Grid)	\$B (Beef)					
★	+15.86	+22.03	+21.66	+42.64					

Ranks in the Top 20% for \$EN and 10% for REA EPD. Big Ribeye scan of 16.3!

488 | EXAR RAVEN 9305B

Reg. No: +16288121 Tattoo: 9305B DOB: 1/28/2009

B C MARATHON 7022..... O C C KIRBY 633K
 BC 7022 RAVEN 7965..... GIBBET HILL MIGNONNE E37
 O C C BLACKBIRD 796F..... O C C BONANZA 880B
 O C C BLACKBIRD 779A

BR MIDLAND..... TWIN VALLEY PRECISION E161
 EXAR FOREVER LADY 5825..... BR ROYAL LASS 7036-19
 V A R FOREVER LADY 4304..... G D A R EXECUTIVE 727
 BLACKCAP LADY 384 G D A R

EPDs current as of 1/22/2010

CED	BW	WW	Milk	YW	SC	\$EN	MARB	REA	Fat
+5	+3.2	+46	+17	+80	-0.28	+6.68	+0.21	+0.60	+0.006
Calving-Ease	\$W (Weaning)	\$F (Feedlot)	\$G (Grid)	\$B (Beef)					
★★	+23.46	+20.92	+24.28	+43.41					

Ranks in the Top 25% for \$EN and 2% for REA EPD. Big Ribeye scan of 17.8!



489 | EXAR AC RAVEN A950

Reg. No: 16377346 Tattoo: A950 DOB: 2/2/2009

B C MARATHON 7022..... O C C KIRBY 633K
 BC 7022 RAVEN 7965..... GIBBET HILL MIGNONNE E37
 O C C BLACKBIRD 796F..... O C C BONANZA 880B
 O C C BLACKBIRD 779A

EXAR NEW LOOK 2971..... BON VIEW NEW DESIGN 1407
 A CROSS LADY LOOK A512..... N BAR PRIMROSE 2424
 P A F LADY MAXIE 8621..... O C C BACKSTOP 888B
 P A F LADY MAXIE 5075

Act. BW 88
 Adj. WW 645
 Adj. YW 1,266
 Adj. SC 36.1
 Adj. IMF 4.61
 Adj. REA 17.9

EPDs current as of 1/22/2010

CED	BW	WW	Milk	YW	SC	SEN	MARB	REA	Fat
+5	+2.9	+44	+18	+80	-0.34	+5.81	+0.24	+0.54	-0.007
Calving-Ease	\$W (Weaning)	\$F (Feedlot)	\$G (Grid)	\$B (Beef)					
★★	+22.97	+21.66	+25.70	+46.59					

Ranks in the Top 3% for REA EPD. Big Ribeye scan of 17.9!

490 | EXAR RAVEN 9704B

Reg. No: +16272012 Tattoo: 9704B DOB: 2/1/2009

B C MARATHON 7022..... O C C KIRBY 633K
 BC 7022 RAVEN 7965..... GIBBET HILL MIGNONNE E37
 O C C BLACKBIRD 796F..... O C C BONANZA 880B
 O C C BLACKBIRD 779A

SUMMITCREST HIGH PRIME 0H29... GARDENS PRIME TIME
 EXG FOREVER LADY 3758..... SUMMITCREST MISSIE 2F55
 V A R FOREVER LADY 4304..... G D A R EXECUTIVE 727
 BLACKCAP LADY 384 G D A R

Act. BW 84
 Adj. WW 629
 Adj. YW 1,232
 Adj. SC 33.9
 Adj. IMF 4.48
 Adj. REA 16.7

EPDs current as of 1/22/2010

CED	BW	WW	Milk	YW	SC	SEN	MARB	REA	Fat
+2	+3.6	+47	+23	+80	-0.53	+1.30	+0.26	+0.56	-0.020
Calving-Ease	\$W (Weaning)	\$F (Feedlot)	\$G (Grid)	\$B (Beef)					
★★	+24.84	+20.55	+28.64	+44.51					

Ranks in the Top 2% for REA EPD, 25% for \$G. Big Ribeye scan of 16.7!

491 | EXAR RAVEN 9726B

Reg. No: +16256582 Tattoo: 9726B DOB: 1/14/2009

B C MARATHON 7022..... O C C KIRBY 633K
 BC 7022 RAVEN 7965..... GIBBET HILL MIGNONNE E37
 O C C BLACKBIRD 796F..... O C C BONANZA 880B
 O C C BLACKBIRD 779A

RAB-GAR LOAD UP 4049J..... G A R MAXIMUM PAYLOAD 3674
 G A R LOAD UP 1682..... G A R EXT 721
 G A R NEW DESIGN 1200..... B/R NEW DESIGN 036
 G A R PRECISION 2536

Act. BW 88
 Adj. WW 578
 Adj. YW 1,199
 Adj. SC 33.3
 Adj. IMF 4.62
 Adj. REA 16.8

EPDs current as of 1/22/2010

CED	BW	WW	Milk	YW	SC	SEN	MARB	REA	Fat
+7	+3.3	+50	+17	+85	-0.63	+5.25	+0.28	+0.48	+0.004
Calving-Ease	\$W (Weaning)	\$F (Feedlot)	\$G (Grid)	\$B (Beef)					
★★	+24.65	+24.24	+25.90	+46.52					

Ranks in the Top 25% for WW EPD and 10% for REA EPD. Big Ribeye scan of 16.8!

492 | EXAR EMULATION 83642

Reg. No: 16244186 Tattoo: 83642 DOB: 11/2/2008

N BAR EMULATION EXT..... EMULATION N BAR 5522
 EXAR EMULATION EXT 5087..... N BAR PRIMROSE 2424
 AHLGRENS EXECUTIVE BETTY..... G D A R EXECUTIVE 727
 AHLGRENS BETTY 3336 K B

EXAR LUTTON 1831..... NORTHERN IMPROVEMENT 4480 GF
 ABAR MS LUTTON S066..... EXAR SARAS DREAM 9809
 MABEL OF ROLLIN ROCK 8763... E&B 1483 SCOTCHMAN 5041
 MABEL OF ROLLIN ROCK 5490

Act. BW 76
 Adj. WW 697
 Adj. YW 1,223
 Adj. SC 35.5
 Adj. IMF 3.82
 Adj. REA 16.3

EPDs current as of 1/22/2010

CED	BW	WW	Milk	YW	SC	SEN	MARB	REA	Fat
+7	+1.2	+48	+22	+82	-0.36	+1.61	+0.12	+0.14	+0.001
Calving-Ease	\$W (Weaning)	\$F (Feedlot)	\$G (Grid)	\$B (Beef)					
★★★★	+29.46	+22.09	+14.80	+38.16					

Ranks in the Top 15% for \$W. Big Ribeye scan of 16.3!

493 | PVR CRAFTSMAN 991

Reg. No: 16336005 Tattoo: 991 DOB: 2/16/2009 [AMF-NHF]

C A FUTURE DIRECTION 5321... G A R PRECISION 1680
 EXAR FUTURE DIRECTION 1747... C A MISS POWER FIX 308
 BASIN CHLOE 812L..... GARDENS EXPEDITION
 BASIN CHLOE 6198

GARDENS PRIME STAR..... N BAR PRIME TIME D806
 PVR PLAYMATE 729..... GREEN GARDEN JILT C242 S1
 LEACHMAN PLAYMATE 3002.... LEACHMAN FUNDAMENTAL
 LEACHMAN PLAYMATE 1010

Act. BW 71
 Adj. WW 650
 Adj. YW 1,156
 Adj. SC 37.3
 Adj. IMF 5.21
 Adj. REA 12.1

EPDs current as of 1/22/2010

CED	BW	WW	Milk	YW	SC	SEN	MARB	REA	Fat
+11	+0.6	+37	+22	+75	-0.07	+3.73	+0.59	-0.08	+0.038
Calving-Ease	\$W (Weaning)	\$F (Feedlot)	\$G (Grid)	\$B (Beef)					
★★★★	+24.26	+19.48	+25.98	+37.86					

Ranks in the Top 4% for Calving-Ease Direct, 20% for BW EPD, and 15% for MARB EPD.

494 | EXAR AC MIDLAND A900

Reg. No: 16379034 Tattoo: A900 DOB: 1/1/2009

TWIN VALLEY PRECISION E161... G A R PRECISION 1680
 BR MIDLAND..... W C C BLACKCAP C9
 BR ROYAL LASS 7036-19..... S A F NEUTRON
 S A F ROYAL LASS 7036

H V H NEW DESIGN 1407 85M... BON VIEW NEW DESIGN 1407
 H V H LASSIE 17K 14R..... G K BETSY BARDOLENA 323A
 H V H B R LASSIE F503 17K.... O S U 6T6 ULTRA
 K F F LASSIE RITO F503

Act. BW 100
 Adj. WW 714
 Adj. YW 1,330
 Adj. SC 37.1
 Adj. IMF 4.38
 Adj. REA 13.8

EPDs current as of 1/22/2010

CED	BW	WW	Milk	YW	SC	SEN	MARB	REA	Fat
+3	+3.7	+47	+17	+84	+0.02	+5.47	+0.39	-0.06	+0.021
Calving-Ease	\$W (Weaning)	\$F (Feedlot)	\$G (Grid)	\$B (Beef)					
★	+21.87	+24.40	+23.67	+31.63					

495 | EXAR TOP SHELF 9544B

Reg. No: 16256478 Tattoo: 9544B DOB: 1/12/2009

BASIN FRANCHISE P142..... C A FUTURE DIRECTION 5321
 EXAR TOP SHELF 7524..... BASIN CHLOE 812L
 EXAR ENVIIOUS BLACKBIRD 5531... BON VIEW NEW DESIGN 1407
 EXAR ENVIIOUS BLACKBIRD 3624

SCHURRTOP MC 2500..... SCHURRTOP M C
 EXAR LUCY 7431..... SCHURRTOP R S 1413 2153
 EXAR LUCY 3997..... BR MIDLAND
 P A F LUCY 2222

Act. BW 80
 Adj. WW 705
 Adj. YW 1,190
 Adj. SC 39.2
 Adj. IMF 4.24
 Adj. REA 13.9

EPDs current as of 1/22/2010

CED	BW	WW	Milk	YW	SC	SEN	MARB	REA	Fat
+7	+2.0	+39	+22	+78	+0.28	+2.82	+0.25	+0.29	-0.012
Calving-Ease	\$W (Weaning)	\$F (Feedlot)	\$G (Grid)	\$B (Beef)					
★★★	+22.87	+21.60	+25.26	+38.54					

496 | EXAR 112 96012 TF

Reg. No: 16407146 Tattoo: 96012 DOB: 1/13/2009

RITO 616 OF 4B20 6807..... D H D TRAVELER 6807
 RITO 112 OF 2536 RITO 616..... RITA 4B20 OF OFB1 BANDO
 G A R PRECISION 2536..... G A R PRECISION 1680
 G A R EXT 2104

EXAR NEW LOOK 2971..... BON VIEW NEW DESIGN 1407
 EXAR MISS BANDO 8146..... N BAR PRIMROSE 2424
 D V A R BANDO 2 EXT 743..... N BAR EMULATION EXT
 G A R BANDO 2

Act. BW 66
 Adj. WW 689
 Adj. YW 1,220
 Adj. SC 35.8
 Adj. IMF 5.48
 Adj. REA 14.0

EPDs current as of 1/22/2010

CED	BW	WW	Milk	YW	SC	SEN	MARB	REA	Fat
+6	+1.5	+53	+21	+98	-0.36	-2.42	+0.46	+0.02	-0.017
Calving-Ease	\$W (Weaning)	\$F (Feedlot)	\$G (Grid)	\$B (Beef)					
★★★★	+27.46	+36.05	+28.92	+51.53					

Ranks in the Top 15% for WW EPD, 15% for YW EPD, 25% for MARB EPD, 15% for \$F, 25% for \$G, and 20% for \$B.



497 | EXAR AC TOTAL A943

Reg. No: 16383759 Tattoo: A943 DOB: 1/30/2009

BON VIEW NEW DESIGN 208 ... B/R NEW DESIGN 036
 TC TOTAL 410 ... BON VIEW ERICA 443
 TC ERICA EILEEN 2047 ... TWIN VALLEY PRECISION E161
 TC ERICA EILEEN 5116
 H V H NEW DESIGN 1407 85M ... BON VIEW NEW DESIGN 1407
 H V H LASSIE 5K 15R ... G K BETSY BARDOLENA 323A
 H V H LASSIE F503 5K ... TC STOCKMAN 365
 K F F LASSIE RITO F503

EPDs current as of 1/22/2010

CED	BW	WW	Milk	YW	SC	SEN	MARB	REA	Fat
+2	+3.7	+57	+28	+101	+0.10	-9.86	+0.50	+0.15	+0.012
Calving-Ease		\$W (Weaning)	\$F (Feedlot)	\$G (Grid)	\$B (Beef)				
★★		+25.94	+37.54	+27.98	+53.14				

Ranks in the Top 10% for WW EPD, 10% for Milk EPD, 10% for YW EPD, 20% for MARB EPD, 10% for \$F, 25% for \$G, and 15% for \$B.

499 | EXAR OBJECTIVE 9616B

Reg. No: 16271960 Tattoo: 9616B DOB: 2/5/2009

S S TRAVELER 6807 T510 ... D H D TRAVELER 6807
 S S OBJECTIVE T510 0T26 ... S S MISS HI SPADE A114
 S S MISS RITA R011 7R8 ... S S RITO RITO R76 R011
 S S MISS ULTRESS U56
 G A R INTEGRITY ... BON VIEW NEW DESIGN 1407
 EXAR EVAS EXT 7224 ... G A R PRECISION 1019
 G A R EVAS EXT 1525 ... N BAR EMULATION EXT
 G A R BANDO 338

EPDs current as of 1/22/2010

CED	BW	WW	Milk	YW	SC	SEN	MARB	REA	Fat
+12	-0.3	+50	+24	+97	+0.08	-4.85	+0.71	+0.23	-0.010
Calving-Ease		\$W (Weaning)	\$F (Feedlot)	\$G (Grid)	\$B (Beef)				
★★★		+28.10	+36.22	+38.78	+53.73				

Ranks in the Top 2% for Calving-Ease Direct, 10% for BW EPD, 25% for WW EPD, 15% for YW EPD, 5% for MARB EPD, 25% for \$W, 15% for \$F, 2% for \$G, and 15% for \$B.

501 | EXAR PRIME STAR 9591B

Reg. No: 16265332 Tattoo: 9591B DOB: 2/2/2009

N BAR PRIME TIME D806 ... GARDENS PRIME TIME
 GARDENS PRIME STAR ... N BAR MISS EMULOUS A404
 GREEN GARDEN JILT C242 S1 ... S S TRAVELER 6807 T510
 GREEN GARDEN JILT 9242 S1
 G A R NEW DESIGN 5050 ... B/R NEW DESIGN 036
 EXAR ETHYL T177 ... G A R PRECISION 706
 SUA 616 ETHEL 3371 ... RITO 616 OF 4B20 6807
 SPEAR U ETHEL 8317

EPDs current as of 1/22/2010

CED	BW	WW	Milk	YW	SC	SEN	MARB	REA	Fat
+8	+2.2	+36	+21	+79	-0.02	+3.43	+0.70	+0.12	+0.019
Calving-Ease		\$W (Weaning)	\$F (Feedlot)	\$G (Grid)	\$B (Beef)				
★★★		+19.73	+23.69	+34.42	+45.22				

Ranks in the Top 20% for Calving-Ease Direct, 5% for MARB EPD, and 10% for \$G.

503 | EXAR PRIME STAR 9418B

Reg. No: 16265297 Tattoo: 9418B DOB: 1/14/2009

N BAR PRIME TIME D806 ... GARDENS PRIME TIME
 GARDENS PRIME STAR ... N BAR MISS EMULOUS A404
 GREEN GARDEN JILT C242 S1 ... S S TRAVELER 6807 T510
 GREEN GARDEN JILT 9242 S1
 BR MIDLAND ... TWIN VALLEY PRECISION E161
 EXAR FOREVER LADY 5043 ... BR ROYAL LASS 7036-19
 RODROCK FOREVER LADY 3162 ... BON VIEW NEW DESIGN 878
 BERRYESSA FOREVER LADY 537

EPDs current as of 1/22/2010

CED	BW	WW	Milk	YW	SC	SEN	MARB	REA	Fat
+7	+3.1	+34	+14	+78	+0.07	+9.89	+0.59	+0.20	+0.028
Calving-Ease		\$W (Weaning)	\$F (Feedlot)	\$G (Grid)	\$B (Beef)				
★★		+14.60	+23.47	+33.10	+36.45				

Ranks in the Top 15% for \$EN, 15% for MARB EPD, and 10% for \$G.

498 | EXAR MILE HIGH 9610B

Reg. No: 16471582 Tattoo: 9610B DOB: 2/4/2009

BON VIEW NEW DESIGN 1407 ... B/R NEW DESIGN 036
 RIVERBEND MILE HIGH 3718 ... BON VIEW PRIDE 664
 G A R PRECISION 1919 ... G A R PRECISION 1680
 G A R EXT 544
 GARDENS PRIME STAR ... N BAR PRIME TIME D806
 EXAR BLACKBIRD 4767 ... GREEN GARDEN JILT C242 S1
 EXAR BLACKBIRD 5675 ... EXAR PRECISION 3403
 EXAR BLACKBIRD 3930

EPDs current as of 1/22/2010

CED	BW	WW	Milk	YW	SC	SEN	MARB	REA	Fat
+6	+2.5	+43	+28	+89	+0.07	-6.13	+0.68	+0.32	+0.022
Calving-Ease		\$W (Weaning)	\$F (Feedlot)	\$G (Grid)	\$B (Beef)				
★★★		+22.41	+30.87	+32.97	+59.32				

Ranks in the Top 10% for Milk EPD, 10% for MARB EPD, 25% for REA EPD, 10% for \$G, and 10% for \$B.

500 | EXAR PRIME STAR 9619B

Reg. No: 16271965 Tattoo: 9619B DOB: 2/5/2009

N BAR PRIME TIME D806 ... GARDENS PRIME TIME
 GARDENS PRIME STAR ... N BAR MISS EMULOUS A404
 GREEN GARDEN JILT C242 S1 ... S S TRAVELER 6807 T510
 GREEN GARDEN JILT 9242 S1
 BON VIEW NEW DESIGN 1407 ... B/R NEW DESIGN 036
 EXAR REINA R 4827 ... BON VIEW PRIDE 664
 ISU REINA R 8018 ... G A R PRECISION 1680
 SUMMITCREST ERICA 254F

EPDs current as of 1/22/2010

CED	BW	WW	Milk	YW	SC	SEN	MARB	REA	Fat
+13	-1.2	+49	+26	+87	+0.24	-3.62	+0.86	+0.23	+0.043
Calving-Ease		\$W (Weaning)	\$F (Feedlot)	\$G (Grid)	\$B (Beef)				
★★★		+31.66	+26.58	+35.40	+48.89				

Ranks in the Top 1% for Calving-Ease Direct, 3% for BW EPD, 15% for Milk EPD, 2% for MARB EPD, 5% for \$W, 5% for \$G, and 25% for \$B. Note the outstanding weaning weight of 892 lbs.

502 | EXAR PRIME STAR 9532B

Reg. No: 16256468 Tattoo: 9532B DOB: 1/9/2009

N BAR PRIME TIME D806 ... GARDENS PRIME TIME
 GARDENS PRIME STAR ... N BAR MISS EMULOUS A404
 GREEN GARDEN JILT C242 S1 ... S S TRAVELER 6807 T510
 GREEN GARDEN JILT 9242 S1
 BR MIDLAND ... TWIN VALLEY PRECISION E161
 EXAR RITA 1907 ... BR ROYAL LASS 7036-19
 G A R EXT 7513 ... N BAR EMULATION EXT
 G A R 6807 TRAVELER 93

EPDs current as of 1/22/2010

CED	BW	WW	Milk	YW	SC	SEN	MARB	REA	Fat
+9	+2.0	+41	+16	+86	+0.37	+5.73	+0.52	+0.29	+0.029
Calving-Ease		\$W (Weaning)	\$F (Feedlot)	\$G (Grid)	\$B (Beef)				
★★★		+20.25	+28.65	+30.35	+45.25				

Ranks in the Top 15% for Calving-Ease Direct, 20% for MARB EPD, and 20% for \$G.

504 | EXAR PRIME STAR 9602B

Reg. No: 16314007 Tattoo: 9602B DOB: 2/3/2009

N BAR PRIME TIME D806 ... GARDENS PRIME TIME
 GARDENS PRIME STAR ... N BAR MISS EMULOUS A404
 GREEN GARDEN JILT C242 S1 ... S S TRAVELER 6807 T510
 GREEN GARDEN JILT 9242 S1
 SCHURRTOP MC 2500 ... SCHURRTOP M C
 EXAR FOREVER LADY 7293 ... SCHURRTOP R S 1413 2153
 EXG FOREVER LADY 3758 ... SUMMITCREST HIGH PRIME 0H29
 V A R FOREVER LADY 4304

EPDs current as of 1/22/2010

CED	BW	WW	Milk	YW	SC	SEN	MARB	REA	Fat
+1	+5.0	+49	+27	+94	+0.47	-6.72	+0.53	+0.20	+0.016
Calving-Ease		\$W (Weaning)	\$F (Feedlot)	\$G (Grid)	\$B (Beef)				
★		+19.51	+33.56	+30.44	+49.07				

Ranks in the Top 10% for Milk EPD, 20% for YW EPD, 20% for MARB EPD, 20% for \$F, 20% for \$G, and 25% for \$B. Note the outstanding weaning weight of 884 lbs. and yearling weight of 1,431 lbs.



505 | MONARCH PRIME STAR U514 [NHF]

Reg. No: 16271941 Tattoo: U514 DOB: 12/20/2008

N BAR PRIME TIME D806 GARDENS PRIME TIME
 GARDENS PRIME STAR N BAR MISS EMULOUS A404
 GREEN GARDEN JILT C242 S1 S S TRAVELER 6807 T510
 MONARCH MIDWAY 1001 GREEN GARDEN JILT 9242 S1
 MONARCH SOUTHERN RUBY R697 TWIN VALLEY PRECISION E161
 SOUTHERN RUBY OF TIFFANY3495 BR ROYAL LASS 7036-19
 BR MIDLAND
 B/R RUBY OF TIFFANY 9255

EPDs current as of 1/22/2010

CED	BW	WW	Milk	YW	SC	SEN	MARB	REA	Fat
+10	+1.8	+45	+23	+91	+0.65	-2.07	+0.71	+0.40	+0.070
Calving-Ease		\$W (Weaning)	\$F (Feedlot)	\$G (Grid)	\$B (Beef)				
★		+23.84	+32.09	+29.60	+52.01				

Ranks in the Top 10% for Calving-Ease Direct, 25% for YW EPD, 5% for MARB EPD, 15% for REA EPD, 25% for \$F, 20% for \$G, and 20% for \$B.

506 | EXAR TREASURY 9566B

Reg. No: 16256507 Tattoo: 9566B DOB: 1/17/2009

GARDENS PRIME STAR N BAR PRIME TIME D806
 EXAR TREASURY 7596 GREEN GARDEN JILT C242 S1
 EXAR LUCY 5523 BON VIEW NEW DESIGN 1407
 TOEBBEN LUCY 3025
 BR MIDLAND TWIN VALLEY PRECISION E161
 EXAR FOREVER LADY 6647 BR ROYAL LASS 7036-19
 EXG FOREVER LADY 3758 SUMMITCREST HIGH PRIME 0H29
 V A R FOREVER LADY 4304

EPDs current as of 1/22/2010

CED	BW	WW	Milk	YW	SC	SEN	MARB	REA	Fat
+2	+5.0	+45	+23	+91	+0.53	-2.07	+0.47	+0.41	+0.041
Calving-Ease		\$W (Weaning)	\$F (Feedlot)	\$G (Grid)	\$B (Beef)				
★		+16.90	+32.09	+28.51	+46.94				

Ranks in the Top 25% for YW EPD, 25% for MARB EPD, 10% for REA EPD, 25% for \$F, and 25% for \$G. Note the outstanding weaning weight of 849 lbs. and yearling weight of 1,430 lbs. and a Big Ribeye scan of 16.7!

508 | EXAR TREASURY 9628B

Reg. No: 16271981 Tattoo: 9628B DOB: 2/6/2009

GARDENS PRIME STAR N BAR PRIME TIME D806
 EXAR TREASURY 7596 GREEN GARDEN JILT C242 S1
 EXAR LUCY 5523 BON VIEW NEW DESIGN 1407
 TOEBBEN LUCY 3025
 SCHURRTOP MC 2500 SCHURRTOP M C
 EXAR MISS EMULOUS 7449 SCHURRTOP R S 1413 2153
 EXAR MISS EMULOUS 2467 NORTHERN IMPROVEMENT 4480 GF
 GREENWAY MISS EMULOUS 717

EPDs current as of 1/22/2010

CED	BW	WW	Milk	YW	SC	SEN	MARB	REA	Fat
+5	+3.4	+41	+24	+74	-0.09	+2.19	+0.28	+0.15	-0.003
Calving-Ease		\$W (Weaning)	\$F (Feedlot)	\$G (Grid)	\$B (Beef)				
★★		+22.98	+17.07	+25.17	+31.47				

510 | EXAR TREASURY 9052B

Reg. No: 16271891 Tattoo: 9052B DOB: 2/7/2009

GARDENS PRIME STAR N BAR PRIME TIME D806
 EXAR TREASURY 7596 GREEN GARDEN JILT C242 S1
 EXAR LUCY 5523 BON VIEW NEW DESIGN 1407
 TOEBBEN LUCY 3025
 BR MIDLAND TWIN VALLEY PRECISION E161
 ESCO BLACK BELLE209T BR ROYAL LASS 7036-19
 PAPA BLACK BELLE 209 YA UNIVERSE 013
 PAPA BLACK BELLE 9290

EPDs current as of 1/22/2010

CED	BW	WW	Milk	YW	SC	SEN	MARB	REA	Fat
+2	+4.6	+41	+19	+83	+0.21	+4.01	+0.62	+0.44	+0.022
Calving-Ease		\$W (Weaning)	\$F (Feedlot)	\$G (Grid)	\$B (Beef)				
★		+16.45	+25.69	+35.41	+50.55				

Ranks in the Top 10% for MARB EPD, 10% for REA EPD, 5% for \$G, and 25% for \$B. Big Ribeye scan of 18.0!



EXAR TREASURY 7596

9 Sons Sell!

507 | EXAR TREASURY 9609B

Reg. No: 16271952 Tattoo: 9609B DOB: 2/4/2009

GARDENS PRIME STAR N BAR PRIME TIME D806
 EXAR TREASURY 7596 GREEN GARDEN JILT C242 S1
 EXAR LUCY 5523 BON VIEW NEW DESIGN 1407
 TOEBBEN LUCY 3025
 EXAR NEW LOOK 2971 BON VIEW NEW DESIGN 1407
 EXAR LUCY 4127 N BAR PRIMROSE 2424
 CIRCLE G LUCY 3111 BR MIDLAND
 V D A R LUCY 427

EPDs current as of 1/22/2010

CED	BW	WW	Milk	YW	SC	SEN	MARB	REA	Fat
+1	+5.8	+44	+22	+91	+0.15	-1.15	+0.57	+0.29	+0.033
Calving-Ease		\$W (Weaning)	\$F (Feedlot)	\$G (Grid)	\$B (Beef)				
★		+14.10	+32.49	+30.51	+49.81				

Ranks in the Top 25% for YW EPD, 15% for MARB EPD, 25% for \$F, 20% for \$G, and 25% for \$B.

509 | EXAR TREASURY 9046B

Reg. No: 16271885 Tattoo: 9046B DOB: 2/4/2009

GARDENS PRIME STAR N BAR PRIME TIME D806
 EXAR TREASURY 7596 GREEN GARDEN JILT C242 S1
 EXAR LUCY 5523 BON VIEW NEW DESIGN 1407
 TOEBBEN LUCY 3025
 BR MIDLAND TWIN VALLEY PRECISION E161
 EXAR BLACKBIRD 712 BR ROYAL LASS 7036-19
 EXAR MISS PINE DRIVE 3460 E&B 1483 SCOTCHMAN 5041
 EXAR PINE DRIVE 7774

EPDs current as of 1/22/2010

CED	BW	WW	Milk	YW	SC	SEN	MARB	REA	Fat
+7	+3.3	+40	+18	+78	+0.02	+6.41	+0.57	+0.21	+0.030
Calving-Ease		\$W (Weaning)	\$F (Feedlot)	\$G (Grid)	\$B (Beef)				
★★		+19.84	+21.23	+31.47	+39.74				

Ranks in the Top 15% for MARB EPD and 15% for \$G.

511 | EXAR TREASURY 9633B [NHF]

Reg. No: 16271990 Tattoo: 9633B DOB: 2/10/2009

GARDENS PRIME STAR N BAR PRIME TIME D806
 EXAR TREASURY 7596 GREEN GARDEN JILT C242 S1
 EXAR LUCY 5523 BON VIEW NEW DESIGN 1407
 TOEBBEN LUCY 3025
 EXAR NEW LOOK 2971 BON VIEW NEW DESIGN 1407
 EXAR EVERELDA ENTENSE 1507 N BAR PRIMROSE 2424
 RR EVERELDA ENTENSE 3720 C A FUTURE DIRECTION 5321
 LUKENS EVERELD ENTENSE 0320

EPDs current as of 1/22/2010

CED	BW	WW	Milk	YW	SC	SEN	MARB	REA	Fat
-1	+6.7	+42	+24	+82	+0.17	-0.23	+0.60	+0.22	+0.052
Calving-Ease		\$W (Weaning)	\$F (Feedlot)	\$G (Grid)	\$B (Beef)				
★		+13.67	+24.34	+28.67	+42.61				

Ranks in the Top 15% for MARB EPD and 25% for \$G.



512 | EXAR RITO 8567

Reg. No: 16201692 Tattoo: 8567 DOB: 11/15/2008 [NHF] Act. BW 74
 Adj. WW 626
 RITO 112 OF 2536 RITO 616... RITO 616 OF 4B20 6807
 V A R RITO 112 6009 G A R PRECISION 2536
 G A R 044 TRAVELER 2328... G D A R TRAVELER 044
 G A R PRECISION 2536
 B/R NEW DESIGN 1407... B/R NEW DESIGN 036
 G A R 1407 NEW DESIGN 1322 BON VIEW PRIDE 664
 G A R PRECISION 4529... G A R PRECISION 1680
 G A R EXT 2114

EPDs current as of 1/22/2010

CED	BW	WW	Milk	YW	SC	SEN	MARB	REA	Fat
+6	+2.4	+40	+28	+78	-0.17	-2.77	+0.65	+0.01	-0.005
Calving-Ease	\$W (Weaning)	\$F (Feedlot)	\$G (Grid)	\$B (Beef)					
★★★	+23.81	+21.23	+33.98	+47.17					

Ranks in the Top 10% for Milk EPD, 10% for MARB EPD, and 10% for \$G.

514 | EXAR PREDESTINED 96013 TF

Reg. No: 16404269 Tattoo: 96013 DOB: 1/19/2009 [AMF-NHF] Act. BW 74
 Adj. WW 746
 B/R NEW DESIGN 036... V D A R NEW TREND 315
 G A R PREDESTINED B/R BLACKCAP EMPRESS 76
 G A R EXT 4206... N BAR EMULATION EXT
 G A R 6807 TRAVELER 1432
 C A FUTURE DIRECTION 5321... G A R PRECISION 1680
 LCC BLACKCAP NG726 C A MISS POWER FIX 308
 LCC BLACKCAP LG087... PAPA FORTE 1921
 LEACHMAN BLACKCAP J3086

EPDs current as of 1/22/2010

CED	BW	WW	Milk	YW	SC	SEN	MARB	REA	Fat
+7	+3.4	+48	+26	+85	+0.25	-3.01	+0.71	+0.35	+0.029
Calving-Ease	\$W (Weaning)	\$F (Feedlot)	\$G (Grid)	\$B (Beef)					
★★	+25.00	+25.00	+33.87	+57.08					

Ranks in the Top 15% for Milk EPD, 5% for MARB EPD, 20% for REA EPD, 10% for \$G, and 10% for \$B.

516 | EXAR PREDESTINED 9297B

Reg. No: +16392661 Tattoo: 9297B DOB: 1/27/2009 [AMF] Act. BW 78
 Adj. WW 598
 B/R NEW DESIGN 036... V D A R NEW TREND 315
 G A R PREDESTINED B/R BLACKCAP EMPRESS 76
 G A R EXT 4206... N BAR EMULATION EXT
 G A R 6807 TRAVELER 1432
 BR MIDLAND... TWIN VALLEY PRECISION E161
 MTN MEADOW BLACKCAP R5003 BR ROYAL LASS 7036-19
 G A R PRECISION 4539... G A R PRECISION 1680
 G A R EXT 2104

EPDs current as of 1/22/2010

CED	BW	WW	Milk	YW	SC	SEN	MARB	REA	Fat
+8	+2.8	+49	+20	+87	+0.23	+1.89	+0.76	+0.45	+0.036
Calving-Ease	\$W (Weaning)	\$F (Feedlot)	\$G (Grid)	\$B (Beef)					
★★	+25.14	+26.58	+35.40	+58.13					

Ranks in the Top 20% for Calving-Ease Direct, 4% for MARB EPD, 10% for REA EPD, 5% for \$G, and 10% for \$B. Check out the %IMF of 6.86.

518 | EXAR PREDESTINED 9257B

Reg. No: +16314028 Tattoo: 9257B DOB: 1/11/2009 Act. BW 84
 Adj. WW 634
 B/R NEW DESIGN 036... V D A R NEW TREND 315
 G A R PREDESTINED B/R BLACKCAP EMPRESS 76
 G A R EXT 4206... N BAR EMULATION EXT
 G A R 6807 TRAVELER 1432
 BON VIEW NEW DESIGN 1407... B/R NEW DESIGN 036
 RIVERBEND BLACKBIRD 4131 BON VIEW PRIDE 664
 DAVIS YR BLACKBIRD 558H... G A R PRECISION 1680
 G A R TRAVELER 760

EPDs current as of 1/22/2010

CED	BW	WW	Milk	YW	SC	SEN	MARB	REA	Fat
+8	+2.8	+48	+30	+88	+0.51	-3.78	+0.89	+0.49	+0.024
Calving-Ease	\$W (Weaning)	\$F (Feedlot)	\$G (Grid)	\$B (Beef)					
★★	+29.83	+27.94	+39.14	+63.68					

Ranks in the Top 20% for Calving-Ease Direct, 2% for Milk EPD, 1% for MARB EPD, 5% for REA EPD, 15% for \$W, 1% for \$G, and 2% for \$B. Big Ribeye scan of 16.3!

513 | EXAR RITO 9009B

Reg. No: 16257601 Tattoo: 9009B DOB: 1/7/2009 [NHF] Act. BW 74
 Adj. WW 680
 RITO 112 OF 2536 RITO 616... RITO 616 OF 4B20 6807
 V A R RITO 112 6009 G A R PRECISION 2536
 G A R 044 TRAVELER 2328... G D A R TRAVELER 044
 G A R PRECISION 2536
 W C C SPECIAL DESIGN L309... BON VIEW NEW DESIGN 878
 MONARCH PRIMROSE 5522 N BAR PRIMROSE 2424
 ROTH PRIMROSE 1247... TWIN VALLEY PRECISION E161
 N BAR PRIMROSE 2424

EPDs current as of 1/22/2010

CED	BW	WW	Milk	YW	SC	SEN	MARB	REA	Fat
+7	+1.6	+45	+24	+82	-0.31	-0.23	+0.59	+0.09	+0.018
Calving-Ease	\$W (Weaning)	\$F (Feedlot)	\$G (Grid)	\$B (Beef)					
★★★	+27.20	+23.21	+30.33	+46.64					

Ranks in the Top 15% for MARB EPD and 20% for \$G. Check out the %IMF of 6.38%

515 | EXAR PREDESTINED 9308B

Reg. No: +16392665 Tattoo: 9308B DOB: 1/29/2009 [AMF] Act. BW 82
 Adj. WW 610
 B/R NEW DESIGN 036... V D A R NEW TREND 315
 G A R PREDESTINED B/R BLACKCAP EMPRESS 76
 G A R EXT 4206... N BAR EMULATION EXT
 G A R 6807 TRAVELER 1432
 BR MIDLAND... TWIN VALLEY PRECISION E161
 MTN MEADOW BLACKCAP R5003 BR ROYAL LASS 7036-19
 G A R PRECISION 4539... G A R PRECISION 1680
 G A R EXT 2104

EPDs current as of 1/22/2010

CED	BW	WW	Milk	YW	SC	SEN	MARB	REA	Fat
+8	+3.6	+49	+20	+92	+0.26	+0.35	+0.74	+0.43	+0.035
Calving-Ease	\$W (Weaning)	\$F (Feedlot)	\$G (Grid)	\$B (Beef)					
★★	+21.88	+31.54	+35.27	+57.53					

Ranks in the Top 20% for Calving-Ease Direct, 25% for YW EPD, 4% for MARB EPD, 10% for REA EPD, 25% for \$F, 5% for \$G, and 10% for \$B. Incredible combination of 6.04 %IMF and a Big Ribeye scan of 16.0!

517 | EXAR PREDESTINED 9799B

Reg. No: +16392668 Tattoo: 9799B DOB: 2/16/2009 [AMF-NHF] Act. BW 83
 Adj. WW 602
 B/R NEW DESIGN 036... V D A R NEW TREND 315
 G A R PREDESTINED B/R BLACKCAP EMPRESS 76
 G A R EXT 4206... N BAR EMULATION EXT
 G A R 6807 TRAVELER 1432
 BR MIDLAND... TWIN VALLEY PRECISION E161
 THREE TREES BLACKCAP R0645 BR ROYAL LASS 7036-19
 G A R PRECISION 4519... G A R PRECISION 1680
 G A R EXT 2104

EPDs current as of 1/22/2010

CED	BW	WW	Milk	YW	SC	SEN	MARB	REA	Fat
+8	+3.4	+47	+22	+87	-0.26	+0.08	+0.57	+0.59	+0.027
Calving-Ease	\$W (Weaning)	\$F (Feedlot)	\$G (Grid)	\$B (Beef)					
★★	+22.92	+27.34	+33.79	+56.71					

Ranks in the Top 20% for Calving-Ease Direct, 15% for MARB EPD, 2% for REA EPD, 10% for \$G, and 10% for \$B. Big Ribeye scan of 17.9!

519 | EXAR EL PREDESTINED 9428B

Reg. No: +16385776 Tattoo: 9428B DOB: 1/23/2009 Act. BW 78
 Adj. WW 504
 B/R NEW DESIGN 036... V D A R NEW TREND 315
 G A R PREDESTINED B/R BLACKCAP EMPRESS 76
 G A R EXT 4206... N BAR EMULATION EXT
 G A R 6807 TRAVELER 1432
 EXAR SUDDEN IMPACT 1537... NORTHERN IMPROVEMENT 4480 GF
 P A F 1001 S I 315 B L R BLUSHING PRIDE 9097
 EXAR ARKDALE PRIDE 1001... BON VIEW NEW DESIGN 1407
 WK ARKDALE PRIDE 9353

EPDs current as of 1/22/2010

CED	BW	WW	Milk	YW	SC	SEN	MARB	REA	Fat
+6	+3.6	+55	+30	+99	+0.71	-11.16	+0.64	+0.45	+0.028
Calving-Ease	\$W (Weaning)	\$F (Feedlot)	\$G (Grid)	\$B (Beef)					
★★	+25.63	+36.28	+33.99	+58.21					

Ranks in the Top 10% for WW EPD, 2% for Milk EPD, 10% for YW EPD, 10% for MARB EPD, 10% for REA EPD, 15% for \$F, 10% for \$G, and 10% for \$B.



520 | EXAR ULTIMATE 96009 TF [AMF-NHF] Act. BW 60
 Reg. No: 16403990 Tattoo: 96009 DOB: 2/14/2009 Adj. WW 753
 S A V 8180 TRAVELER 004..... SITZ TRAVELER 8180 Adj. YW 1,275
 WERNER ULTIMATE 1596 BOYD FOREVER LADY 8003 Adj. SC 36.8
 RITA 2811 OF 2536 BVND 878... G A R PRECISION 2536 Adj. IMF 4.87
 BON VIEW NEW DESIGN 1407... B/R NEW DESIGN 036 Adj. REA 15.3
 EXAR EVERELDA 8686 BON VIEW PRIDE 664
 EXAR EVERELDA 3333... BR MIDLAND
 EXAR EVERELDA 1873

EPDs current as of 1/22/2010

CED	BW	WW	Milk	YW	SC	\$EN	MARB	REA	Fat
+10	+0.4	+56	+30	+108	+0.09	-14.00	+0.34	+0.28	+0.055
Calving-Ease	\$W (Weaning)	\$F (Feedlot)	\$G (Grid)	\$B (Beef)					
★★★★	+29.00	+45.28	+17.43	+48.52					

Ranks in the Top 10% for Calving-Ease Direct, 15% for BW EPD, 10% for WW EPD, 2% for Milk EPD, 3% for YW EPD, 20% for \$W, and 2% for \$F.

522 | EXAR ULTIMATE 96008 TF [AMF-NHF] Act. BW 72
 Reg. No: 16404003 Tattoo: 96008 DOB: 1/30/2009 Adj. WW 710
 S A V 8180 TRAVELER 004..... SITZ TRAVELER 8180 Adj. YW 1,227
 WERNER ULTIMATE 1596 BOYD FOREVER LADY 8003 Adj. SC 38.8
 RITA 2811 OF 2536 BVND 878... G A R PRECISION 2536 Adj. IMF 5.53
 BR MIDLAND..... TWIN VALLEY PRECISION E161 Adj. REA 15.0
 EXAR LADY 4296 BR ROYAL LASS 7036-19
 EXAR LADY 107..... NORTHERN IMPROVEMENT 4480 GF
 E&B 71 LADY TRAVELER 601

EPDs current as of 1/22/2010

CED	BW	WW	Milk	YW	SC	\$EN	MARB	REA	Fat
+5	+3.0	+50	+28	+100	+0.54	-9.55	+0.28	+0.29	+0.032
Calving-Ease	\$W (Weaning)	\$F (Feedlot)	\$G (Grid)	\$B (Beef)					
★★	+22.90	+39.31	+18.64	+48.69					

Ranks in the Top 25% for WW EPD, 10% for Milk EPD, 10% for YW EPD, and 10% for \$F.

524 | EXAR RAVEN 96005 TF Act. BW 70
 Reg. No: 16404156 Tattoo: 96005 DOB: 1/11/2009 Adj. WW 607
 B C MARATHON 7022..... O C C KIRBY 633K Adj. YW 1,113
 BC 7022 RAVEN 7965 GIBBET HILL MIGNONNE E37 Adj. SC 34.2
 O C C BLACKBIRD 796F..... O C C BONANZA 880B Adj. IMF 4.97
 BON VIEW NEW DESIGN 1407... B/R NEW DESIGN 036 Adj. REA 15.3
 TF LADY BLACKCAP 4101 BON VIEW PRIDE 664
 DALTONS BLACKCAP 78..... R R 9440 SCOTCH CAP 1483
 J W K BLACKCAP 2363

EPDs current as of 1/22/2010

CED	BW	WW	Milk	YW	SC	\$EN	MARB	REA	Fat
+6	+2.2	+37	+18	+73	-0.73	+7.92	+0.38	+0.32	+0.021
Calving-Ease	\$W (Weaning)	\$F (Feedlot)	\$G (Grid)	\$B (Beef)					
★★★	+21.48	+17.59	+26.82	+41.19					

Ranks in the Top 20% for \$EN and 25% for REA EPD.

521 | EXAR ULTIMATE 96011 TF [NHF] Act. BW 73
 Reg. No: 16403973 Tattoo: 96011 DOB: 2/2/2009 Adj. WW 747
 S A V 8180 TRAVELER 004..... SITZ TRAVELER 8180 Adj. YW 1,112
 WERNER ULTIMATE 1596 BOYD FOREVER LADY 8003 Adj. SC 36.9
 RITA 2811 OF 2536 BVND 878... G A R PRECISION 2536 Adj. IMF 5.09
 G A R PRECISION 1680..... TEHAMA BANDO 155 Adj. REA 13.7
 THOMAS QUEEN 1688 9J9 G A R 856
 THOMAS QUEEN 5056..... EMULATION N BAR 5522
 THOMAS QUEEN 3192

EPDs current as of 1/22/2010

CED	BW	WW	Milk	YW	SC	\$EN	MARB	REA	Fat
+5	+2.7	+53	+27	+94	-0.01	-6.72	+0.28	+0.12	+0.030
Calving-Ease	\$W (Weaning)	\$F (Feedlot)	\$G (Grid)	\$B (Beef)					
★★	+27.38	+31.99	+17.01	+43.67					

Ranks in the Top 15% for WW EPD, 10% for Milk EPD, 20% for YW EPD, and 25% for \$F.

523 | EXAR RAVEN 9298B Act. BW 72
 Reg. No: +16280898 Tattoo: 9298B DOB: 2/9/2009 Adj. WW 516
 B C MARATHON 7022..... O C C KIRBY 633K Adj. YW 1,142
 BC 7022 RAVEN 7965 GIBBET HILL MIGNONNE E37 Adj. SC 33.1
 O C C BLACKBIRD 796F..... O C C BONANZA 880B Adj. IMF 5.29
 RITO 112 OF 2536 RITO 616..... O C C BLACKBIRD 779A Adj. REA 15.7
 SOUTHERN EVERGREEN 3123 RITO 616 OF 4B20 6807
 TWIN VALLEY EVERGREEN 6569 G A R PRECISION 2536
 TWIN VALLEY EVERGREEN 1135 SITZ TRAVELER 8180

EPDs current as of 1/22/2010

CED	BW	WW	Milk	YW	SC	\$EN	MARB	REA	Fat
+6	+2.0	+52	+17	+89	-0.82	+3.93	+0.28	+0.34	+0.002
Calving-Ease	\$W (Weaning)	\$F (Feedlot)	\$G (Grid)	\$B (Beef)					
★★★	+27.46	+27.40	+24.62	+45.13					

Ranks in the Top 20% for WW EPD and 20% for REA EPD.

525 | EXAR RAVEN 8152B Act. BW 76
 Reg. No: +16244149 Tattoo: 8152B DOB: 12/25/2008 Adj. WW 560
 B C MARATHON 7022..... O C C KIRBY 633K Adj. YW 1,147
 BC 7022 RAVEN 7965 GIBBET HILL MIGNONNE E37 Adj. SC 34.7
 O C C BLACKBIRD 796F..... O C C BONANZA 880B Adj. IMF 4.67
 BON VIEW NEW DESIGN 1407... B/R NEW DESIGN 036 Adj. REA 16.1
 EXAR MISS TRAVELER Q38 0437 BON VIEW PRIDE 664
 V T TRAVELER 6807 Q38..... D H D TRAVELER 6807
 ERISKAY OF ROLLIN ROCK 5202

EPDs current as of 1/22/2010

CED	BW	WW	Milk	YW	SC	\$EN	MARB	REA	Fat
+6	+1.9	+39	+23	+72	-0.52	+3.99	+0.38	+0.40	+0.009
Calving-Ease	\$W (Weaning)	\$F (Feedlot)	\$G (Grid)	\$B (Beef)					
★★★	+25.36	+15.92	+27.99	+47.17					

Ranks in the Top 15% for REA EPD and 25% for \$G. Big Ribeye scan of 16.1!





526 | EXAR RAVEN 9214B

Reg. No: +16265240 Tattoo: 9214B DOB: 1/15/2009

B C MARATHON 7022.....	O C C KIRBY 633K	Act. BW
BC 7022 RAVEN 7965	GIBBET HILL MIGNONNE E37	78
O C C BLACKBIRD 796F.....	O C C BONANZA 880B	Adj. WW
	O C C BLACKBIRD 779A	734
BON VIEW NEW DESIGN 1407...	B/R NEW DESIGN 036	Adj. YW
EXAR RITA 2845	BON VIEW PRIDE 664	1,083
SOUTHERN TRAVELER 747 3476	BR MIDLAND	Adj. SC
	G A R 6807 TRAVELER 747	34.3
		Adj. IMF
		5.60
		Adj. REA
		13.0

EPDs current as of 1/22/2010

CED	BW	WW	Milk	YW	SC	\$EN	MARB	REA	Fat
+7	+2.3	+47	+23	+84	-0.54	+0.09	+0.57	+0.19	+0.005
Calving-Ease	\$W (Weaning)	\$F (Feedlot)	\$G (Grid)	\$B (Beef)					
★★★	+26.39	+24.40	+33.77	+43.81					

Ranks in the Top 15% for MARB EPD and 10% for \$G.

527 | EXAR RAVEN 9229B

Reg. No: +16265260 Tattoo: 9229B DOB: 1/30/2009

B C MARATHON 7022.....	O C C KIRBY 633K	Act. BW
BC 7022 RAVEN 7965	GIBBET HILL MIGNONNE E37	70
O C C BLACKBIRD 796F.....	O C C BONANZA 880B	Adj. WW
	O C C BLACKBIRD 779A	657
BR MIDLAND.....	TWIN VALLEY PRECISION E161	Adj. YW
BOYD FOREVER LADY 4004	BR ROYAL LASS 7036-19	1,158
BOYD FOREVER LADY 811.....	G D A R TRAVELER 71	Adj. SC
	S V F FOREVER LADY 57D	37.8
		Adj. IMF
		4.95
		Adj. REA
		15.1

EPDs current as of 1/22/2010

CED	BW	WW	Milk	YW	SC	\$EN	MARB	REA	Fat
+7	+2.4	+49	+21	+86	-0.03	+1.48	+0.46	+0.27	+0.029
Calving-Ease	\$W (Weaning)	\$F (Feedlot)	\$G (Grid)	\$B (Beef)					
★★★	+26.72	+25.60	+27.80	+44.71					

Ranks in the Top 25% for MARB EPD and 25% for \$G.

528 | EXAR RAVEN 9223B

Reg. No: +16265253 Tattoo: 9223B DOB: 1/25/2009

B C MARATHON 7022.....	O C C KIRBY 633K	Act. BW
BC 7022 RAVEN 7965	GIBBET HILL MIGNONNE E37	76
O C C BLACKBIRD 796F.....	O C C BONANZA 880B	Adj. WW
	O C C BLACKBIRD 779A	683
BR MIDLAND.....	TWIN VALLEY PRECISION E161	Adj. YW
BOYD FOREVER LADY 4004	BR ROYAL LASS 7036-19	1,286
BOYD FOREVER LADY 811.....	G D A R TRAVELER 71	Adj. SC
	S V F FOREVER LADY 57D	36.6
		Adj. IMF
		4.24
		Adj. REA
		16.0

EPDs current as of 1/22/2010

CED	BW	WW	Milk	YW	SC	\$EN	MARB	REA	Fat
+7	+2.4	+49	+21	+86	-0.19	+1.48	+0.38	+0.30	+0.031
Calving-Ease	\$W (Weaning)	\$F (Feedlot)	\$G (Grid)	\$B (Beef)					
★★★	+26.72	+25.60	+24.23	+45.19					

Ranks in the Top 25% for REA EPD. Big Ribeye scan of 16!

529 | EXAR RAVEN 9596B

Reg. No: 16271934 Tattoo: 9596B DOB: 2/2/2009

B C MARATHON 7022.....	O C C KIRBY 633K	Act. BW
BC 7022 RAVEN 7965	GIBBET HILL MIGNONNE E37	72
O C C BLACKBIRD 796F.....	O C C BONANZA 880B	Adj. WW
	O C C BLACKBIRD 779A	783
BR MIDLAND.....	TWIN VALLEY PRECISION E161	Adj. YW
EXAR FOREVER TRENDY 702	BR ROYAL LASS 7036-19	1,234
TOEBBEN FOREVER TRENDY 2027..	B/R NEW DESIGN 323	Adj. SC
	DAVIS FOREVER TRENDY 8130	36.9
		Adj. IMF
		5.20
		Adj. REA
		15.4

EPDs current as of 1/22/2010

CED	BW	WW	Milk	YW	SC	\$EN	MARB	REA	Fat
+7	+2.3	+45	+16	+76	-0.48	+8.77	+0.55	+0.42	+0.017
Calving-Ease	\$W (Weaning)	\$F (Feedlot)	\$G (Grid)	\$B (Beef)					
★★★	+25.55	+17.49	+34.34	+44.86					

Ranks in the Top 20% for \$EN, 15% for MARB EPD, 10% for REA EPD, and 10% for \$G.

530 | EXAR RAVEN 9647B

Reg. No: 16285173 Tattoo: 9647B DOB: 2/19/2009

B C MARATHON 7022.....	O C C KIRBY 633K	Act. BW
BC 7022 RAVEN 7965	GIBBET HILL MIGNONNE E37	78
O C C BLACKBIRD 796F.....	O C C BONANZA 880B	Adj. WW
	O C C BLACKBIRD 779A	792
BR MIDLAND.....	TWIN VALLEY PRECISION E161	Adj. YW
EXAR RITO LADY 6490	BR ROYAL LASS 7036-19	1,270
EXAR RITO LADY 3436.....	BON VIEW NEW DESIGN 1407	Adj. SC
	H A RITO LADY 4167	39.9
		Adj. IMF
		5.00
		Adj. REA
		14.9

EPDs current as of 1/22/2010

CED	BW	WW	Milk	YW	SC	\$EN	MARB	REA	Fat
+7	+1.9	+44	+14	+78	-0.09	+9.89	+0.43	+0.35	+0.013
Calving-Ease	\$W (Weaning)	\$F (Feedlot)	\$G (Grid)	\$B (Beef)					
★★★	+24.38	+19.75	+30.07	+42.91					

Ranks in the Top 15% for \$EN, 20% for REA EPD, and 20% for \$G.

531 | EXAR RAVEN 96006 TF

Reg. No: +16407149 Tattoo: 96006 DOB: 1/2/2009

B C MARATHON 7022.....	O C C KIRBY 633K	Act. BW
BC 7022 RAVEN 7965	GIBBET HILL MIGNONNE E37	74
O C C BLACKBIRD 796F.....	O C C BONANZA 880B	Adj. WW
	O C C BLACKBIRD 779A	613
BON VIEW NEW DESIGN 878.....	B/R NEW DESIGN 036	Adj. YW
CIRCLE G FOREVER LADY 3208	BON VIEW GAMMER 85	1,083
CIRCLE A FOREVER LADY 9099..	SVF GDAR 216 LTD	Adj. SC
	S V F FOREVER LADY 57D	34.9
		Adj. IMF
		4.63
		Adj. REA
		14.0

EPDs current as of 1/22/2010

CED	BW	WW	Milk	YW	SC	\$EN	MARB	REA	Fat
+6	+2.9	+46	+21	+85	-0.35	+1.60	+0.34	+0.36	+0.017
Calving-Ease	\$W (Weaning)	\$F (Feedlot)	\$G (Grid)	\$B (Beef)					
★★	+23.67	+25.76	+24.91	+47.44					

Ranks in the Top 20% for REA EPD.

532 | EXAR RAVEN 96004 TF

Reg. No: +16407137 Tattoo: 96004 DOB: 1/2/2009

B C MARATHON 7022.....	O C C KIRBY 633K	Act. BW
BC 7022 RAVEN 7965	GIBBET HILL MIGNONNE E37	74
O C C BLACKBIRD 796F.....	O C C BONANZA 880B	Adj. WW
	O C C BLACKBIRD 779A	745
BON VIEW NEW DESIGN 878.....	B/R NEW DESIGN 036	Adj. YW
CIRCLE G FOREVER LADY 3208	BON VIEW GAMMER 85	1,180
CIRCLE A FOREVER LADY 9099..	SVF GDAR 216 LTD	Adj. SC
	S V F FOREVER LADY 57D	37.9
		Adj. IMF
		3.81
		Adj. REA
		14.0

EPDs current as of 1/22/2010

CED	BW	WW	Milk	YW	SC	\$EN	MARB	REA	Fat
+6	+2.9	+46	+21	+85	+0.06	+1.60	+0.25	+0.33	+0.010
Calving-Ease	\$W (Weaning)	\$F (Feedlot)	\$G (Grid)	\$B (Beef)					
★★	+23.67	+25.76	+21.17	+46.52					

Ranks in the Top 20% for REA EPD.

533 | EXAR RAVEN 9233B

Reg. No: +16293424 Tattoo: 9233B DOB: 2/12/2009

B C MARATHON 7022.....	O C C KIRBY 633K	Act. BW
BC 7022 RAVEN 7965	GIBBET HILL MIGNONNE E37	82
O C C BLACKBIRD 796F.....	O C C BONANZA 880B	Adj. WW
	O C C BLACKBIRD 779A	689
EXAR NEW LOOK 2971.....	BON VIEW NEW DESIGN 1407	Adj. YW
EXAR FOREVER LADY 5563	N BAR PRIMROSE 2424	1,163
MAPLE LANE FOREVER LADY 9280..	TWIN VALLEY PRECISION E161	Adj. SC
	T R A FOREVER LADY 737	37.2
		Adj. IMF
		5.38
		Adj. REA
		13.9

EPDs current as of 1/22/2010

CED	BW	WW	Milk	YW	SC	\$EN	MARB	REA	Fat
+4	+3.6	+47	+22	+87	-0.31	+0.08	+0.41	+0.32	+0.002
Calving-Ease	\$W (Weaning)	\$F (Feedlot)	\$G (Grid)	\$B (Beef)					
★★	+22.49	+27.34	+30.00	+45.55					

Ranks in the Top 25% for REA EPD, and 20% for \$G.



534 | EXAR RAVEN 9140

Reg. No: 16374515 Tattoo: 9140 DOB: 2/13/2009

B C MARATHON 7022.....	O C C KIRBY 633K	Act. BW
BC 7022 RAVEN 7965	GIBBET HILL MIGNONNE E37	92
O C C BLACKBIRD 796F.....	O C C BONANZA 880B	Adj. WW
	O C C BLACKBIRD 779A	632
BASIN AMBUSH 694L.....	ROCKN D AMBUSH 1531	Adj. YW
DIXIE ERICA OF RR 4721	FELLMAN QUEEN MOTHER 7506	1,261
DIXIE ERICA OF RR 2127.....	GDAR SVF ROYCE 176G	Adj. SC
	DIXIE ERICA OF RR 6597	38.3
		Adj. IMF
		4.20
		Adj. REA
		15.5

EPDs current as of 1/22/2010

CED	BW	WW	Milk	YW	SC	\$EN	MARB	REA	Fat
+4	+3.5	+39	+19	+73	-0.33	+7.03	+0.20	+0.32	+0.008
Calving-Ease		\$W (Weaning)	\$F (Feedlot)	\$G (Grid)	\$B (Beef)				
★★		+20.46	+16.86	+19.98	+40.67				

Ranks in the Top 25% for \$EN and 25% for REA EPD.

536 | EXAR RAVEN 9205B

Reg. No: +16265227 Tattoo: 9205B DOB: 1/10/2009

B C MARATHON 7022.....	O C C KIRBY 633K	Act. BW
BC 7022 RAVEN 7965	GIBBET HILL MIGNONNE E37	82
O C C BLACKBIRD 796F.....	O C C BONANZA 880B	Adj. WW
	O C C BLACKBIRD 779A	670
RAB-GAR LOAD UP 4049J.....	G A R MAXIMUM PAYLOAD 3674	Adj. YW
G A R LOAD UP 1682	G A R EXT 721	1,284
G A R NEW DESIGN 1200.....	B/R NEW DESIGN 036	Adj. SC
	G A R PRECISION 2536	36.2
		Adj. IMF
		4.05
		Adj. REA
		17.4

EPDs current as of 1/22/2010

CED	BW	WW	Milk	YW	SC	\$EN	MARB	REA	Fat
+7	+3.3	+50	+17	+85	-0.16	+5.25	+0.25	+0.51	+0.005
Calving-Ease		\$W (Weaning)	\$F (Feedlot)	\$G (Grid)	\$B (Beef)				
★★		+24.65	+24.24	+24.17	+47.76				

Ranks in the Top 25% for WW EPD and 4% for REA EPD. Big Ribeye scan of 17.4!

538 | EXAR RAVEN 9053B

Reg. No: 16271892 Tattoo: 9053B DOB: 2/7/2009

B C MARATHON 7022.....	O C C KIRBY 633K	Act. BW
BC 7022 RAVEN 7965	GIBBET HILL MIGNONNE E37	80
O C C BLACKBIRD 796F.....	O C C BONANZA 880B	Adj. WW
	O C C BLACKBIRD 779A	787
BR MIDLAND.....	TWIN VALLEY PRECISION E161	Adj. YW
EXAR PRINCESS 2837	BR ROYAL LASS 7036-19	1,376
EXAR PRINCESS 5278.....	EXAR NEW LOOK 2971	Adj. SC
	GREENS PRINCESS 2149	36.1
		Adj. IMF
		4.92
		Adj. REA
		16.3

EPDs current as of 1/22/2010

CED	BW	WW	Milk	YW	SC	\$EN	MARB	REA	Fat
+5	+2.9	+51	+18	+91	-0.53	+2.43	+0.38	+0.32	-0.002
Calving-Ease		\$W (Weaning)	\$F (Feedlot)	\$G (Grid)	\$B (Beef)				
★★		+24.56	+29.77	+27.98	+50.67				

Ranks in the Top 25% for WW EPD, 25% for YW EPD, 25% for REA EPD, 25% for \$G, and 20% for \$B. Big Ribeye scan of 16.3!

540 | EXAR MCS 7965 907W

Reg. No: 16479775 Tattoo: 907W DOB: 2/13/2009

B C MARATHON 7022.....	O C C KIRBY 633K	Act. BW
BC 7022 RAVEN 7965	GIBBET HILL MIGNONNE E37	79
O C C BLACKBIRD 796F.....	O C C BONANZA 880B	Adj. WW
	O C C BLACKBIRD 779A	838
N BAR EMULATION EXT.....	EMULATION N BAR 5522	Adj. YW
FCC LASS 617	N BAR PRIMROSE 2424	1,312
LEACHMAN LASS 0056.....	CONNEALY FRONTLINE	Adj. SC
	LEACHMAN LASS 6003	40.8
		Adj. IMF
		4.46
		Adj. REA
		14.7

EPDs current as of 1/22/2010

CED	BW	WW	Milk	YW	SC	\$EN	MARB	REA	Fat
+3	+3.3	+47	+21	+82	+0.12	+2.52	+0.17	+0.39	+0.001
Calving-Ease		\$W (Weaning)	\$F (Feedlot)	\$G (Grid)	\$B (Beef)				
★★		+24.44	+22.47	+20.01	+42.60				

Ranks in the Top 15% for REA EPD.

535 | EXAR RAVEN 9651B

Reg. No: 16285176 Tattoo: 9651B DOB: 2/19/2009

B C MARATHON 7022.....	O C C KIRBY 633K	Act. BW
BC 7022 RAVEN 7965	GIBBET HILL MIGNONNE E37	82
O C C BLACKBIRD 796F.....	O C C BONANZA 880B	Adj. WW
	O C C BLACKBIRD 779A	848
HAR MINGUS 0167.....	PAPA FORTE 1921	Adj. YW
BLACKCAP OF RR 6336	PAPA BLACKBIRD 829	1,360
BLACKCAP OF RR 0602.....	G D A R ROLLS ROYCE 203	Adj. SC
	BLACKCAP OF R R 8292	36.9
		Adj. IMF
		4.87
		Adj. REA
		15.0

EPDs current as of 1/22/2010

CED	BW	WW	Milk	YW	SC	\$EN	MARB	REA	Fat
+5	+3.3	+47	+18	+81	-0.45	+5.50	+0.24	+0.30	+0.015
Calving-Ease		\$W (Weaning)	\$F (Feedlot)	\$G (Grid)	\$B (Beef)				
★★		+23.95	+21.51	+20.61	+42.36				

Ranks in the Top 25% for REA EPD. Note the outstanding weaning weight of 848 lbs.

537 | EXAR RAVEN 9288B

Reg. No: +16282373 Tattoo: 9288B DOB: 1/23/2009

B C MARATHON 7022.....	O C C KIRBY 633K	Act. BW
BC 7022 RAVEN 7965	GIBBET HILL MIGNONNE E37	98
O C C BLACKBIRD 796F.....	O C C BONANZA 880B	Adj. WW
	O C C BLACKBIRD 779A	734
TWIN VALLEY PRECISION E161.....	G A R PRECISION 1680	Adj. YW
EXAR ERISKAY Q38 4139	W C C BLACKCAP C9	1,300
EXAR MISS TRAVELER Q38 0437	BON VIEW NEW DESIGN 1407	Adj. SC
	VT TRAVELER 6807 Q38	35.6
		Adj. IMF
		5.14
		Adj. REA
		15.5

EPDs current as of 1/22/2010

CED	BW	WW	Milk	YW	SC	\$EN	MARB	REA	Fat
+5	+2.7	+43	+22	+79	-0.45	+2.52	+0.32	+0.41	-0.006
Calving-Ease		\$W (Weaning)	\$F (Feedlot)	\$G (Grid)	\$B (Beef)				
★★		+24.00	+21.07	+26.76	+49.88				

Ranks in the Top 10% for REA EPD and 25% for \$B.

539 | EXAR RAVEN 9127

Reg. No: 16374509 Tattoo: 9127 DOB: 2/9/2009

B C MARATHON 7022.....	O C C KIRBY 633K	Act. BW
BC 7022 RAVEN 7965	GIBBET HILL MIGNONNE E37	97
O C C BLACKBIRD 796F.....	O C C BONANZA 880B	Adj. WW
	O C C BLACKBIRD 779A	661
HERO 6267 OF R R 2418.....	R R HERO 6267	Adj. YW
EXAR ENVIOUS BLACKBIRD 3588	R R EVERELDA ENTENSE 0413	1,224
RR ENVIOUS BLACKBIRD 1662.....	RITO 616 OF 4B20 6807	Adj. SC
	R R ENVIOUS BLACKBIRD 4604	34.1
		Adj. IMF
		4.49
		Adj. REA
		14.6

EPDs current as of 1/22/2010

CED	BW	WW	Milk	YW	SC	\$EN	MARB	REA	Fat
+3	+3.6	+42	+21	+70	-0.71	+6.13	+0.18	+0.24	-0.018
Calving-Ease		\$W (Weaning)	\$F (Feedlot)	\$G (Grid)	\$B (Beef)				
★★		+23.82	+13.00	+21.92	+36.30				

\$50 OFF
 the Purchase Price
 of all Bulls Picked Up
 by the Buyer Sale Day.



BC 7022 RAVEN 7965

Sire of Lots 541-547.

542 | EXAR RAVEN 9148

Reg. No: 16379359 Tattoo: 9148 DOB: 2/15/2009

B C MARATHON 7022.....	O C C KIRBY 633K	Act. BW	86
BC 7022 RAVEN 7965	GIBBET HILL MIGNONNE E37	Adj. WW	521
O C C BLACKBIRD 796F.....	O C C BONANZA 880B	Adj. YW	1,153
	O C C BLACKBIRD 779A	Adj. SC	34.3
SUMMITCREST HIGH PRIME 0H29...	GARDENS PRIME TIME	Adj. IMF	5.46
EXAR MISS PRIDE 3971	SUMMITCREST MISSIE 2F55	Adj. REA	14.9
EXAR MISS PRIDE 0429.....	NORTHERN IMPROVEMENT 4480 GF		
	H S A F MISS PRIDE 113B		

EPDs current as of 1/22/2010

CED	BW	WW	Milk	YW	SC	\$EN	MARB	REA	Fat
+4	+2.6	+31	+15	+66	-0.78	+12.62	+0.52	+0.35	-0.008
Calving-Ease	\$W (Weaning)	\$F (Feedlot)	\$G (Grid)	\$B (Beef)					
★★	+17.37	+13.24	+34.33	+48.76					

Ranks in the Top 10% for \$EN, 20% for MARB EPD, 20% for REA EPD, 10% for \$G, and 25% for \$B.

544 | EXAR RAVEN 9438B

Reg. No: 16285112 Tattoo: 9438B DOB: 2/1/2009

B C MARATHON 7022.....	O C C KIRBY 633K	Act. BW	82
BC 7022 RAVEN 7965	GIBBET HILL MIGNONNE E37	Adj. WW	540
O C C BLACKBIRD 796F.....	O C C BONANZA 880B	Adj. YW	1,098
	O C C BLACKBIRD 779A	Adj. SC	36.0
BR MIDLAND.....	TWIN VALLEY PRECISION E161	Adj. IMF	6.45
EXG BLACKCAP R662 R3	BR ROYAL LASS 7036-19	Adj. REA	10.9
LEACHMAN BLACKCAP 9013....	LEACHMAN PARAGON		
	LEACHMAN BLACKCAP B604		

EPDs current as of 1/22/2010

CED	BW	WW	Milk	YW	SC	\$EN	MARB	REA	Fat
+6	+2.6	+42	+16	+70	-0.30	+10.56	+0.44	+0.01	+0.021
Calving-Ease	\$W (Weaning)	\$F (Feedlot)	\$G (Grid)	\$B (Beef)					
★★	+24.57	+13.00	+25.80	+34.40					

Ranks in the Top 15% for \$EN. Check out the %IMF of 6.45%

546 | EXAR RAVEN 9154

Reg. No: 16374519 Tattoo: 9154 DOB: 2/18/2009 [AMF-NHF]

B C MARATHON 7022.....	O C C KIRBY 633K	Act. BW	92
BC 7022 RAVEN 7965	GIBBET HILL MIGNONNE E37	Adj. WW	657
O C C BLACKBIRD 796F.....	O C C BONANZA 880B	Adj. YW	1,166
	O C C BLACKBIRD 779A	Adj. SC	37.4
G A R PRECISION 1680.....	TEHAMA BANDO 155	Adj. IMF	5.25
GRANDVIEW WOMACK MIST 1223	9J9 G A R 856	Adj. REA	14.1
MEADOW MIST H D 925-036....	NICHOLS HEAVY DUTY X100		
	MEADOW MIST TRAV 867-925		

EPDs current as of 1/22/2010

CED	BW	WW	Milk	YW	SC	\$EN	MARB	REA	Fat
+3	+4.0	+42	+17	+73	-0.29	+8.79	+0.37	+0.34	-0.002
Calving-Ease	\$W (Weaning)	\$F (Feedlot)	\$G (Grid)	\$B (Beef)					
★	+20.96	+15.77	+27.96	+47.11					

Ranks in the Top 20% for \$EN, 20% for REA EPD, and 25% for \$G.

541 | EXAR RAVEN 9144

Reg. No: 16374516 Tattoo: 9144 DOB: 2/14/2009

B C MARATHON 7022.....	O C C KIRBY 633K	Act. BW	92
BC 7022 RAVEN 7965	GIBBET HILL MIGNONNE E37	Adj. WW	611
O C C BLACKBIRD 796F.....	O C C BONANZA 880B	Adj. YW	1,232
	O C C BLACKBIRD 779A	Adj. SC	38.3
BON VIEW NEW DESIGN 1407...	B/R NEW DESIGN 036	Adj. IMF	4.82
EXAR BLACKCAP 3249	BON VIEW PRIDE 664	Adj. REA	15.1
EXAR BLACKCAP 8242.....	R R SCOTCHCAP 9440		
	LEACHMAN BLACKCAP 9032		

EPDs current as of 1/22/2010

CED	BW	WW	Milk	YW	SC	\$EN	MARB	REA	Fat
+4	+3.6	+38	+23	+76	-0.14	+2.51	+0.35	+0.22	+0.010
Calving-Ease	\$W (Weaning)	\$F (Feedlot)	\$G (Grid)	\$B (Beef)					
★★	+19.57	+20.06	+24.65	+44.51					

543 | EXAR RAVEN 9231B

Reg. No: +16293423 Tattoo: 9231B DOB: 2/7/2009

B C MARATHON 7022.....	O C C KIRBY 633K	Act. BW	68
BC 7022 RAVEN 7965	GIBBET HILL MIGNONNE E37	Adj. WW	580
O C C BLACKBIRD 796F.....	O C C BONANZA 880B	Adj. YW	1,140
	O C C BLACKBIRD 779A	Adj. SC	35.0
BR MIDLAND.....	TWIN VALLEY PRECISION E161	Adj. IMF	5.90
EXAR MISS BARBARA 5940	BR ROYAL LASS 7036-19	Adj. REA	14.5
SOUTHERN MISS BARBARA 2710	B/R NEW FRONTIER 095		
	SOUTHERN MISS 7524		

EPDs current as of 1/22/2010

CED	BW	WW	Milk	YW	SC	\$EN	MARB	REA	Fat
+6	+3.6	+43	+16	+78	-0.45	+8.16	+0.48	+0.26	+0.008
Calving-Ease	\$W (Weaning)	\$F (Feedlot)	\$G (Grid)	\$B (Beef)					
★★	+20.75	+20.12	+30.43	+46.97					

Ranks in the Top 20% for \$EN, 25% for MARB EPD, and 20% for \$G.

545 | EXAR RAVEN 9017B

Reg. No: 16256426 Tattoo: 9017B DOB: 1/15/2009

B C MARATHON 7022.....	O C C KIRBY 633K	Act. BW	99
BC 7022 RAVEN 7965	GIBBET HILL MIGNONNE E37	Adj. WW	728
O C C BLACKBIRD 796F.....	O C C BONANZA 880B	Adj. YW	1,459
	O C C BLACKBIRD 779A	Adj. SC	37.8
BOYD ON TARGET 1083.....	S A F 598 BANDO 5175	Adj. IMF	3.83
BASIN HEATHER BLOOM 9706	BOYD FOREVER LADY 7095	Adj. REA	16.0
BASIN HEATHER BLOOM 1869...	KRUGERRAND OF DONAMERE 490		
	BASIN HEATHER BLOOM 801Z		

EPDs current as of 1/22/2010

CED	BW	WW	Milk	YW	SC	\$EN	MARB	REA	Fat
-4	+6.1	+46	+20	+93	-0.25	+0.04	+0.14	+0.29	+0.002
Calving-Ease	\$W (Weaning)	\$F (Feedlot)	\$G (Grid)	\$B (Beef)					
★	+13.72	+33.72	+16.83	+44.44					

Ranks in the Top 20% for YW EPD, and 20% for \$F. Check out the outstanding yearling weight of 1,459 lbs. and a Big Ribeye scan of 16!

547 | EXAR RAVEN 96002 TF

Reg. No: 16407135 Tattoo: 96002 DOB: 1/2/2009

B C MARATHON 7022.....	O C C KIRBY 633K	Act. BW	72
BC 7022 RAVEN 7965	GIBBET HILL MIGNONNE E37	Adj. WW	687
O C C BLACKBIRD 796F.....	O C C BONANZA 880B	Adj. YW	1,153
	O C C BLACKBIRD 779A	Adj. SC	32.9
BR MIDLAND.....	TWIN VALLEY PRECISION E161	Adj. IMF	4.45
EMPIRE BLACKBIRD 3009	BR ROYAL LASS 7036-19	Adj. REA	14.5
WK BLACKBIRD 9045.....	G A R PRECISION 1680		
	WK BLACKBIRD 7348		

EPDs current as of 1/22/2010

MARB	REA	Fat	Calving-Ease							
+0.34	+0.47	+0.018	★★							
CED	BW	WW	Milk	YW	SC	\$EN	MARB	REA	Fat	
SIRE	+3	+3.6	+47	+17	+79	-0.70	+7.35	+0.33	+0.60	+0.006
DAM	+7	+3.0	+39	+18	+75	-1.01	+7.50	+0.47	+0.28	+0.035

Ranks in the Top 10% for REA EPD.

PUREBRED & COMMERCIAL FEMALES

Offering:

- 150 - Two-year-old commercial pairs!**
- 40 - Two- and three-year-old purebred pairs!**
- 100 - Yearling commercial heifers ready to breed!**


This year we are offering a unique opportunity to add young productive black females to your operation. Take into account you're buying a 100% calf crop, on a set of 30-month-old females that eliminates the guesswork often associated with adding good young females to your herd! All commercial heifers will have calves at their side that are 30-75 days old, and will be sold in five pair drafts.

The purebred females come out of our Angus calving heifers, and will be sold with either bull or heifer calves at side. They will sell with registration papers, and would be a great start to small Purebred program, or add to an existing one!

If you want to add top black genetics, and have the discipline to be patient and build a program from the ground up, the open heifers are a great opportunity!

All of these heifers were born in the spring of 2009, and will be ready to breed to the bull of your choice shortly after you purchase them.

Again, we will sell these in five-head drafts.



The




LIMOUSIN

Division

Selling 64 Limousin Bulls Purebred & Lim-Flex

Limousin Breakdown & Sire Listing

CARROUSELS PURE POWER..... 15
LESF ASPHALT 9N..... 11
EXLR SATURN 040S..... 6
BASIN FRANCHISE P142..... 5
CARROUSELS PEAK POWER 3
EXLR EXCELLANTE 251L..... 3
EXLR MODERATOR 053M..... 3
EXLR NEW GENERATION 071M..... 3
BR MIDLAND 2
RR PLAYMAKER 5272..... 2
WK PRIME CUT 5199 2
BC 7022 RAVEN 7965 1
EXAR 263C 1
EXAR MIDLAND 5526..... 1
EXAR NEW LOOK 6531..... 1
EXAR SUNDANCE 6216..... 1
EXLR POLLED BENCHMARK 709G 1
JCL LODESTAR 27L 1
MAGS REMOTE..... 1
ROCKRA AMBUSH M147..... 1





LOT 601

601 | EXLR WILD CARD 017W

LIM-FLEX 50% D PLD BLK 2/2/2009 EXLR 017W LFM-1937000

Act. BW 76
 Adj. WW 831
 Adj. YW 1,363
 Adj. SC 42.3
 Adj. IMF 4.28
 Adj. REA 18.1

BON VIEW NEW DESIGN 1407 . . . B/R NEW DESIGN 036
 EXAR 263C . . . BON VIEW PRIDE 664
 EXAR JUNE C 3577 . . . BR MIDLAND
 EXLR DAKOTA 353G . . . PAF 9611 616 1161
 EXLR SHEZA 518P . . . WULF'S COUNT DOWN 9251C
 EXLR 255J . . . CANE RIDGE DAPHNE 011D
 WULFS GUARDIAN 5074G
 EXLR SHEZA DANDY 38D



EXLR WILD CARD 017W

2010 NWSS Division Champion

CED	BW	WW	YW	MA	CEM	SC	DOC	CW	RE	YG	MS	\$MI
10	0.0	59	112	32	2	N/A	N/A	39	-.01	.35	.41	60

Calving-Ease
 ★★★★★

Inconclusive Polled Results

Ranks in the Top 20% for CE Direct, 5% for WW EPD, 10% for Milk EPD, 3% for YW EPD, 10% for Marbling EPD, and 5% for \$MI.

Sired by the record-setting Angus sire, EXAR 263C, who sold for \$263,000 in this very sale a few years ago. This powerful herd sire descends from a very popular cow family. His dam, the remarkable EXLR Sheza 518P, is a past National Jr. Limousin Show Champion and a recent Fast Forward sale feature who is now owned with Omega 8 Ranch in Texas. This herd sire has made his mark already by being crowned a Division Champion at the highly competitive National Western Stock show in Denver, CO. EXLR Wild Card 017W not only excels in his phenotype, but possesses a great EPD profile that will add greatness to any cowherd.




EXLR SHEZA 518P

Dam of Lot 601.



LOT 602



EXLR REBECA 1019P

Dam of Lots 602 & 604

602 | EXLR PURE POWER 060W

LIM-FLEX 75% H PLD D BLK 2/16/2009 EXLR 060W LFM-1937016

GPFF BLAQUE RULON	BLACK DIAMOND	Act. BW	78
CARROUSELS PURE POWER	QUAIL RUN RAMONA BP	Adj. WW	760
TUBB FIRST CLASS 666F	WULFS RAMBLER 8400X	Adj. YW	1,273
	TUBB MISS P UPDATE 089Y	Adj. SC	
BR MIDLAND	TWIN VALLEY PRECISIONE161	Adj. IMF	3.47
EXLR REBECA 1019P	BR ROYAL LASS 7036-19	Adj. REA	17.5
EXLR REBECA 614H	WULFS DAWSON 4421D		
	LVL5 REBECA		

CED	BW	WW	YW	MA	CEM	SC	DOC	CW	RE	YG	MS	\$MI
5	3.7	53	103	9	1	0.8	2	24	.16	.20	.18	51

Calving-Ease ★★ **Homozygous Polled**
Ranks in the Top 20% for WW EPD, 20% for YW EPD, 4% for Scrotal EPD, and 30% for Ribeye EPD.

Sired by Carrousel's Pure Power who continues today to make a huge impact in the Limousin breed. The dam of this herd sire needs no introduction, EXLR Rebeca 1019P, who was a past Fast Forward Sale feature who has produced progeny sales of well over \$100,000. EXLR Rebeca 1019P is regarded by top cattlemen as the greatest Lim-Flex cow in the breed and has had an illustrious show career by being named Grand Champion Female at the American Royal, North American and the National Western. Don't miss the opportunity to acquire progeny from this genetic gem.

603 | EXLR MODERATOR 236U

LIM-FLEX 62% D PLD D BLK 9/9/2008 EXLR 236U LFM-1910335

EXLR JUDO 459J	WULFS GUARDIAN 5074G	Act. BW	82
EXLR MODERATOR 053M	CM PLD KATIE	Adj. WW	582
EXLR EMPRESS 502K	EXLR PLD RESOLVE 175G	Adj. YW	1,056
	B&L EMPRESS 2117	Adj. SC	33.0
BR MIDLAND	TWIN VALLEY PRECISIONE161	Adj. IMF	5.07
AUTO DOUBLE UP 293R	BR ROYAL LASS 7036-19	Adj. REA	13.9
AUTO MINDA 824M	EXLR DAKOTA 353G		
	EXLR EXPRESSWAY 736J		

CED	BW	WW	YW	MA	CEM	SC	DOC	CW	RE	YG	MS	\$MI
8	-0.1	44	78	19	-2	0.3	1	11	-.30	.36	.38	54

Calving-Ease ★★★
Ranks in the Top 20% for Marbling EPD and 20% for \$MI.

Sired by the popular AI sire EXLR Moderator 053M. The dam of this herd sire is AUTO Double Up 293R, a sale feature in the recent Fast Forward Sale who now resides at Elders Branch Farm. AUTO Double Up 293R has produced many sale features and class contenders. This Lot is no exception.



604 | EXLR PURE POWER 045U

LIM-FLEX 75% H PLD D BLK 2/17/2008 EXLR 045U LFM-1903494

GPFF BLAQUE RULON BLACK DIAMOND
 CARROUSELS PURE POWER QUAIL RUN RAMONA BP
 TUBB FIRST CLASS 666F WULFS RAMBLER 8400X
 BR MIDLAND TUBB MISS P UPDATE 089Y
 EXLR REBECA 1019P TWIN VALLEY PRECISIONE161
 EXLR REBECA 614H BR ROYAL LASS 7036-19
 WULFS DAWSON 4421D
 LVLS REBECA

Act. BW 99
 Adj. WW 717
 Adj. YW 1,206
 Adj. SC 34.7
 Adj. IMF 1.37
 Adj. REA 16.7

CED	BW	WW	YW	MA	CEM	SC	DOC	CW	RE	YG	MS	\$MI
5	4.5	60	112	9	1	0.7	2	42	.33	.23	.14	51

Calving-Ease
★

Homozygous Polled

Ranks in the Top 4% for WW EPD, 3% for YW EPD, 10% for Scrotal EPD, and 20% for Ribeye EPD. Full brother to Lot 602. Don't overlook this Yearling Weight EPD.



LOT 604

605 | EXLR PURE POWER 274U

PUREBRED D PLD BLK 9/25/2008 EXLR 274U NPM-1921636

GPFF BLAQUE RULON BLACK DIAMOND
 CARROUSELS PURE POWER QUAIL RUN RAMONA BP
 TUBB FIRST CLASS 666F WULFS RAMBLER 8400X
 EXLR DAKOTA 353G TUBB MISS P UPDATE 089Y
 EXLR SHEZA 518P WULF'S COUNT DOWN 9251C
 EXLR 255J CANE RIDGE DAPHNE 011D
 WULFS GUARDIAN 5074G
 EXLR SHEZA DANDY 38D

Act. BW 66
 Adj. WW 588
 Adj. YW 1,137
 Adj. SC 32.9
 Adj. IMF 2.80
 Adj. REA 18.2

CED	BW	WW	YW	MA	CEM	SC	DOC	CW	RE	YG	MS	\$MI
3	1.4	45	82	11	2	0.7	4	29	.75	-1.3	-1.6	39

Calving-Ease
★★★★

Ranks in the Top 10% for Ribeye EPD and 30% for YG EPD. Full Brother to Lots 601 and 606. Nice EPD profile and big Rib Eye Area.



LOT 605

606 | EXLR PURE POWER 269U

PUREBRED D PLD BLK 9/23/2008 EXLR 269U NPM-1921632

GPFF BLAQUE RULON BLACK DIAMOND
 CARROUSELS PURE POWER QUAIL RUN RAMONA BP
 TUBB FIRST CLASS 666F WULFS RAMBLER 8400X
 EXLR DAKOTA 353G TUBB MISS P UPDATE 089Y
 EXLR SHEZA 518P WULF'S COUNT DOWN 9251C
 EXLR 255J CANE RIDGE DAPHNE 011D
 WULFS GUARDIAN 5074G
 EXLR SHEZA DANDY 38D

Act. BW 82
 Adj. WW 612
 Adj. YW 1,124
 Adj. SC 35.8
 Adj. IMF 2.03
 Adj. REA 18.6

CED	BW	WW	YW	MA	CEM	SC	DOC	CW	RE	YG	MS	\$MI
3	3.4	51	90	11	2	0.7	4	33	.80	-1.5	-1.9	40

Calving-Ease
★★

Ranks in the Top 30% for YW EPD, 20% for Scrotal EPD, 4% for Ribeye EPD, and 20% for YG EPD. Full flush brother to Lots 601 and 605. Don't overlook the Adj. REA of 18.6.

607 | EXLR PURE POWER 275U

PUREBRED PLD RED 9/25/2008 EXLR 275U NPM-1921637

GPFF BLAQUE RULON BLACK DIAMOND
 CARROUSELS PURE POWER QUAIL RUN RAMONA BP
 TUBB FIRST CLASS 666F WULFS RAMBLER 8400X
 WULF'S COUNT DOWN 9251C LKCC TOMAHAWKS TOUCHDOWN
 CABIN CREEK BILLYE 116G MISS WOLFETTE 9051X
 CANE RIDGE DAPHNE 011D WULFS RAMBLER 8400X
 YKCC MISS IRONSIDE 110NS

Act. BW 88
 Adj. WW 566
 Adj. YW 1,119
 Adj. SC 33.4
 Adj. IMF 2.40
 Adj. REA 16.3

CED	BW	WW	YW	MA	CEM	SC	DOC	CW	RE	YG	MS	\$MI
1	4.5	50	86	17	2	0.9	5	19	.48	-1.0	-1.6	40

Calving-Ease
★

Ranks in the Top 20% for WW EPD and 3% for Scrotal EPD. A son of Carrousel's Pure Power and produced by the Daphne family. Full brother to Lot 608.



LOT 607

608 | EXLR PURE POWER 278U

PUREBRED PLD RED 9/26/2008 EXLR 278U NPM-1921640

GPFF BLAQUE RULON BLACK DIAMOND
 CARROUSELS PURE POWER QUAIL RUN RAMONA BP
 TUBB FIRST CLASS 666F WULFS RAMBLER 8400X
 WULF'S COUNT DOWN 9251C LKCC TOMAHAWKS TOUCHDOWN
 CABIN CREEK BILLYE 116G MISS WOLFETTE 9051X
 CANE RIDGE DAPHNE 011D WULFS RAMBLER 8400X
 YKCC MISS IRONSIDE 110NS

Act. BW 90
 Adj. WW 580
 Adj. YW 1,206
 Adj. SC 34.4
 Adj. IMF 2.21
 Adj. REA 17.2

CED	BW	WW	YW	MA	CEM	SC	DOC	CW	RE	YG	MS	\$MI
1	4.8	51	87	17	2	0.9	5	23	.55	-.09	-1.8	39

Calving-Ease
★

Ranks in the Top 20% for WW EPD, 30% for YW EPD, and 3% for Scrotal EPD. Full brother to Lot 607. Dam of this bull is an outstanding donor.

609 | EXLR PURE POWER 233U

LIM-FLEX 68% H PLD D BLK 9/6/2008 EXLR 233U LFM-1910204

GPFF BLAQUE RULON	BLACK DIAMOND	Act. BW	99
CARROUSELS PURE POWER	QUAIL RUN RAMONA BP	Adj. WW	746
TUBB FIRST CLASS 666F	WULFS RAMBLER 8400X	Adj. YW	1,320
	TUBB MISS P UPDATE 089Y	Adj. SC	31.5
LEACHMAN DIAMONDBACK	CONNEALY FRONTLINE	Adj. IMF	3.45
EXLR VERONICA 289M	LEACHMAN BLACKBIRD 5016	Adj. REA	19.8
EXLR 574H	TUBB EISENHOWER 68E		
	VRCC 9900A		

CED	BW	WW	YW	MA	CEM	SC	DOC	CW	RE	YG	MS	\$MI
1	4.0	53	94	15	1	0.5		20	.57	.04	.04	47

Calving-Ease
★

Homozygous Polled

Ranks in the Top 20% for WW EPD, 30% for YW EPD, 20% for Scrotal EPD, 2% for Ribeye EPD, and 20% for YG EPD. Pure Power continues to work well at Express Ranches. Check out the 19.8 Adj. REA.

611 | EXLR PURE POWER 285U

PUREBRED H PLD D BLK 9/28/2008 EXLR 285U NPM-1921641

GPFF BLAQUE RULON	BLACK DIAMOND	Act. BW	78
CARROUSELS PURE POWER	QUAIL RUN RAMONA BP	Adj. WW	598
TUBB FIRST CLASS 666F	WULFS RAMBLER 8400X	Adj. YW	1,138
	TUBB MISS P UPDATE 089Y	Adj. SC	31.5
AUTO CIGAR 175E	LKCC TOMAHAWKS TOUCHDOWN	Adj. IMF	1.65
AUTO LAILA 805L	HC EXTRAORDINARY HCR 61X	Adj. REA	18.3
STBR DEMETRIA 669D	WRC PUNCH		
	STBR WENDY'S KIMMIE 194A		

CED	BW	WW	YW	MA	CEM	SC	DOC	CW	RE	YG	MS	\$MI
5	2.0	48	83	20	0	0.7	4	27	.68	-.06	-.14	40

Calving-Ease
★★★

Homozygous Polled

Ranks in the Top 30% for WW EPD, 20% for Scrotal EPD, and 20% for Ribeye EPD. Dam is a great donor who has produced many sale features.

613 | EXLR PURE POWER 262U

LIM-FLEX 75% H PLD BLK 9/22/2008 EXLR 262U LFM-1921629

GPFF BLAQUE RULON	BLACK DIAMOND	Act. BW	84
CARROUSELS PURE POWER	QUAIL RUN RAMONA BP	Adj. WW	629
TUBB FIRST CLASS 666F	WULFS RAMBLER 8400X	Adj. YW	1,118
	TUBB MISS P UPDATE 089Y	Adj. SC	32.2
EXLR PLD BENCHMARK 709G	WULFS DAWSON 4421D	Adj. IMF	3.48
EXLR MISS EMMA 1001L	PMDB ALLIANCE	Adj. REA	15.1
GREENWAY MISS EMULOUS 717	PINE DRIVE BIG SKY		
	GREENWAY MISS EMULOUS7138		

CED	BW	WW	YW	MA	CEM	SC	DOC	CW	RE	YG	MS	\$MI
5	3.3	48	86	7	0	0.5	1	16	.29	.02	-.03	43

Calving-Ease
★★

Homozygous Polled

Ranks in the Top 20% for Scrotal EPD, 20% for Ribeye EPD, and 20% for YG EPD. Powerful pedigree and the dam of this herd sire is phenomenal. She is one of the best Lim-Flex females in the breed.

615 | EXLR SATURN 8708U

90% PLD D BLK 9/23/2008 EXLR 8708UNXM-1929824

CARROUSELS PURE POWER	GPFF BLAQUE RULON	Act. BW	78
EXLR SATURN 040S	TUBB FIRST CLASS 666F	Adj. WW	621
EXLR BAMBI 787M	EXLR RIGHT ON TIME 106J	Adj. YW	1,099
	EXLR BAMBI 001K	Adj. SC	33.7
AUTO BLACK DAKOTA 129J	EXLR DAKOTA 353G	Adj. IMF	3.38
EXLR PEPPER 7142R	DFLC JET SET BPC 34Y	Adj. REA	14.6
JCL PEPPER	WULFS RAMBLER 8400X		
	JCL MOCHA		

CED	BW	WW	YW	MA	CEM	SC	DOC	CW	RE	YG	MS	\$MI
4	1.9	44	80	21	3	0.7	11	7	.29	-.04	-.07	41

Calving-Ease
★★★

Ranks in the Top 30% for CE Maternal, 10% for Scrotal EPD, 20% for Ribeye EPD, and 5% for YG EPD. Sired by the past National Western Champion Bull, EXLR Saturn 040S, who also was the top-selling Limousin Bull a few years ago.

610 | EXLR PURE POWER 276U

PUREBRED H PLD D BLK 9/25/2008 EXLR 276U NPM-1921638

GPFF BLAQUE RULON	BLACK DIAMOND	Act. BW	80
CARROUSELS PURE POWER	QUAIL RUN RAMONA BP	Adj. WW	549
TUBB FIRST CLASS 666F	WULFS RAMBLER 8400X	Adj. YW	1,103
	TUBB MISS P UPDATE 089Y	Adj. SC	31.4
COLE MONTANA SKY 36M	ANDERS JAG	Adj. IMF	2.35
EXLR REBECA 715P	COLE 87G	Adj. REA	15.9
EXLR REBECA 606M	AUTO BLACK DAKOTA 129J		
	EXLR REBECA 614H		

CED	BW	WW	YW	MA	CEM	SC	DOC	CW	RE	YG	MS	\$MI
4	2.4	42	83	12	3	0.7	4	14	.45	-.02	-.09	40

Calving-Ease
★★★

Homozygous Polled

Ranks in the Top 20% for Scrotal EPD. Dam is past Fast Forward sale feature who was produced by a past National Western Champion.

612 | EXLR PURE POWER 283U

PUREBRED D PLD D BLK 9/28/2008 EXLR 283U NPM-1922050

GPFF BLAQUE RULON	BLACK DIAMOND	Act. BW	76
CARROUSELS PURE POWER	QUAIL RUN RAMONA BP	Adj. WW	548
TUBB FIRST CLASS 666F	WULFS RAMBLER 8400X	Adj. YW	1,097
	TUBB MISS P UPDATE 089Y	Adj. SC	33.5
AUTO CIGAR 175E	LKCC TOMAHAWKS TOUCHDOWN	Adj. IMF	3.59
AUTO LAILA 805L	HC EXTRAORDINARY HCR 61X	Adj. REA	15.9
STBR DEMETRIA 669D	WRC PUNCH		
	STBR WENDY'S KIMMIE 194A		

CED	BW	WW	YW	MA	CEM	SC	DOC	CW	RE	YG	MS	\$MI
5	1.4	41	74	20	0	0.6	4	12	.44	.00	-.08	39

Calving-Ease
★★★★

Homozygous Polled

Ranks in the Top 20% for Scrotal EPD. A flush brother to Lot 611. Pure Power has worked well on Laila 805L.

614 | EXLR PURE POWER 279U

LIM-FLEX 75% D PLD BLK 9/26/2008 EXLR 279U LFM-1923860

GPFF BLAQUE RULON	BLACK DIAMOND	Act. BW	80
CARROUSELS PURE POWER	QUAIL RUN RAMONA BP	Adj. WW	478
TUBB FIRST CLASS 666F	WULFS RAMBLER 8400X	Adj. YW	934
	TUBB MISS P UPDATE 089Y	Adj. SC	32.9
EXLR PLD BENCHMARK 709G	WULFS DAWSON 4421D	Adj. IMF	2.86
EXLR MISS EMMA 1001L	PMDB ALLIANCE	Adj. REA	13.6
GREENWAY MISS EMULOUS 717	PINE DRIVE BIG SKY		
	GREENWAY MISS EMULOUS7138		

CED	BW	WW	YW	MA	CEM	SC	DOC	CW	RE	YG	MS	\$MI
5	2.2	40	76	7	0	0.4	1	8	.24	.00	-.04	41

Calving-Ease
★★★

Ranks in the Top 20% for Ribeye EPD and 10% for YG EPD. Flush brother to Lot 613 and whose Dam has produced more than \$100,000 in progeny sales.

616 | EXLR SATURN 8721U

90% H PLD H BLK 10/11/2008 EXLR 8721UNXM-1929837

CARROUSELS PURE POWER	GPFF BLAQUE RULON	Act. BW	80
EXLR SATURN 040S	TUBB FIRST CLASS 666F	Adj. WW	666
EXLR BAMBI 787M	EXLR RIGHT ON TIME 106J	Adj. YW	1,249
	EXLR BAMBI 001K	Adj. SC	34.6
EXLR PLD BENCHMARK 709G	WULFS DAWSON 4421D	Adj. IMF	3.70
EXLR JEN ANGEL 7290M	PMDB ALLIANCE	Adj. REA	14.2
OKLF JEN ANGEL 903J	WULFS DAWSON 4421D		
	WULF'S AUTUMN ANGEL 2505B		

CED	BW	WW	YW	MA	CEM	SC	DOC	CW	RE	YG	MS	\$MI
7	1.4	42	73	26	-1	0.7	9	16	.41	.11	-.08	39

Calving-Ease
★★★★

Homozygous Polled & Homozygous Black

Ranks in the Top 10% for Scrotal EPD, 10% for Ribeye EPD, and 30% for YG EPD. EXLR Saturn has worked well across the country; this herd sire is no exception.



617 | EXLR PEAK POWER 8711U

87% H PLD D BLK 9/27/2008 EXLR 8711UNXM-1929827

GPFF BLAQUE RULON
CARROUSELS PEAK POWER
 HC CHERISH

EXLR PLD BENCHMARK 709G
EXLR COUNTESS 119L
 EXLR 581G

BLACK DIAMOND
 QUAIL RUN RAMONA BP
 HC PLD MANHATTAN
 HACO MISTY MORNING
 WULFS DAWSON 4421D
 PMDB ALLIANCE
 CANE RIDGE MAVERICK 023D
 WK COUNTESS 3130

Act. BW 85
 Adj. WW 595
 Adj. YW 1,077
 Adj. SC 34.4
 Adj. IMF 3.41
 Adj. REA 16.3

CED	BW	WW	YW	MA	CEM	SC	DOC	CW	RE	YG	MS	\$MI
6	1.2	36	64	20	-2	0.5	11	5	.62	-.18	-.11	38

Calving-Ease
 ★★

Homozygous Polled

Ranks in the Top 20% for Scrotal EPD, 1% for Ribeye EPD, and 1% for YG EPD. Dam is a past show contender.

619 | EXLR PEAK POWER 8714U

87% D PLD D BLK 9/28/2008 EXLR 8714UNXM-1929830

GPFF BLAQUE RULON
CARROUSELS PEAK POWER
 HC CHERISH

EXLR RIGHT ON TIME 106J
EXLR DAISEY BEAUTY N004
 EXLR DAISEY BEAUTY 7224L

BLACK DIAMOND
 QUAIL RUN RAMONA BP
 HC PLD MANHATTAN
 HACO MISTY MORNING
 WULF'S COUNT DOWN 9251C
 EXLR 516G
 EXLR PLD BENCHMARK 709G
 EXLR 599F

Act. BW 96
 Adj. WW 676
 Adj. YW 1,054
 Adj. SC 33.5
 Adj. IMF 2.64
 Adj. REA 17.5

CED	BW	WW	YW	MA	CEM	SC	DOC	CW	RE	YG	MS	\$MI
1	3.7	42	70	26	-1	0.7	11	13	.78	-.25	-.17	38

Calving-Ease
 ★★

Ranks in the Top 10% for Scrotal EPD, 1% for Ribeye EPD, and 1% for YG EPD. This son of Peak Power has a nice Adj. REA at 17.5

621 | EXLR PLAYMAKER 8725U

18% H PLD D BLK 10/24/2008 EXLR 8725UNXM-1929840

M A R PLAYMAKER 3001
RR PLAYMAKER 5272
 JUANADA OF ROLLINROCK1651

H B A R NEW DESIGN 035
EXLR SUGAR N012
 EXLR SUGAR 7302L

G A R GRID MAKER
 K A F BLACKCAP 9053
 SITZ TRAVELER 7725
 JUANADA OF ROLLINROCK9710
 BON VIEW NEW DESIGN 1407
 P A F LADY PRIMROSE 6565
 EXLR PLD BENCHMARK 709G
 EXLR 542F

Act. BW 86
 Adj. WW 745
 Adj. YW 1,182
 Adj. SC 33.7
 Adj. IMF 3.89
 Adj. REA 13.7

CED	BW	WW	YW	MA	CEM	SC	DOC	CW	RE	YG	MS	\$MI
10	-2.5	43	85	24	0	N/A	3	5	-.47	.32	.24	49

Calving-Ease
 ★★★

Homozygous Polled

Ranks in the Top 20% for CE Direct and 10% for BW EPD. Don't miss this low Birth EPD son of RR Playmaker.

623 | EXLR MIDLAND 259U

LIM-FLEX 50% D PLD D BLK 9/21/2008 EXLR 259U LFM-1910420

TWIN VALLEY PRECISIONE161
BR MIDLAND
 BR ROYAL LASS 7036-19

LESF ASPHALT 9N
EXLR MOLLY 308R
 EXLR MOLLY 4139J

GAR PRECISION 1680
 WCC BLACKCAP C9
 S A F NEUTRON
 S A F ROYAL LASS 7036
 GPFF BLAQUE RULON
 GPFF EXTRA SWEET ELITE
 EXLR DAKOTA 353G
 EXLR MOLLY 343G

Act. BW 80
 Adj. WW 641
 Adj. YW 1,178
 Adj. SC 33.6
 Adj. IMF 3.35
 Adj. REA 15.0

CED	BW	WW	YW	MA	CEM	SC	DOC	CW	RE	YG	MS	\$MI
8	0.4	42	83	19	-1	0.2	3	10	-.29	.36	.41	55

Calving-Ease
 ★★★★★

Ranks in the Top 10% for Marbling EPD and 20% for \$MI. This son of BR Midland has a powerful pedigree and traces back to the famed EXLR Molly 343G.

618 | EXLR PEAK POWER 8701U

PUREBRED HRN D BLK 9/18/2008 EXLR 8701UNPM-1929818

GPFF BLAQUE RULON
CARROUSELS PEAK POWER
 HC CHERISH

COLE FIRST DOWN 46D
CARROUSELS JADA
 ELOR BLOSSOM 224B

BLACK DIAMOND
 QUAIL RUN RAMONA BP
 HC PLD MANHATTAN
 HACO MISTY MORNING
 LKCC TOMAHAWKS TOUCHDOWN
 2 155P
 ORION
 HOLJO 30

Act. BW 90
 Adj. WW 657
 Adj. YW 1,138
 Adj. SC 34.0
 Adj. IMF 2.67
 Adj. REA 16.5

CED	BW	WW	YW	MA	CEM	SC	DOC	CW	RE	YG	MS	\$MI
3	2.3	44	77	25	4	0.7	15	19	.73	-.14	-.15	39

Calving-Ease
 ★★

Ranks in the Top 30% for Milk EPD, 20% for Scrotal EPD, 10% for Ribeye EPD, and 20% for YG EPD. Sired by Peak Power, and whose dam traces back to the famed Holijo cow family.

620 | EXLR PLAYMAKER 8723U

LIM-FLEX 31% PLD H BLK 10/20/2008 EXLR 8723ULFM-1929838

M A R PLAYMAKER 3001
RR PLAYMAKER 5272
 JUANADA OF ROLLINROCK1651

EXLR RESOLVE 510K
EXLR EILEEN 046M
 EXLR EILEEN 910J

G A R GRID MAKER
 K A F BLACKCAP 9053
 SITZ TRAVELER 7725
 JUANADA OF ROLLINROCK9710
 EXLR PLD RESOLVE 175G
 EXAR ERICA 5246
 WULFS GUARDIAN 5074G
 EXLR 571F

Act. BW 84
 Adj. WW 717
 Adj. YW 1,304
 Adj. SC 36.5
 Adj. IMF 2.95
 Adj. REA 17.4

CED	BW	WW	YW	MA	CEM	SC	DOC	CW	RE	YG	MS	\$MI
10	-1.1	45	95	29	-1	N/A	N/A	11	-.32	.24	.15	47

Calving-Ease
 ★★★

Homozygous Black

Ranks in the Top 20% for CE Direct, 30% for BW EPD, 20% for Milk EPD, and 30% for YW EPD. This son of RR Playmaker has a nice Birth to Yearling EPD spread.

622 | EXLR LODESTAR 239U

LIM-FLEX 75% H PLD H BLK 9/11/2008 EXLR 239U LFM-1910338

HUNTS HI-LITER 245G
JCL LODESTAR 27L
 LOGAN'S CHEERLEADER 280G

CONNEALY FREIGHTLINER
JLWM 642S
 OTSS SHASTA

WADDLES COBALT 3106
 TNUH MISS C245
 COLE FIRST DOWN 46D
 TTCC CONFIDENCE MAKER
 BON VIEW BANDO 598
 JOANA ERICA OF CONANGA
 LVL5 PLD BLACK JACK
 YKCL MISS VIRGINIAN R103V

Act. BW 78
 Adj. WW 621
 Adj. YW 1,005
 Adj. SC 33.2
 Adj. IMF 3.19
 Adj. REA 11.4

CED	BW	WW	YW	MA	CEM	SC	DOC	CW	RE	YG	MS	\$MI
11	-0.2	49	101	24	7	0.6	12	40	.06	.21	.12	48

Calving-Ease
 ★★★

Homozygous Polled & Homozygous Black

Ranks in the Top 20% for CE Direct, 2% for CE Maternal, 20% for YW EPD, and 20% for Scrotal EPD. This son of Lodestar has it all—phenotype and a great EPD profile.

624 | EXLR EXCELLANCE 8709U

PUREBRED H PLD H BLK 9/25/2008 EXLR 8709UNPM-1929825

EXLR PLD RESOLVE 175G
EXLR EXCELLANTE 251L
 EXLR 199H

EXLR DAKOTA 353G
MDPL PERFECT MARGARITA
 MAGS HOLLYANNA

KRMC BLACK LEGACY 917B
 LKCC SMITH CATTLE 110C
 WULFS FANFARE 4055F
 EXLR 558F
 WULF'S COUNT DOWN 9251C
 CANE RIDGE DAPHNE 011D
 LVL5 PLD BLACK JACK
 MAGS CAFFEINE FREE

Act. BW 85
 Adj. WW 697
 Adj. YW 1,060
 Adj. SC 32.4
 Adj. IMF 3.66
 Adj. REA 12.0

CED	BW	WW	YW	MA	CEM	SC	DOC	CW	RE	YG	MS	\$MI
3	2.5	48	84	38	-2	1.2	19	33	.10	.09	.01	44

Calving-Ease
 ★★

Homozygous Polled & Homozygous Black

Ranks in the Top 30% for WW EPD, 1% for Milk EPD, 1% for Scrotal EPD, 30% for Docility EPD. A stout-made son of the HOMO black, HOMO polled syndicated sire, EXLR Excellante 251L.



LIMOUSIN *Big, Stout Fall Yearlings*

625 | EXLR ASPHALT 277U

PUREBRED	PLD	BLK	9/26/2008	EXLR 277U	NPM-1921639	Act. BW	70
GPFF BLAQUE RULON	BLACK DIAMOND				Adj. WW	583
LESF ASPHALT 9N	QUAIL RUN RAMONA BP				Adj. YW	1,155
GPFF EXTRA SWEET ELITE	LKCC TOMAHAWKS TOUCHDOWN				Adj. SC	36.9
SOGF SPECIAL K 247B	HC EXTRAORDINARY HCR 61X				Adj. IMF	2.94
SLF JEZABEL	GOLDENVIEW KRUGERRAND 250K				Adj. REA	17.1
DVFC ROYAL DREAM 1105D	SOGF LONESOME DOVE 832W					
		TEXS RANGER PRIMO					
		SOULES QUEEN 35V					

CED	BW	WW	YW	MA	CEM	SC	DOC	CW	RE	YG	MS	\$MI
0	2.0	40	72	30	-7	0.4	11	2	.44	-16	-08	40

Calving-Ease
★★★

Ranks in the Top 5% for Milk EPD and 20% for YG EPD.
Sired by the phenotype king Asphalt N9 and produced by the matriarch donor SLF Jezabel.

627 | EXLR ASPHALT 313U

LIM-FLEX 75% D PLD D BLK	11/1/2008	EXLR 313U	LFM-1913402	Act. BW	84
GPFF BLAQUE RULON	BLACK DIAMOND		Adj. WW	640
LESF ASPHALT 9N	QUAIL RUN RAMONA BP		Adj. YW	1,241
GPFF EXTRA SWEET ELITE	LKCC TOMAHAWKS TOUCHDOWN		Adj. SC	33.5
EXAR NEW LOOK 2971	HC EXTRAORDINARY HCR 61X		Adj. IMF	3.17
EXLR JADE 309R	BON VIEW NEW DESIGN 1407		Adj. REA	16.6
EXLR JADE 7280N	N BAR PRIMROSE 2424			
		EXLR DAKOTA 353G			
		TUBB JADE 916J			

CED	BW	WW	YW	MA	CEM	SC	DOC	CW	RE	YG	MS	\$MI
3	2.4	42	81	28	-3	0.7	7	12	.19	.06	.16	48

Calving-Ease
★★★

Ranks in the Top 30% for Milk EPD, 10% for Scrotal EPD, 30% for Ribeye EPD, and 20% for YG EPD.
Asphalt has worked well on New Look daughters.

629 | EXLR ASPHALT 293U

LIM-FLEX 75% H PLD H BLK	10/3/2008	EXLR 293U	LFM-1922469	Act. BW	60
GPFF BLAQUE RULON	BLACK DIAMOND		Adj. WW	551
LESF ASPHALT 9N	QUAIL RUN RAMONA BP		Adj. YW	1,033
GPFF EXTRA SWEET ELITE	LKCC TOMAHAWKS TOUCHDOWN		Adj. SC	33.2
NORTHERN IMPROVEMENT 4480	HC EXTRAORDINARY HCR 61X		Adj. IMF	2.83
EXLR REBECA 7130M	TC STOCKMAN 365		Adj. REA	14.5
EXLR REBECA 614H	BLACKCAP OF RR 5367			
		WULFS DAWSON 4421D			
		LVL5 REBECA			

CED	BW	WW	YW	MA	CEM	SC	DOC	CW	RE	YG	MS	\$MI
3	2.5	38	74	24	-4	0.7	18	2	-21	.19	.05	42

Calving-Ease
★★★

Homozygous Polled & Homozygous Black
Ranks in the Top 10% for Scrotal EPD and 30% for Docility EPD.
Produced by EXLR Rebeca 7130M, a direct daughter of the famed EXLR Rebeca 614H.

631 | EXLR ASPHALT 299U

PUREBRED	D PLD D BLK	10/12/2008	EXLR 299U	NPM-1912345	Act. BW	88
GPFF BLAQUE RULON	BLACK DIAMOND			Adj. WW	594
LESF ASPHALT 9N	QUAIL RUN RAMONA BP			Adj. YW	1,021
GPFF EXTRA SWEET ELITE	LKCC TOMAHAWKS TOUCHDOWN			Adj. SC	34.2
AUTO BLACK DAKOTA 129J	HC EXTRAORDINARY HCR 61X			Adj. IMF	2.21
EXLR REBECA 606M	EXLR DAKOTA 353G			Adj. REA	14.0
EXLR REBECA 614H	DFLC JET SET BPC 34Y				
		WULFS DAWSON 4421D				
		LVL5 REBECA				

CED	BW	WW	YW	MA	CEM	SC	DOC	CW	RE	YG	MS	\$MI
3	2.9	37	73	22	-3	0.8	14	-6	.13	-06	-14	37

Calving-Ease
★★

Ranks in the Top 10% for Scrotal EPD.
The donor-dam of this herd sire is the \$100,000 Fast Forward sale feature and past National Western Champion, EXLR Rebeca 606M.

626 | EXLR ASPHALT 286U

PUREBRED	PLD	BLK	9/29/2008	EXLR 286U	NPM-1927553	Act. BW	86
GPFF BLAQUE RULON	BLACK DIAMOND				Adj. WW	578
LESF ASPHALT 9N	QUAIL RUN RAMONA BP				Adj. YW	1,113
GPFF EXTRA SWEET ELITE	LKCC TOMAHAWKS TOUCHDOWN				Adj. SC	33.5
SOGF SPECIAL K 247B	HC EXTRAORDINARY HCR 61X				Adj. IMF	3.32
SLF JEZABEL	GOLDENVIEW KRUGERRAND 250K				Adj. REA	13.4
DVFC ROYAL DREAM 1105D	SOGF LONESOME DOVE 832W					
		TEXS RANGER PRIMO					
		SOULES QUEEN 35V					

CED	BW	WW	YW	MA	CEM	SC	DOC	CW	RE	YG	MS	\$MI
0	3.1	41	75	30	-7	0.4	11	-5	.36	-19	-09	40

Calving-Ease
★★

Ranks in the Top 5% for Milk EPD and 10% for YG EPD.
Full brother to Lot 625.

628 | EXLR ASPHALT 265U

LIM-FLEX 75% H PLD D BLK	9/22/2008	EXLR 265U	LFM-1921631	Act. BW	88
GPFF BLAQUE RULON	BLACK DIAMOND		Adj. WW	558
LESF ASPHALT 9N	QUAIL RUN RAMONA BP		Adj. YW	1,113
GPFF EXTRA SWEET ELITE	LKCC TOMAHAWKS TOUCHDOWN		Adj. SC	33.2
NORTHERN IMPROVEMENT 4480	HC EXTRAORDINARY HCR 61X		Adj. IMF	3.35
EXLR REBECA 7130M	TC STOCKMAN 365		Adj. REA	12.2
EXLR REBECA 614H	BLACKCAP OF RR 5367			
		WULFS DAWSON 4421D			
		LVL5 REBECA			

CED	BW	WW	YW	MA	CEM	SC	DOC	CW	RE	YG	MS	\$MI
3	3.5	42	79	24	-4	0.7	18	10	-15	.21	.06	43

Calving-Ease
★★

Homozygous Polled
Ranks in the Top 10% for Scrotal EPD and 30% for Docility EPD.
Sired by Asphalt 9N and produced by an outstanding Northern Improvement dam.

630 | EXLR ASPHALT 292U

LIM-FLEX 75% D PLD D BLK	10/3/2008	EXLR 292U	LFM-1922468	Act. BW	62
GPFF BLAQUE RULON	BLACK DIAMOND		Adj. WW	484
LESF ASPHALT 9N	QUAIL RUN RAMONA BP		Adj. YW	981
GPFF EXTRA SWEET ELITE	LKCC TOMAHAWKS TOUCHDOWN		Adj. SC	31.7
NORTHERN IMPROVEMENT 4480	HC EXTRAORDINARY HCR 61X		Adj. IMF	2.50
EXLR REBECA 7130M	TC STOCKMAN 365		Adj. REA	13.5
EXLR REBECA 614H	BLACKCAP OF RR 5367			
		WULFS DAWSON 4421D			
		LVL5 REBECA			

CED	BW	WW	YW	MA	CEM	SC	DOC	CW	RE	YG	MS	\$MI
3	2.5	38	74	24	-4	0.7	18	2	-21	.19	.05	42

Calving-Ease
★★★

Ranks in the Top 10% for Scrotal EPD and 30% for Docility EPD.
Full brothers sell as Lots 628 and 629. This is a very powerful pedigree.

632 | EXLR ASPHALT 302U

PUREBRED	D PLD BLK	10/13/2008	EXLR 302U	NPM-1912348	Act. BW	90
GPFF BLAQUE RULON	BLACK DIAMOND		Adj. WW	602	
LESF ASPHALT 9N	QUAIL RUN RAMONA BP		Adj. YW	1,151	
GPFF EXTRA SWEET ELITE	LKCC TOMAHAWKS TOUCHDOWN		Adj. SC	34.2	
AUTO BLACK DAKOTA 129J	HC EXTRAORDINARY HCR 61X		Adj. IMF	2.42	
EXLR SKYMERE 506P	EXLR DAKOTA 353G		Adj. REA	14.1	
JCL KELSI	DFLC JET SET BPC 34Y				
		JCL BLACK OUT				
		MAID OF HONOR				

CED	BW	WW	YW	MA	CEM	SC	DOC	CW	RE	YG	MS	\$MI
0	3.5	41	80	26	-3	0.5	13	-1	.21	-05	-10	39

Calving-Ease
★★

Ranks in the Top 20% for Milk EPD and 30% for Scrotal EPD.
A very prestigious pedigree combining Asphalt N9 and the North American Champion Female, EXLR Skymere 506P.



633 | EXLR MODERATOR 261U

81% H PLD D BLK 9/22/2008 EXLR 261U NXM-1910422

EXLR JUDO 459J WULFS GUARDIAN 5074G
 EXLR MODERATOR 053M CM PLD KATIE
 EXLR EMPRESS 502K EXLR PLD RESOLVE 175G
 LESF ASPHALT 9N B&L EMPRESS 2117
 EXLR QUEEN 149S GPF BLAQUE RULON
 EXLR QUEEN 146K GPF EXTRA SWEET ELITE
 EXLR PLD BENCHMARK 709G
 EXLR 511G

Act. BW 83
 Adj. WW 545
 Adj. YW 972
 Adj. SC 31.7
 Adj. IMF 3.61
 Adj. REA 13.8

CED	BW	WW	YW	MA	CEM	SC	DOC	CW	RE	YG	MS	\$MI
8	-0.4	36	64	24	-4	0.3	5	5	.02	.08	-.04	39

Calving-Ease
 ★★★

Homozygous Polled

Ranks in the Top 30% for YG EPD.

This Moderator son traces back to EXLR Queen 146K, a great Lim-Flex female.

635 | EXLR PRIME CUT 310U

LIM-FLEX 50% D PLD BLK 10/31/2008 EXLR 310U LFM-1913399

THREE TREES PRIME CUT 014... SUMMITCREST PRIME CUT 1G4
 WK PRIME CUT 5199 BLACK TOOTH LADY B 380
 WK BLACKBERRY 1860 MW BLACK POWER 388 54X473
 WK BLACKBERRY 7391
 EXLR DAKOTA 353G WULF'S COUNT DOWN 9251C
 EXLR MAGIC MARY 900N CANE RIDGE DAPHNE 011D
 LOGAN'S MAGIC MARY HARVEST OLYMPUS
 MOSR MAGIC TOUCH 122A

Act. BW 70
 Adj. WW 579
 Adj. YW 1,085
 Adj. SC 34.0
 Adj. IMF 3.79
 Adj. REA 14.3

CED	BW	WW	YW	MA	CEM	SC	DOC	CW	RE	YG	MS	\$MI
9	-0.4	48	92	28	1	N/A	N/A	15	.05	.09	-.04	42

Calving-Ease
 ★★★★★

Ranks in the Top 30% for CE Direct, 30% for Milk EPD, and 30% for YG EPD. This herd sire is by WK Prime Cut and is produced by a daughter of the dominant sire EXLR Dakota 353G.

637 | EXLR PRIME CUT 175U

LIM-FLEX 50% D PLD H BLK 5/9/2008 EXLR 175U LFM-1902370

THREE TREES PRIME CUT 014... SUMMITCREST PRIME CUT 1G4
 WK PRIME CUT 5199 BLACK TOOTH LADY B 380
 WK BLACKBERRY 1860 MW BLACK POWER 388 54X473
 WK BLACKBERRY 7391
 COLE 61M COLE FIRST DOWN 46D
 EXLR JENNA 158P COLE 23F
 EXLR JENNA 751L EXLR PLD RESOLVE 175G
 EXLR 817F

Act. BW 76
 Adj. WW 656
 Adj. YW 1,034
 Adj. SC 37.5
 Adj. IMF 3.80
 Adj. REA 11.5

CED	BW	WW	YW	MA	CEM	SC	DOC	CW	RE	YG	MS	\$MI
14	-2.0	41	84	23	3	N/A	N/A	18	-.08	.17	.09	44

Calving-Ease
 ★★★★★

Inconclusive Polled Results & Homozygous Black

Ranks in the Top 2% for CE Direct, 30% for CE Maternal, and 10% for BW. Dam was a past show contender and Fast Forward sale feature.

639 | EXLR PURE POWER Z 124U

PUREBRED H PLD D BLK 3/14/2008 EXLR 124U NPM-1905473

GPF BLAQUE RULON BLACK DIAMOND
 CARROUSELS PURE POWER QUAIL RUN RAMONA BP
 TUBB FIRST CLASS 666F WULFS RAMBLER 8400X
 TUBB MISS P UPDATE 089Y
 EXLR PLD RESOLVE 175G KRMC BLACK LEGACY 917B
 EXLR ALLIANCE 020M LKCC SMITH CATTLE 110C
 EXLR ALLIANCE 706G WULFS DAWSON 4421D
 PMDB ALLIANCE

Act. BW 110
 Adj. WW 644
 Adj. YW 1,067
 Adj. SC 32.9
 Adj. IMF 2.92
 Adj. REA 15.9

CED	BW	WW	YW	MA	CEM	SC	DOC	CW	RE	YG	MS	\$MI
6	5.1	47	79	8	-1	0.7	4	21	.59	-.11	-.09	42

Calving-Ease
 ★

Homozygous Polled

Ranks in the Top 30% for WW EPD, 20% for Scrotal EPD, and 30% for YG EPD. This is a very recognizable and powerful pedigree. Dam is a past show contender and sale feature.

634 | EXLR MODERATOR 250U

LIM-FLEX 59% H PLD H BLK 9/17/2008 EXLR 250U LFM-1910412

EXLR JUDO 459J WULFS GUARDIAN 5074G
 EXLR MODERATOR 053M CM PLD KATIE
 EXLR EMPRESS 502K EXLR PLD RESOLVE 175G
 EXLR EXCELLANTE 251L B&L EMPRESS 2117
 EXLR QUEENMOTHER 7274S EXLR PLD RESOLVE 175G
 EXAR QUEENMOTHER 5320 EXLR 199H
 SUMMITCREST QUEEN MOTHER 0A6
 RITO 3W3 OF 012 RITO 9FB3

Act. BW 76
 Adj. WW 742
 Adj. YW 1,189
 Adj. SC 32.5
 Adj. IMF 3.04
 Adj. REA 15.7

CED	BW	WW	YW	MA	CEM	SC	DOC	CW	RE	YG	MS	\$MI
9	-0.9	39	69	29	-3	0.6	9	21	-.30	.28	.03	40

Calving-Ease
 ★★★★★

Homozygous Polled & Homozygous Black

Ranks in the Top 30% for CE Direct, 30% for BW EPD, 20% for Milk EPD, and 20% for Scrotal EPD. Sired by Moderator and produced by the dam of EXLR Excellante 251L.

636 | EXLR NEW LOOK 095U

LIM-FLEX 37% H PLD H BLK 3/5/2008 EXLR 095U LFM-1898168

EXAR NEW LOOK 2971 BON VIEW NEW DESIGN 1407
 EXAR NEW LOOK 6531 N BAR PRIMROSE 2424
 EXAR ROSE 308 LEACHMAN DIAMONDBACK
 JCL LODESTAR 27L REVOLUTION ROSE OF RR0910
 HUNTS HI-LITER 245G
 EXLR LUCY 072S LOGAN'S CHERLEADER 280G
 MINE PLD THE DUKE 1788L
 LOGAN'S 208P THOMAS LUCY 0044

Act. BW 70
 Adj. WW 656
 Adj. YW 1,156
 Adj. SC 40.0
 Adj. IMF 3.47
 Adj. REA 15.5

CED	BW	WW	YW	MA	CEM	SC	DOC	CW	RE	YG	MS	\$MI
10	-1.9	47	102	27	4	N/A	N/A	35	-.19	.47	.39	55

Calving-Ease
 ★★★★★

Homozygous Polled & Homozygous Black

Ranks in the Top 20% for CE Direct, 20% for CE Maternal, 20% for BW EPD, 20% for YW EPD, 20% for Marbling EPD, and 20% for \$MI. Check out this EPD profile with this son of EXAR New Look. Great Birth to Yearling EPD spread.

638 | EXLR MIDLAND 155U

LIM-FLEX 25% D PLD H BLK 4/11/2008 EXLR 155U LFM-1902356

BR MIDLAND TWIN VALLEY PRECISIONE161
 EXAR MIDLAND 5526 BR ROYAL LASS 7036-19
 EXAR SARAS DREAM 9809 A&B YUKON 7150
 SARAS DREAM
 G A R INTEGRITY BON VIEW NEW DESIGN 1407
 G A R PRECISION 1019
 MAGS SHINCRACKER DJ GENTLEMAN IN BLACK
 MAGS NUTCRACKER MISS WOLFETTE 9054X

Act. BW 82
 Adj. WW 604
 Adj. YW 1,047
 Adj. SC 33.7
 Adj. IMF 4.27
 Adj. REA 13.4

CED	BW	WW	YW	MA	CEM	SC	DOC	CW	RE	YG	MS	\$MI
N/A	0.2	44	90	24	N/A	N/A	N/A	2	-.81	.59	.71	64

Calving-Ease
 ★★★

Homozygous Black

Ranks in the Top 1% for Marbling EPD and 1% for \$MI. Nice EPD profile. Don't overlook this prospect with a 64 \$MI and great Birth to Yearling EPD spread.

640 | EXLR PURE POWER Z 120U

PUREBRED H PLD H BLK 3/12/2008 EXLR 120U NPM-1905470

GPF BLAQUE RULON BLACK DIAMOND
 CARROUSELS PURE POWER QUAIL RUN RAMONA BP
 TUBB FIRST CLASS 666F WULFS RAMBLER 8400X
 TUBB MISS P UPDATE 089Y
 EXLR PLD RESOLVE 175G KRMC BLACK LEGACY 917B
 EXLR ALLIANCE 020M LKCC SMITH CATTLE 110C
 EXLR ALLIANCE 706G WULFS DAWSON 4421D
 PMDB ALLIANCE

Act. BW 90
 Adj. WW 538
 Adj. YW 994
 Adj. SC 31.8
 Adj. IMF 3.27
 Adj. REA 13.7

CED	BW	WW	YW	MA	CEM	SC	DOC	CW	RE	YG	MS	\$MI
6	2.2	37	68	8	-1	0.7	4	-3	.30	-.08	-.08	39

Calving-Ease
 ★★

Homozygous Polled & Homozygous Black

Ranks in the Top 20% for Scrotal EPD. Flush brother to Lot 639. Don't overlook this son of Pure Power.

641 | EXLR ASPHALT Z 139U

PUREBRED	H PLD	H BLK	3/19/2008	EXLR 139U	NPM-1905481	Act. BW	94
GPFF BLAQUE RULON	BLACK DIAMOND	Adj. WW	617				
LESF ASPHALT 9N	QUAIL RUN RAMONA BP	Adj. YW	1,003				
GPFF EXTRA SWEET ELITE	LKCC TOMAHAWKS TOUCHDOWN	Adj. SC	37.1				
EXLR PLD RESOLVE 175G	HC EXTRAORDINARY HCR 61X	Adj. IMF	3.19				
EXLR ALLIANCE 020M	KRMC BLACK LEGACY 917B	Adj. REA	12.5				
EXLR ALLIANCE 706G	LKCC SMITH CATTLE 110C						
	WULFS DAWSON 4421D						
	PMDB ALLIANCE						

CED	BW	WW	YW	MA	CEM	SC	DOC	CW	RE	YG	MS	\$MI
5	2.8	32	55	18	-6	1.1	11	-7	.17	-.01	-.07	37

Calving-Ease
★★

Homozygous Polled & Homozygous Black

Ranks in the Top 1% for Scrotal EPD.
Full brother sells as Lot 642. Sired by the phenomenal Express sire Asphalt 9N.

643 | EXLR BENCHMARK 8579U

87%	D PLD	D BLK	4/20/2008	EXLR 8579UNXM-1911698	Act. BW	112
WULFS DAWSON 4421D	LKCC TOMAHAWKS TOUCHDOWN	Adj. WW	635			
EXLR PLD BENCHMARK 709G	MISS WOLFETTE 4221S	Adj. YW	991			
PMDB ALLIANCE	URANUS	Adj. SC	34.6			
MOSR MAGIC PUNCH 50E	WLCC BLACK INTRIGUE	Adj. IMF	3.74			
LOGAN'S KALA 315K	WRC PUNCH	Adj. REA	13.1			
QUAIL RUN 143H	MOSR MAGIC TOUCH 122A					
	QUAIL RUN BIG BOY BP					
	QUAIL RUN BESSIE					

CED	BW	WW	YW	MA	CEM	SC	DOC	CW	RE	YG	MS	\$MI
5	4.0	41	75	16	-1	0.4	11	1	.42	-.08	-.12	39

Calving-Ease
★

Ranks in the Top 5% for Ribeye EPD and 3% for YG EPD.
Sired by the past National Western Stock Show Champion Bull, EXLR Benchmark 709G.

645 | EXLR SATURN 159U

LIM-FLEX 59%	H PLD	D BLK	4/15/2008	EXLR 159U	LFM-1914923	Act. BW	100
CARROUSELS PURE POWER	GPFF BLAQUE RULON	Adj. WW	653				
EXLR SATURN 040S	TUBB FIRST CLASS 666F	Adj. YW	1,091				
EXLR BAMBÌ 787M	EXLR RIGHT ON TIME 106J	Adj. SC	36.4				
H B A R NEW DESIGN 035	EXLR BAMBÌ 001K	Adj. IMF	3.68				
EXLR BARDOLIER N060	BON VIEW NEW DESIGN 1407	Adj. REA	14.6				
EXLR BARDOLIER 7211L	P A F LADY PRIMROSE 6565						
	EXLR PLD BENCHMARK 709G						
	EXLR 5110F						

CED	BW	WW	YW	MA	CEM	SC	DOC	CW	RE	YG	MS	\$MI
7	0.8	48	79	30	1	0.5	6	28	.25	.15	.20	50

Calving-Ease
★

Homozygous Polled

Ranks in the Top 20% for Milk EPD, 20% for Scrotal EPD, and 20% for Ribeye EPD. Sired by EXLR Saturn, the top-selling bull in our 2007 Spring Bull Sale.

647 | EXLR SATURN 8537U

90%	PLD	BLK	4/5/2008	EXLR 8537UNXM-1911666	Act. BW	89
CARROUSELS PURE POWER	GPFF BLAQUE RULON	Adj. WW	645			
EXLR SATURN 040S	TUBB FIRST CLASS 666F	Adj. YW	945			
EXLR BAMBÌ 787M	EXLR RIGHT ON TIME 106J	Adj. SC	32.9			
DVFC COOKIE MONSTER 108H	EXLR BAMBÌ 001K	Adj. IMF	3.70			
EXLR SCARLET 7165N	CHAZ FIRST CHOICE 6004F	Adj. REA	12.8			
DVFC 944G	SLVL ANGEL COOKIE 140D					
	TUBB GRINDER 749D					
	MEGE SCARLET					

CED	BW	WW	YW	MA	CEM	SC	DOC	CW	RE	YG	MS	\$MI
9	1.8	40	66	26	8	0.5	12	17	.37	-.03	-.05	40

Calving-Ease
★★★

Ranks in the Top 30% for CE Direct, 1% for CE Maternal, 20% for Scrotal EPD, 10% for Ribeye EPD, and 10% for YG EPD. Sired by the \$120,000 EXLR Saturn 040S and tracing back to the outstanding DVFC 944G.

642 | EXLR ASPHALT Z 130U

PUREBRED	H PLD	H BLK	3/17/2008	EXLR 130U	NPM-1905475	Act. BW	80
GPFF BLAQUE RULON	BLACK DIAMOND	Adj. WW	543				
LESF ASPHALT 9N	QUAIL RUN RAMONA BP	Adj. YW	924				
GPFF EXTRA SWEET ELITE	LKCC TOMAHAWKS TOUCHDOWN	Adj. SC	31.0				
EXLR PLD RESOLVE 175G	HC EXTRAORDINARY HCR 61X	Adj. IMF	3.6				
EXLR ALLIANCE 020M	KRMC BLACK LEGACY 917B	Adj. REA	12.3				
EXLR ALLIANCE 706G	LKCC SMITH CATTLE 110C						
	WULFS DAWSON 4421D						
	PMDB ALLIANCE						

CED	BW	WW	YW	MA	CEM	SC	DOC	CW	RE	YG	MS	\$MI
5	0.9	24	45	18	-6	0.4	11	-22	.05	-.07	-.04	36

Calving-Ease
★★★★

Homozygous Polled & Homozygous Black

The donor-dam of this herd sire is a remarkable EXLR Polled Resolve daughter.

644 | EXLR SATURN 715U

LIM-FLEX 59%	H PLD	H BLK	3/14/2008	EXLR 715U	LFM-1898809	Act. BW	90
CARROUSELS PURE POWER	GPFF BLAQUE RULON	Adj. WW	605				
EXLR SATURN 040S	TUBB FIRST CLASS 666F	Adj. YW	1,027				
EXLR BAMBÌ 787M	EXLR RIGHT ON TIME 106J	Adj. SC	35.3				
EXAR MIDLAND 3913	EXLR BAMBÌ 001K	Adj. IMF	4.04				
EXLR DAISEY BEAUTY 093R	BR MIDLAND	Adj. REA	11.9				
EXLR DAISEY BEAUTY N004	BASIN TROJAN ERICA 853K						
	EXLR RIGHT ON TIME 106J						
	EXLR DAISEY BEAUTY 7224L						

CED	BW	WW	YW	MA	CEM	SC	DOC	CW	RE	YG	MS	\$MI
5	2.1	46	79	23	0	0.7	N/A	4	.00	.12	-.07	45

Calving-Ease
★★

Homozygous Polled & Homozygous Black

Ranks in the Top 10% for Scrotal EPD.
Sired by the past National Western Stock Show Champion Bull, EXLR Saturn 040S.

646 | EXLR SATURN 8522U

91%	D PLD	H BLK	4/3/2008	EXLR 8522UNXM-1911656	Act. BW	100
CARROUSELS PURE POWER	GPFF BLAQUE RULON	Adj. WW	708			
EXLR SATURN 040S	TUBB FIRST CLASS 666F	Adj. YW	933			
EXLR BAMBÌ 787M	EXLR RIGHT ON TIME 106J	Adj. SC	30.8			
EXLR POWER UP 009J	EXLR BAMBÌ 001K	Adj. IMF	3.87			
EXLR LOCKET 7162L	WULFS FANFARE 4055F	Adj. REA	10.1			
EXLR 721J	EXLR MISS POWER 250F					
	STZZ PLD YUKON 50E					
	JLSG 121F					

CED	BW	WW	YW	MA	CEM	SC	DOC	CW	RE	YG	MS	\$MI
4	2.4	45	66	28	2	0.4	N/A	12	.24	-.03	-.03	42

Calving-Ease
★

Homozygous Black

Ranks in the Top 30% for Milk EPD, 20% for Ribeye EPD, and 10% for YG EPD. Powerful pedigree in this herd-sire prospect. Dam has produced many sale features.

648 | EXLR EXCELLANTE 8426U

81%	D PLD	H BLK	2/9/2008	EXLR 8426UNXM-1913880	Act. BW	94
EXLR PLD RESOLVE 175G	KRMC BLACK LEGACY 917B	Adj. WW	670			
EXLR EXCELLANTE 251L	LKCC SMITH CATTLE 110C	Adj. YW	1,036			
EXLR 199H	WULFS FANFARE 4055F	Adj. SC	31.8			
RADS BLACK PRODIGY	EXLR 558F	Adj. IMF	3.35			
EXLR FUTURE 7109S	COLE FIRST DOWN 46D	Adj. REA	10.2			
EXLR MISS FUTURE 7256L	RADS POLL BLACK POWDER I					
	EXLR DAKOTA 353G					
	C&C MISS FUTURE 3070					

CED	BW	WW	YW	MA	CEM	SC	DOC	CW	RE	YG	MS	\$MI
4	3.4	42	74	28	-4	0.9	22	26	.06	.05	.03	43

Calving-Ease
★★

Homozygous Black

Ranks in the Top 30% for Milk EPD, 1% for Scrotal EPD, 10% for Docility EPD, 20% for YG EPD. Sired by the syndicated HOMO black, HOMO Polled EXLR Excellante 251L.



649 | EXLR EXCELLANTE 8498U

PUREBRED PLD D BLK 3/27/2008 EXLR 8498UNPM-1911635

EXLR PLD RESOLVE 175G KRMC BLACK LEGACY 917B
 EXLR EXCELLANTE 251L LKCC SMITH CATTLE 110C
 EXLR 199H WULFS FANFARE 4055F
 WULFS GUARDIAN 5074G EXLR 558F
 EXLR MOLLY 610N WULFS RAMBLER 8400X
 EXLR MOLLY 4139J WULFS EXAMPLE 5074E
 EXLR DAKOTA 353G
 EXLR MOLLY 343G

Act. BW 89
 Adj. WW 611
 Adj. YW 904
 Adj. SC 35.5
 Adj. IMF 3.01
 Adj. REA 11.1

CED	BW	WW	YW	MA	CEM	SC	DOC	CW	RE	YG	MS	\$MI
8	0.3	35	67	30	-2	0.7	23	13	.25	.00	-.08	38

Calving-Ease
 ★★★

Ranks in the Top 30% for CE Direct, 5% for Milk EPD, 20% for Scrotal EPD, and 30% for Docility EPD. A very predictable pedigree. Dam traces back to the matriarch donor EXLR Molly 343G.

651 | EXLR MIDLAND 8108W

LIM-FLEX 25% H PLD D BLK 1/22/2009 EXLR 8108WLFM-1937841

TWIN VALLEY PRECISIONE161 ... GAR PRECISION 1680
 BR MIDLAND WCC BLACKCAP C9
 BR ROYAL LASS 7036-19 S A F NEUTRON
 S A F ROYAL LASS 7036
 EXLR PACESETTER 1007P BR MIDLAND
 EXLR 208P 8009T EXLR REBECA 614H
 MINE PLD THE DUKE 1788L
 LOGAN'S 208P THOMAS LUCY 0044

Act. BW 80
 Adj. WW 653
 Adj. YW 1,297
 Adj. SC 37.3
 Adj. IMF 5.26
 Adj. REA 12.4

CED	BW	WW	YW	MA	CEM	SC	DOC	CW	RE	YG	MS	\$MI
6	1.3	54	107	17	0	0.3	-2	38	-.46	.64	.72	67

Calving-Ease
 ★★★★★

Homozygous Polled

Ranks in the Top 20% for WW EPD, 10% for YW EPD, 1% for Marbling EPD, and 1% for \$MI. This bull is sired by the record-setting Express AI sire, BR Midland. Check out this great EPD profile.

653 | EXLR FRANCHISE 039W

LIM-FLEX 50% H PLD D BLK 2/10/2009 EXLR 039W LFM-1937011

C A FUTURE DIRECTION 5321 ... GAR PRECISION 1680
 BASIN FRANCHISE P142 C A MISS POWER FIX 308
 BASIN CHLOE 812L GARDENS EXPEDITION
 BASIN CHLOE 6198
 AUTO BLACK DAKOTA 129J EXLR DAKOTA 353G
 EXLR REBECA 606M DFLC JET SET BPC 34Y
 WULFS DAWSON 4421D
 EXLR REBECA 614H LVLS REBECA

Act. BW 80
 Adj. WW 724
 Adj. YW 1,405
 Adj. SC 38.6
 Adj. IMF 3.92
 Adj. REA 17

CED	BW	WW	YW	MA	CEM	SC	DOC	CW	RE	YG	MS	\$MI
8	0.1	50	98	28	2	0.5	N/A	13	-.12	.12	.19	51

Calving-Ease
 ★★★★★

Homozygous Polled

Ranks in the Top 30% for WW EPD, 30% for Milk EPD, 30% for YW EPD, and 20% for Scrotal EPD. The sire of this bull has worked extremely well on our Limousin cows. Basin Franchise is the real deal.

655 | EXLR FRANCHISE 035W

LIM-FLEX 50% H PLD H BLK 2/9/2009 EXLR 035W LFM-1937009

C A FUTURE DIRECTION 5321 ... GAR PRECISION 1680
 BASIN FRANCHISE P142 C A MISS POWER FIX 308
 BASIN CHLOE 812L GARDENS EXPEDITION
 BASIN CHLOE 6198
 GPF BLAQUE RULON BLACK DIAMOND
 MUSCLES RADIANT 512R QUAIL RUN RAMONA BP
 WULFS FANFARE 4055F
 EXLR BLACK MAGIC 778H EXLR 755F

Act. BW 74
 Adj. WW 768
 Adj. YW 1,356
 Adj. SC 37.6
 Adj. IMF 3.74
 Adj. REA 18.0

CED	BW	WW	YW	MA	CEM	SC	DOC	CW	RE	YG	MS	\$MI
9	-2.3	52	93	33	2	0.2	N/A	11	.12	.04	.21	53

Calving-Ease
 ★★★★★

Homozygous Polled & Homozygous Black

Ranks in the Top 30% for CE Direct, 10% for BW EPD, 20% for WW EPD, 5% for Milk EPD, 20% for YG EPD, and 30% for \$MI. A Basin Franchise son out of Muscles Radiant, the top-selling open heifer in a past Fast Forward sale.

650 | EXLR AMBUSH 8596U

LIM-FLEX 50% D PLD H BLK 4/28/2008 EXLR 8596ULFM-1911715

ROCKN D AMBUSH 1531 PARAMONT AMBUSH 2172
 RODROCK RA AMBUSH M147 MC BLACKCAP BAND OF R D 1
 GAR PRECISION 1680
 G A R PRECISION 706 G A R EXT 2114
 LESF ASPHALT 9N GPF BLAQUE RULON
 EXLR SWEET MELODY 7105R GPF EXTRA SWEET ELITE
 BLR FREQUENT FLYER 10X
 MINE PLD SWEET MELODY WULF'S ENCHANTRESS 1509A

Act. BW 90
 Adj. WW 628
 Adj. YW 1,012
 Adj. SC 33.9
 Adj. IMF 4.35
 Adj. REA 11.1

CED	BW	WW	YW	MA	CEM	SC	DOC	CW	RE	YG	MS	\$MI
4	0.9	31	63	26	-3	N/A	N/A	8	-.28	.15	.25	47

Calving-Ease
 ★★

Inconclusive Polled Results & Homozygous Black

Donor-dam of this lot has produced many sale features.

652 | EXLR SUNDANCE 8111W

LIM-FLEX 37% H PLD H BLK 1/25/2009 EXLR 8111WLFM-1935685

BR MIDLAND TWIN VALLEY PRECISIONE161
 EXAR SUNDANCE 6216 BR ROYAL LASS 7036-19
 WK PRINCESS 1194 BON VIEW NEW DESIGN 1407
 WK PRINCESS 8401
 COLE MONTANA SKY 36M ANDERS JAG
 EXLR EMMA 7262R COLE 87G
 EXLR MISS EMMA 1004L EXLR PLD BENCHMARK 709G
 GREENWAY MISS EMULOUS 717

Act. BW 67
 Adj. WW 700
 Adj. YW 1,392
 Adj. SC 40.3
 Adj. IMF 4.26
 Adj. REA 15.2

CED	BW	WW	YW	MA	CEM	SC	DOC	CW	RE	YG	MS	\$MI
11	-4.0	35	77	21	1	N/A	N/A	0	-.56	.47	.59	58

Calving-Ease
 ★★★★★

Homozygous Polled & Homozygous Black

Ranks in the Top 20% for CE Direct, 1% for BW EPD, 2% for Marbling EPD, and 20% for \$MI. This bull was produced by a popular cow family. His grandam produced the Lim-Flex champion female at the recent Jr. National Limousin Show.

654 | EXLR FRANCHISE 040W

LIM-FLEX 50% H PLD H BLK 2/10/2009 EXLR 040W LFM-1937012

C A FUTURE DIRECTION 5321 ... GAR PRECISION 1680
 BASIN FRANCHISE P142 C A MISS POWER FIX 308
 BASIN CHLOE 812L GARDENS EXPEDITION
 BASIN CHLOE 6198
 AUTO BLACK DAKOTA 129J EXLR DAKOTA 353G
 EXLR REBECA 606M DFLC JET SET BPC 34Y
 WULFS DAWSON 4421D
 EXLR REBECA 614H LVLS REBECA

Act. BW 80
 Adj. WW 707
 Adj. YW 1,373
 Adj. SC 36.6
 Adj. IMF 4.17
 Adj. REA 16.7

CED	BW	WW	YW	MA	CEM	SC	DOC	CW	RE	YG	MS	\$MI
8	0.1	49	96	28	2	0.3	N/A	13	-.15	.19	.21	51

Calving-Ease
 ★★★★★

Homozygous Polled & Homozygous Black

Ranks in the Top 30% for Milk EPD, 30% for YW EPD, and 20% for Scrotal EPD. This is an exciting pedigree. EXLR Rebeca 606M was a show champion, as well as a record-setting sale feature.

656 | EXLR FRANCHISE W041

LIM-FLEX 43% H PLD H BLK 2/10/2009 EXLR 041W LFM-1937013

C A FUTURE DIRECTION 5321 ... GAR PRECISION 1680
 BASIN FRANCHISE P142 C A MISS POWER FIX 308
 BASIN CHLOE 812L GARDENS EXPEDITION
 BASIN CHLOE 6198
 LESF ASPHALT 9N GPF BLAQUE RULON
 EXLR BLACK CAP 7117R GPF EXTRA SWEET ELITE
 EXLR BLACKCAP 437K EXLR PLD RESOLVE 175G
 EXLR 5118H

Act. BW 75
 Adj. WW 644
 Adj. YW 1,235
 Adj. SC 38.6
 Adj. IMF 3.81
 Adj. REA 16.1

CED	BW	WW	YW	MA	CEM	SC	DOC	CW	RE	YG	MS	\$MI
8	0.5	45	87	32	-3	0.4	N/A	14	-.12	.15	.28	52

Calving-Ease
 ★★★★★

Homozygous Polled & Homozygous Black

Ranks in the Top 10% for Milk EPD, 30% for Marbling EPD, and 30% for \$MI. Sired by Basin Franchise and his dam traces back to the many-time champion EXLR Blackcap 437K.



657 | EXLR FRANCHISE 018W

LIM-FLEX 50% D PLD BLK 2/2/2009 EXLR 018W LFM-1937001

C A FUTURE DIRECTION 5321 ...	GAR PRECISION 1680	Act. BW
BASIN FRANCHISE P142	C A MISS POWER FIX 308	64
BASIN CHLOE 812L	GARDENS EXPEDITION	Adj. WW
	BASIN CHLOE 6198	649
EXLR DAKOTA 353G	WULF'S COUNT DOWN 9251C	Adj. YW
EXLR SHEZA 518P	CANE RIDGE DAPHNE 011D	1,211
EXLR 255J	WULFS GUARDIAN 5074G	Adj. SC
	EXLR BLACK DANDY 38D	37.7
		Adj. IMF
		4.31
		Adj. REA
		16.2

CED	BW	WW	YW	MA	CEM	SC	DOC	CW	RE	YG	MS	\$MI
9	-2.8	40	81	27	2	0.1	N/A	21	-.02	.14	.21	49

Calving-Ease
★★★★

Ranks in the Top 30% for CE Direct, 4% for BW EPD, and 30% for YG EPD. A maternal brother to the lead off bull in this offering.

659 | EXLR RAVEN 8118W

LIM-FLEX 50% H PLD H BLK 2/7/2009 EXLR 8118WLFM-1937843

B C MARATHON	OCC KIRBY 633K	Act. BW
BC 7022 RAVEN 7965	GIBBET HILL MIGNONNE E37	81
O C C BLACKBIRD 796F	O C C BONANZA 880B	Adj. WW
	O C C BLACKBIRD 779A	623
LESF ASPHALT 9N	GPFF BLAQUE RULON	Adj. YW
EXLR LUCY 102T	GPFF EXTRA SWEET ELITE	1,252
EXLR LUCY 7143L	KRMC BLACK LEGACY 917B	Adj. SC
	EXLR 032G	32.0
		Adj. IMF
		3.91
		Adj. REA
		16.3

CED	BW	WW	YW	MA	CEM	SC	DOC	CW	RE	YG	MS	\$MI
4	0.5	38	77	24	-3	N/A	7	13	.07	.02	.12	46

Calving-Ease
★★★

Homozygous Polled & Homozygous Black

A rare opportunity to purchase a Lim-Flex bull by the ever-popular Express-Limestone sire, BC Raven.

661 | EXLR NEW GENERATION 033W

PUREBRED H PLD D BLK 2/8/2009 EXLR 033W NPM-1937007

AUTO BLACK DAKOTA 129J	EXLR DAKOTA 353G	Act. BW
EXLR NEW GENERATION 071M	DFLC JET SET BPC 34Y	84
EXLR LUVLY 084F	WULFS DAWSON 4421D	Adj. WW
	AMBL LUVLY 340Y	649
WULFS DAWSON 4421D	LKCC TOMAHAWKS TOUCHDOWN	Adj. YW
EXLR REBECA 614H	MISS WOLFETTE 4221S	1,153
LVLRS REBECA	PLD PACK LEADER 1182U	Adj. SC
	WZRK MISS VICTOR 707T	35.6
		Adj. IMF
		3.73
		Adj. REA
		12.7

CED	BW	WW	YW	MA	CEM	SC	DOC	CW	RE	YG	MS	\$MI
6	3.9	41	86	19	3	0.7	13	10	-.06	.03	-.08	39

Calving-Ease
★★

Homozygous Polled

Ranks in the Top 20% for Scrotal EPD. Full flush brother to Lots 660 and 662. Great parentage in this pedigree.

663 | EXLR REMOTE 067W

LIM-FLEX 75% H PLD H BLK 2/17/2009 EXLR 067W LFM-1924877

JCL LODESTAR 27L	HUNTS HI-LITER 245G	Act. BW
MAGS REMOTE	LOGAN'S CHEERLEADER 280G	95
MAGS 13M	MAGS JUMANJI	Adj. WW
	WK QUEEN LASSIE 0332	678
HUNTS HI-LITER 245G	WADDLES COBALT 3106	Adj. YW
BBPB SURPRIZE 575S	TNUH MISS C245	1,315
CBLR MISS BLACK 358J	BEE BEE PROMPTER	Adj. SC
	CBLR PLD SURPRIZE 138X	36.0
		Adj. IMF
		3.52
		Adj. REA
		15.8

CED	BW	WW	YW	MA	CEM	SC	DOC	CW	RE	YG	MS	\$MI
9	1.8	52	99	19	4	0.6	17	40	.07	.19	.16	50

Calving-Ease
★★

Homozygous Polled & Homozygous Black

Ranks in the Top 30% for CE Direct, 20% for CE Maternal, 20% for WW EPD, 20% for YW EPD, and 20% for Scrotal EPD. Sired by the predictable Lodestar son and the Express herd sire, MAGS Remote. Don't overlook this Birth to Yearling EPD spread.

658 | EXLR PURE POWER 044W

LIM-FLEX D PLD D BLK 2/10/2009 EXLR 044W LFM-1924553

GPFF BLAQUE RULON	BLACK DIAMOND	Act. BW
CARROUSELS PURE POWER	QUAIL RUN RAMONA BP	76
TUBB FIRST CLASS 666F	WULFS RAMBLER 8400X	Adj. WW
	TUBB MISS P UPDATE 089Y	694
LEACHMAN DIAMONDBACK	CONNELLY FRONTLINE	Adj. YW
EXLR ROYALTY 283M	LEACHMAN BLACKBIRD 5016	1,323
EXLR 505G	KRMC BLACK LEGACY 917B	Adj. SC
	KHLR M11A	37.6
		Adj. IMF
		4.09
		Adj. REA
		16.5

CED	BW	WW	YW	MA	CEM	SC	DOC	CW	RE	YG	MS	\$MI
6	1.5	50	88	11	-1	0.5	N/A	22	.38	.00	-.01	45

Calving-Ease
★★★★

Ranks in the Top 30% for WW EPD, 20% for Scrotal EPD, 5% for Ribeye EPD, and 10% for YG EPD.

Sired by the very popular Carousel's Pure Power.

660 | EXLR GENERATION 062W

PUREBRED H PLD H BLK 2/17/2009 EXLR 062W NPM-1937018

AUTO BLACK DAKOTA 129J	EXLR DAKOTA 353G	Act. BW
EXLR NEW GENERATION 071M	DFLC JET SET BPC 34Y	88
EXLR LUVLY 084F	WULFS DAWSON 4421D	Adj. WW
	AMBL LUVLY 340Y	769
WULFS DAWSON 4421D	LKCC TOMAHAWKS TOUCHDOWN	Adj. YW
EXLR REBECA 614H	MISS WOLFETTE 4221S	1,276
LVLRS REBECA	PLD PACK LEADER 1182U	Adj. SC
	WZRK MISS VICTOR 707T	37.2
		Adj. IMF
		3.82
		Adj. REA
		13.9

CED	BW	WW	YW	MA	CEM	SC	DOC	CW	RE	YG	MS	\$MI
6	4.8	49	97	19	3	0.8	13	10	.11	.00	-.09	42

Calving-Ease
★

Homozygous Polled & Homozygous Black

Ranks in the Top 30% for WW EPD, 20% for YW EPD, and 10% for Scrotal EPD. Sired by the \$200,000 EXLR

New Generation and produced by the matriarch donor EXLR Rebeca 614H. Full brothers sell as Lots 661 and 662.

662 | EXLR NEW GENERATION 042W

PUREBRED H PLD D BLK 2/10/2009 EXLR 042W NPM-1937014

AUTO BLACK DAKOTA 129J	EXLR DAKOTA 353G	Act. BW
EXLR NEW GENERATION 071M	DFLC JET SET BPC 34Y	98
EXLR LUVLY 084F	WULFS DAWSON 4421D	Adj. WW
	AMBL LUVLY 340Y	724
WULFS DAWSON 4421D	LKCC TOMAHAWKS TOUCHDOWN	Adj. YW
EXLR REBECA 614H	MISS WOLFETTE 4221S	1,352
LVLRS REBECA	PLD PACK LEADER 1182U	Adj. SC
	WZRK MISS VICTOR 707T	36.6
		Adj. IMF
		3.62
		Adj. REA
		15.8

CED	BW	WW	YW	MA	CEM	SC	DOC	CW	RE	YG	MS	\$MI
6	5.8	49	97	19	3	0.7	13	10	.28	-.03	-.09	42

Calving-Ease
★

Homozygous Polled

Ranks in the Top 30% for WW EPD, 20% for YW EPD, and 20% for Scrotal EPD. Full brother to Lots 660 and 661. Sired by the National Western Stock Show Grand Champion Bull, EXLR New Generation 071M.

664 | EXLR ASPHALT 318U

PUREBRED H PLD D BLK 11/28/2008 EXLR 318U NPM-1919478

GPFF BLAQUE RULON	BLACK DIAMOND	Act. BW
LESF ASPHALT 9N	QUAIL RUN RAMONA BP	94
GPFF EXTRA SWEET ELITE	LKCC TOMAHAWKS TOUCHDOWN	Adj. WW
	HC EXTRAORDINARY HCR 61X	711
AUTO BLACK DAKOTA 129J	EXLR DAKOTA 353G	Adj. YW
MAGS NIGHT CREATURE	DFLC JET SET BPC 34Y	1,268
CANE RIDGE SALLY JOE 880C	WULFS RAMBLER 8400X	Adj. SC
	YKCC MISS IRONSIDE 197NS	37.2
		Adj. IMF
		3.13
		Adj. REA
		14.6

CED	BW	WW	YW	MA	CEM	SC	DOC	CW	RE	YG	MS	\$MI
3	3.0	40	74	25	-2	0.6	12	0	.29	-.13	-.09	40

Calving-Ease
★★

Homozygous Polled

Ranks in the Top 30% for Milk EPD, 20% for Scrotal EPD, and 20% for YG EPD. Sired by Asphalt and produced by the Express Pinegar partnership donor MAGS Night Creature.

EXPRESS RANCHES PERSONNEL



Jeff Eckhoff
Angus Division
Manager



Gayle Eckhoff
Angus Records



Cowherd & Production

Jimmie Smith, Emilio Diaz, Darrel Weldon, Mick Douglas, Brent Lynn



Dan Kelley
Show Barn
Assistant Manager



Brian Clark
Sale Cattle
Assistant Manager



Miles Shout
Show Cattle
Assistant Manager



Cindy Pribil
Partnership Records



Cowherd & Production
J.W. Prince & Jimmie Smith



Cowherd & Production
Brandon Dersch



Cheryl Meares
Ranch Secretary



Darcy Reheman
Ranch Accountant



Reproduction
Roy Middleton, Manager
Stuart Schultz



Construction
Bryan Brewster, Manager
Trent Brewster, Assistant Construction



Lacey Dale Cully
Marketing Manager



Express North Division
Michelle Vinka
Eric Lynch
Jason Shepard



2202 N. 11th • Yukon, Oklahoma 73099
www.expressranches.com

SALE SCHEDULE

WEDNESDAY, MARCH 3, 2010

12:00 p.m. - Bulls & Females Available for Viewing

THURSDAY, MARCH 4, 2010

11:30 a.m. - Lunch

12:30 p.m. - Limousin & Lim-Flex Bull Sale

3:00 p.m. - Registered & Commercial Female Sale

4:00 p.m. - Hors d'oeuvres & Viewing of Angus Bull Offering

FRIDAY, MARCH 5, 2010

7:30 a.m. - Breakfast Burritos, Coffee,
Juice & Pastries

10:00 a.m. - Angus Bull Sale



1-800-664-3977 | www.ExpressRanches.com