



EXPRESS RANCHES
Grass Time
SALE

FRIDAY, MAY 1, 2009

Noon CDT

At The Ranch - Yukon, OK

**SELLING
600+
HEAD**

Angus • Limousin • Lim-Flex



On Behalf of Express Ranches Welcome...



Welcome to Express Ranches for our Second Grass Time Sale. We greatly appreciate your interest in our offering and believe we have assembled a nice set of cattle for your appraisal.

Included in our Grass Time Sale will be both Angus and Limousin pairs, commercial pairs, and fancy, commercial heifers bred to Northern Improvement and 263C.

We also will be selling over 120 Angus bulls.

With early spring rains, conditions look favorable for early grass and excellent pasture this year. We look forward to seeing you *Friday, May 1*. If we can be of any assistance or supply additional information, please don't hesitate to call.

At Express we are constantly striving to blend technology with common sense to supply you, our customer, with the best cattle we can produce.

If Kevin, Mark, Donnie, Dustin, John, I or any of the crew can answer any questions or supply additional information don't hesitate to call.

Sincerely,

Bob & Jarold

Bob Funk & Jarold Callahan



SALE SCHEDULE

THURSDAY, APRIL 30, 2009

Cattle Available for Viewing

FRIDAY, MAY 1, 2009

12:00 p.m. - Grass Time Sale

MOTEL ACCOMODATIONS

Hampton Inn, Yukon, OK

(I-40 & Garth Brooks Blvd.), (405) 350-6400,
just 4 mi. south of ranch

Best Western, Yukon, OK

(I-40 & Mustang Rd.), (877) 429-4795,
10 minutes from the ranch.

Comfort Inn & Suites

(I-40 & Mustang Rd.), (405) 577-6500,
10 minutes from the ranch.

Hilton Garden Inn, Oklahoma City, OK

(I-40 & Meridian), (405) 942-1400

**Ask for the Express Ranch
block of rooms at each hotel.**



2202 N. 11th Street, Yukon, Oklahoma 73099

Bob Funk, Owner Jarold Callahan, President

800-664-3977 • 405-350-0044

www.expressranches.com

AIR TRANSPORTATION

Will Rogers World Airport in Oklahoma City is only 15 minutes from the Yukon ranch and is served by most major airlines.

For assistance with travel arrangements, please call:

Express Travel Service (800) 828-3124,
or Express Ranches (800) 664-3977.

**DOWNLOAD SALE
CATALOG ONLINE AT:**

www.ExpressRanches.com

WELCOME TO *EXPRESS RANCHES*

EX OPPORTUNITIES

Express Ranches Personnel

Jarold Callahan, President (405) 590-3061 - cell
 Mark Squires, Office Administrator (405) 350-0044 - office
 Donnie Robertson, Vice President of Marketing (405) 206-1886 - cell
 Kevin Hafner, Vice President of Operations (405) 641-8100 - cell
 John Edwards, Vice President (325) 248-4453 - cell
 Jason Shepard, Herd Manager (405) 245-9627
 Dustin Layton, Marketing Representative (405) 464-2455 - cell
 Matt Opperman, Northwestern Sales Representative (405) 334-1681

Sale Consultants

National Cattle Services Eddie Sims (580) 492-4590 or 595-1626
 Ellis Management Group Dan Ellis (406) 698-3783
 MCS Auction Service Matt Sims (405) 641-6081
 R&R Marketing Randy Ratliff (615) 330-2735

Authorized Marketing Agents

Steven Hines (352) 258-5173
 Joe Paul Stuart (903) 278-4718
 Grassroots Genetics Mark Smith (515) 229-5227
 Cotton & Associates Ryan Cotton (706) 206-8361

Sale Staff & Livestock Publication Representatives

Eddie Sims, Matt Sims & Ronn Cunningham Auctioneers
 Terry Cotton, *Angus Journal* (816) 233-1320
 Matt Caldwell, *Angus Journal* (913) 755-1105
 A.J. Smith, *Oklahoma Cowman* (405) 235-4391
 Chisolm Kinder, *Oklahoma Cowman* (405) 747-4683
 Delvin Heldermon, Special Assignment (580) 622-4016
 Doug Paul & Jeff Hallowell, *Stock Exchange* (405) 840-3915
 Clint Symes, *Limousin World* (405) 255-5708
 Phil Stoll, *Weekly Livestock Reporter* (817) 366-7332
 John Andras, *Weekly Livestock Reporter* (817) 789-7352
 Wade Perks, *The Cattleman* (817) 916-1781
 Mark Smith, Grassroots Consulting (515) 229-5227



2202 N. 11th Street, Yukon, Oklahoma 73099
 800-664-3977 • 405-350-0044 • www.expressranches.com

May 1, 2009
 Extra Value Grass Time Sale

September 7, 2009
 Annual Angus Production Sale
 "The Big Event VII"

October 5, 2009
 Rancher's Bull & Commercial Female Sale

November 7, 2009
 Annual Limousin Production Sale
 "Fast Forward XVII"

November 10, 2009
 Express Ranches Customer Appreciation Sale
 Apache, OK

November 12, 2009
 Express Ranches Feeder Calf Sale
 Apache, OK

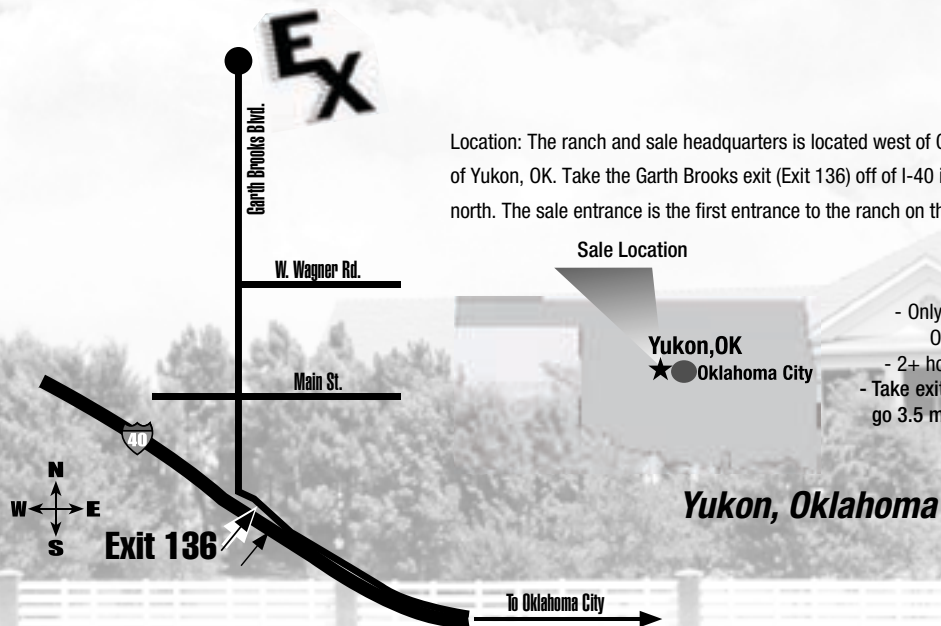
March 4 & 5, 2010
 Express Annual Spring Bull & Commercial Female Sale

March 2010
 Honor Roll Show Prospect Sale

*All Express Sale events take place
 at the ranch headquarters in Yukon, OK,
 unless otherwise indicated

**DOWNLOAD SALE CATALOG ONLINE AT:
www.ExpressRanches.com**

**Sale-Day Phone Number:
 (405) 350-0044**



Location: The ranch and sale headquarters is located west of Oklahoma City just north of Yukon, OK. Take the Garth Brooks exit (Exit 136) off of I-40 in Yukon. Go 3.5 miles north. The sale entrance is the first entrance to the ranch on the east side of the road.

Sale Location

Yukon, OK
★●Oklahoma City

- Only 20 minutes from Oklahoma City
- 2+ hours from Tulsa, OK
- Take exit 136 off of I-40, then go 3.5 miles north of Yukon.

Yukon, Oklahoma

Selling 600+ Head

120 Angus Bulls

2 Lim-Flex Herd Sire

17 Fancy, Angus Show Heifers

75 Purebred Angus Spring-Calving Pairs

75 Limousin & Lim-Flex Pairs

35 Limousin & Lim-Flex Bred Heifers

144 Commercial Angus Replacement Heifers

25 Commercial Angus Pairs

Sale-Day Phone Number:
(405) 350-0044

Calving-Ease Rating

- ★ ★ ★ Excellent calving-ease, use with confidence on any type of heifers.
- ★ ★ Superior calving-ease, should work with most heifers and most situations.
- ★ ★ Moderate calving-ease, most people will use these bulls on cows, but they can be used on heifers if calving-ease is of less concern.
- ★ We recommend these bulls for use on cows.

Absentee Bidding Process

for the Express Ranches Grass Time Sale

Express Ranches invites those are unable to attend to be a part of the action!

We would never want to give someone an excuse to NOT attend our event, but if the situation arises, we have you covered. With the help of LiveAuctions.tv, we are now able to give you a live connection to the auction.

Real-time bidding will be available via the Internet for this sale. Live audio and live video will allow buyers to bid on animals as if they were present at the sale. Buyers must create an account prior to the sale. Please visit <http://LiveAuctions.tv> to create an account. Instructions are available at <http://LiveAuctions.tv> to walk you through the set-up process, contact Brad Fahrmeier at 816-392-9241 or brad@LiveAuctions.tv

Bid Online Live:

LiveAuctions.TV

Express Ranches Bull Development

All bulls are developed on a high roughage ration from weaning until sale time in large traps allowing them to get out and be bulls! We feed to obtain optimum performance while not sacrificing longevity! While extreme weights are impressive, we feel keeping cattle sound and functional are equally important. We have spent countless hours developing a feeding program that not only allows us to amplify the genetic potential, but keeps the cowman in mind that purchases him. All Bulls are on a 40-45% hay-based ration fed not over 3% of body weight. After all scan data is retrieved, bulls are backed off of feed, and hardened up to first turn out condition. This allows us to eliminate the bulls that fail to respond when conditioning for the upcoming sale.

To sum it up, we try to get the bulls into the same shape we like to buy them in!

Express Ranches Vaccination Schedule & Feeding Program

Recommended by Dr. L.D. Barker, Professional Animal Health, Newcastle, Oklahoma

TIMING	PRODUCT SUGGESTION
Birth	CalfGuard (if needed) ¹
3 Months	Bovi-shield Gold 5 Cavalry 9 Microplasm/Pasturella Implant
Weaning	Bovi-shield Gold 5 Spirovac ³ Cavalry 9
14 Days Postweaning	BV Gold 5/Calvalry/Spirovac
Prebreeding (heifers/developing bulls)	Bovi-shield Gold FP 5 VL5 Ivomec
Prebreeding (cows/bulls annually)	Bovi-shield Gold FP 5 VL5 Spirovac ³ Ivomec
Pregnancy Exam (cows/bulls annually)	Leptoform 5 Ivomec



Dr. L.D. Barker

1 Rota-corona virus vaccine administered prior to nursing.
2 May be given to calves nursing pregnant cows if cows have been vaccinated within the previous year with Bovi-Shield (or PregGuard).
3 Spirovac should be administered to breeding animals twice at 4-6 week intervals the first year of administration. Spirovac should be administered as early in life as possible (after 4 weeks of age) to provide immunity prior to exposure and potential development of the carrier state. A preweaning/weaning period is included in the protocol. However, this could be given at branding (followed by a 2-4 week booster) or twice prior to breeding.

Notes

No more than three gram (-) vaccines administered at one time
 "5-way" Lepto administered twice annually (~ 6 month intervals) in "high risk" herds and once annually in "low risk" herds
 Spirovac administered twice the first year and once annually.
 Spirovac titers may be a problem for export requirements or AI centers. Consult your veterinarian or AI center personnel prior to administration to breeding animals destined for export or semen collection.
 Bovi-Shield may be used in calves nursing pregnant heifers/cows or in pregnant heifers/cows if the heifers/cows were vaccinated within 12 months. Bovi-Shield must be given initially to open females.
 ScourGuard 3 (K)/C should be administered pre-calving if calf scours is a problem. This should be administered twice (at least two weeks apart) the first year, with the second dose given 2-3 weeks before calving. A single annual booster may be given 2-3 weeks before each subsequent calving. Heifers' calves are twice as likely to develop scours as calves born to mature cows.

BULL GUARANTEE

All bulls selling have passed a Breeding Soundness Exam 30- 45 days prior to the sale. We feel this is the best estimate we have to predict bulls that will go out and service as many cows as possible in the required time period.

Although all bulls have passed a BSE, we know certain problems can arise after you receive your purchase. To help ensure your investment, Express Ranches will guarantee all bulls selling for \$1,500 or more against breeding injury, and **to be sound breeders for the first breeding season. Breeding season is defined as the 90-day period following the first turnout of the bulls.**

This means that if you don't intend to use the bull for some time after purchase, we suggest an additional BSE by your Licensed Vet to assure the highest conception rates possible.

Checking your bulls prior to turn out each year is cheap insurance to assure your bull is ready to go!

If a problem arises, contact us and we will provide a replacement bull if available, or if the buyer prefers, credit toward a bull will be given in the upcoming sale, less salvage value of the injured bull. Please notify us as soon as possible should injury or problem occur and prior to the injured bull being sold for salvage.

VOLUME DISCOUNTS

In an effort to show our appreciation to our loyal customers, we once again will be offering our VOLUME DISCOUNTS on bulls only! Remember, if you need a large number of bulls we have you covered!

5-9 BULLS

**WE'LL TAKE OFF 5% PURCHASE PRICE AT SETTLEMENT
 10 OR MORE, MAKE IT 10%**

We hope this will make it a little easier to fill the truck!

FREE BULL DELIVERY TO CENTRAL POINTS

Transportation costs for livestock are currently at an all-time high. We also hope to limit the amount of unnecessary extra time bulls spend on the trailer in transit to your ranch. Because of these factors Express Ranches is implementing the following delivery policy.

The central points for delivery will include auction barns, vet clinics and ranches that offer to serve as a delivery point. We will map out the route after the sale and do our best to get your bulls to you as quickly and conveniently as possible.

We simply ask for your cooperation in arranging the delivery of your bulls. This will keep the bulls from being on the truck too long and therefore get your bulls to you in the best condition possible.

Please assist us by leaving the correct contact people and numbers so our staff can keep you informed as to the status of your delivery.

We will also be offering a **\$50 PER HEAD REBATE (BULLS ONLY)** for customers who arrange to pick up their bulls here at our sale location within one week of the sale.

FREE DELIVERY
OR
\$50 OFF
BULLS ONLY



EXAR 263C

Sire of Lots 1-15.



LOT 1



LOT 3

1 | EXAR 263C 8627

Reg. No: 15937380 Tattoo: 8627 DOB: 1/1/2008

Act. BW 86
Adj. WW 770
Adj. YW 1,384
Adj. SC 33.8
Adj. IMF 7.87
Adj. REA 16.4

BON VIEW NEW DESIGN 1407 ... B/R NEW DESIGN 036
EXAR 263C BON VIEW PRIDE 664
EXAR JUNE C 3577 BR MIDLAND
GARDENS PRIME STAR PAF 9611 616 1161
EXAR MISS TRAVELER 6453 N BAR PRIME TIME D806
EXAR MISS TRAVELER 224 GREEN GARDEN JILT C242 S1
G A R PRECISION 1680
BROST MISS TRAVELER 703

CED	BW	WW	Milk	YW	SC	\$EN	MARB	REA	Fat	
6	2.6	47	23	100	-0.14	-4.87	0.92	0.29	0.027	
Calving-Ease	\$W (Weaning)	\$F (Feedlot)	\$G (Grid)	\$B (Beef)						
★★★	20.80	40.52	36.75	63.35						

Ranks in the Top 10% for YW EPD, 20% for REA EPD, 1% for MARB EPD, 2% for \$B Index. Scanned a Big Ribeye of 16.4 sq inches. Note the Elite IMF scan of 7.87%!

2 | EXAR 263C 8619

Reg. No: 15937372 Tattoo: 8619 DOB: 1/1/2008

Act. BW 82
Adj. WW 526
Adj. YW 1,184
Adj. SC 34.8
Adj. IMF 4.65
Adj. REA 12.9

BON VIEW NEW DESIGN 1407 ... B/R NEW DESIGN 036
EXAR 263C BON VIEW PRIDE 664
EXAR JUNE C 3577 BR MIDLAND
RR 1766 FOCUS 3916 PAF 9611 616 1161
EXAR BLACKBIRD 6657 RR FOCUS 1766
BLACKBIRD OF RR 4231 ROLLIN ROCK BLACKBIRD 0729
K/O NEW DECISION 255
BLACKBIRD OF RR 6477

CED	BW	WW	Milk	YW	SC	\$EN	MARB	REA	Fat	
9	2.1	44	27	101	0.15	-8.91	0.44	0.24	0.024	
Calving-Ease	\$W (Weaning)	\$F (Feedlot)	\$G (Grid)	\$B (Beef)						
★★★	20.08	42.79	26.14	51.99						

Ranks in the Top 10% for YW EPD, 10% for Milk EPD, 25% for MARB EPD, 20% for \$B Index.

3 | EXAR 263C 81142

Reg. No: 16008981 Tattoo: 81142 DOB: 2/22/2008

Act. BW 95
Adj. WW 640
Adj. YW 1,387
Adj. SC 42.0
Adj. IMF 4.13
Adj. REA 16.1

BON VIEW NEW DESIGN 1407 ... B/R NEW DESIGN 036
EXAR 263C BON VIEW PRIDE 664
EXAR JUNE C 3577 BR MIDLAND
CONNEALY DATELINE PAF 9611 616 1161
WK BLACKBIRD 7308 D H D TRAVELER 6807
WK BLACKBIRD 5344 EILA EILA OF CONANGA
KESSLERS RAINMAN 002
WK BLACKBIRD 0086

CED	BW	WW	Milk	YW	SC	\$EN	MARB	REA	Fat	
8	1.5	44	19	84	1.29	3.97	0.27	0.25	0.008	
Calving-Ease	\$W (Weaning)	\$F (Feedlot)	\$G (Grid)	\$B (Beef)						
★★	25.20	25.54	21.54	45.46						

Scanned a Big Ribeye of 16.1 sq inches.



4 | EXAR 263C 8616

Reg. No: 15937369 Tattoo: 8616 DOB: 1/1/2008

Act. BW 80
Adj. WW 630
Adj. YW 1,139
Adj. SC 32.0
Adj. IMF 4.76
Adj. REA 12.9

BON VIEW NEW DESIGN 1407 ... B/R NEW DESIGN 036
EXAR 263C BON VIEW PRIDE 664
EXAR JUNE C 3577 ... BR MIDLAND
PAF 9611 616 1161
S A V 8180 TRAVELER 004 ... SITZ TRAVELER 8180
EXAR EVER ENTENSE 7986 BOYD FOREVER LADY 8003
SHADYBROOK EVER ENTENSE 318H . A A R NEW TREND
SITZ EVERELDA ENTENSE 1137

CED	BW	WW	Milk	YW	SC	\$EN	MARB	REA	Fat
	3.0	52	27	94		-6.72	0.44	0.12	0.060
Calving-Ease	\$W (Weaning)	\$F (Feedlot)	\$G (Grid)	\$B (Beef)					
★★	26.05	32.38	18.82	42.81					

Ranks in the Top 15% for WW EPD, 15% for YW EPD, 10% for Milk EPD, 25% for MARB EPD.

6 | EXAR 263C 81131

Reg. No: 15965434 Tattoo: 81131 DOB: 2/18/2008

Act. BW 83
Adj. WW 633
Adj. YW 1,212
Adj. SC 33.3
Adj. IMF 5.89
Adj. REA 17.0

BON VIEW NEW DESIGN 1407 ... B/R NEW DESIGN 036
EXAR 263C BON VIEW PRIDE 664
EXAR JUNE C 3577 ... BR MIDLAND
PAF 9611 616 1161
G A R PRECISION 1680 ... TEHAMA BANDO 155
G A R PRECISION 1343 9J9 G A R 856
G A R 6148 EMULATION 2770 ... FINKS 5522-6148
G A R 6807 TRAVELER 504

CED	BW	WW	Milk	YW	SC	\$EN	MARB	REA	Fat
8	2.1	49	24	94	-0.04	-3.74	0.66	0.46	0.009
Calving-Ease	\$W (Weaning)	\$F (Feedlot)	\$G (Grid)	\$B (Beef)					
★★★	25.51	33.56	37.45	57.05					

Ranks in the Top 25% for WW EPD, 15% for YW EPD, 25% for Milk EPD, 5% for REA EPD, 5% for MARB EPD, 10% for \$B Index. Scanned a Big Ribeye of 17.0 sq inches.

8 | EXARPAF 263C 526 812

Reg. No: 16175658 Tattoo: 812 DOB: 2/28/2008

Act. BW 84
Adj. WW 717
Adj. YW 1,306
Adj. SC 35.7
Adj. IMF 5.32
Adj. REA 16.1

BON VIEW NEW DESIGN 1407 ... B/R NEW DESIGN 036
EXAR 263C BON VIEW PRIDE 664
EXAR JUNE C 3577 ... BR MIDLAND
PAF 9611 616 1161
KG DAKOTA ... C A FUTURE DIRECTION 5321
PAF DA 322 526 NEW TREND 315 K G 3
PAF E102 THRI 322 ... PAF THRICE 000
PAF 1472 PRECISION E102

CED	BW	WW	Milk	YW	SC	\$EN	MARB	REA	Fat
8	3.7	44	23	86	0.47	-0.53	0.57	0.35	0.020
Calving-Ease	\$W (Weaning)	\$F (Feedlot)	\$G (Grid)	\$B (Beef)					
★★	20.65	27.50	32.56	51.46					

Ranks in the Top 15% for REA EPD, 10% for MARB EPD, 20% for \$B Index. Scanned a Big Ribeye of 16.1 sq inches.

5 | EXAR 263C 83068

Reg. No: 15962833 Tattoo: 83068 DOB: 1/24/2008

Act. BW 68
Adj. WW 692
Adj. YW 1,313
Adj. SC 33.6
Adj. IMF 6.23
Adj. REA 16.4

BON VIEW NEW DESIGN 1407 ... B/R NEW DESIGN 036
EXAR 263C BON VIEW PRIDE 664
EXAR JUNE C 3577 ... BR MIDLAND
PAF 9611 616 1161
RITO 112 OF 2536 RITO 616 ... RITO 616 OF 4B20 6807
LIMESTONE BLACKBIRD S333 G A R PRECISION 2536
WK BLACKBIRD 9045 ... G A R PRECISION 1680
WK BLACKBIRD 7348

CED	BW	WW	Milk	YW	SC	\$EN	MARB	REA	Fat
10	0.7	53	26	100	-0.08	-7.66	0.45	0.24	0.013
Calving-Ease	\$W (Weaning)	\$F (Feedlot)	\$G (Grid)	\$B (Beef)					
★★★★	28.66	38.11	28.91	48.85					

Ranks in the Top 20% for BW EPD, 15% for WW EPD, 10% for YW EPD, 15% for Milk EPD, 25% for MARB EPD, 25% for \$B Index. Scanned a Big Ribeye of 16.4 sq inches. Note the Elite IMF scan of 6.23%!

7 | EXAR 263C 83117

Reg. No: 15970676 Tattoo: 83117 DOB: 2/23/2008

Act. BW 70
Adj. WW 675
Adj. YW 1,222
Adj. SC 36.0
Adj. IMF 5.53
Adj. REA 15.1

BON VIEW NEW DESIGN 1407 ... B/R NEW DESIGN 036
EXAR 263C BON VIEW PRIDE 664
EXAR JUNE C 3577 ... BR MIDLAND
PAF 9611 616 1161
O S U TOTAL IMPACT 4112 ... EXAR SUDDEN IMPACT 1537
EXG MISS EMULOUS S090 R3 O S U 2928 EMPRESS 4177
SOUTHERN MISS EMULOUS 2863 BT TRAVELER 71K
SOUTHERN MISS 7672

CED	BW	WW	Milk	YW	SC	\$EN	MARB	REA	Fat
9	0.9	48	24	96	0.13	-4.54	0.57	0.25	0.033
Calving-Ease	\$W (Weaning)	\$F (Feedlot)	\$G (Grid)	\$B (Beef)					
★★★★	25.86	35.99	29.09	52.32					

Ranks in the Top 25% for BW EPD, 15% for YW EPD, 25% for Milk EPD, 10% for MARB EPD, 20% for \$B Index.

9 | EXAR 263C 8644

Reg. No: 15937394 Tattoo: 8644 DOB: 1/1/2008

Act. BW 82
Adj. WW 539
Adj. YW 1,182
Adj. SC 32.0
Adj. IMF 5.65
Adj. REA 10.4

BON VIEW NEW DESIGN 1407 ... B/R NEW DESIGN 036
EXAR 263C BON VIEW PRIDE 664
EXAR JUNE C 3577 ... BR MIDLAND
PAF 9611 616 1161
STEVENSON BENCHMARK N190 ... C A FUTURE DIRECTION 5321
EXAR LASSIE 6476 STEVENSON ELGA L706
EXAR LASSIE 2310 ... BON VIEW NEW DESIGN 1407
EXAR LASSIE 0324

CED	BW	WW	Milk	YW	SC	\$EN	MARB	REA	Fat
	2.2	43	26	94		-5.78	0.85	0.07	0.031
Calving-Ease	\$W (Weaning)	\$F (Feedlot)	\$G (Grid)	\$B (Beef)					
★★★	21.20	35.93	33.01	54.93					

Ranks in the Top 15% for YW EPD, 15% for Milk EPD, 1% for MARB EPD, 10% for \$B Index.



10 | EXAR 263C 8110

Reg. No: 16143689 Tattoo: 8110 DOB: 2/8/2008

Act. BW 80
Adj. WW 588
Adj. YW 1,255
Adj. SC 34.0
Adj. IMF 4.32
Adj. REA 12.1

BON VIEW NEW DESIGN 1407 ... B/R NEW DESIGN 036
EXAR 263C BON VIEW PRIDE 664
EXAR JUNE C 3577 ... BR MIDLAND
PAF 9611 616 1161
R C BLACK CIGAR 0293 ... CONNEALY FRONTLINE
ROLLIN ROCK ERISKAY 5242 REV ROSE OF C H 8091
PAPA INTENSE ERISKAY M152... PAPA RITO T INTENSE DHD 6844
ERISKAY D H D 6815

CED	BW	WW	Milk	YW	SC	\$EN	MARB	REA	Fat
7	2.0	48	21	93	0.31	-0.86	0.38	0.17	0.017

Calving-Ease	\$W (Weaning)	\$F (Feedlot)	\$G (Grid)	\$B (Beef)
★★★★	24.50	32.94	24.37	46.11

Ranks in the Top 20% for YW EPD.

11 | EXAR 263C 8624

Reg. No: 15937377 Tattoo: 8624 DOB: 1/1/2008

Act. BW 84
Adj. WW 517
Adj. YW 1,151
Adj. SC 32.0
Adj. IMF 4.51
Adj. REA 12.5

BON VIEW NEW DESIGN 1407 ... B/R NEW DESIGN 036
EXAR 263C BON VIEW PRIDE 664
EXAR JUNE C 3577 ... BR MIDLAND
PAF 9611 616 1161
S A V 8180 TRAVELER 004... SITZ TRAVELER 8180
EXAR QUEEN 656 BOYD FOREVER LADY 8003
A&B QUEEN 4173... C H STACKER 7040
A&B MAXIMA QUEEN 2007

CED	BW	WW	Milk	YW	SC	\$EN	MARB	REA	Fat
	3.2	48	21	101		-3.36	0.48	0.20	0.044

Calving-Ease	\$W (Weaning)	\$F (Feedlot)	\$G (Grid)	\$B (Beef)
★★	19.48	41.16	25.52	46.15

Ranks in the Top 10% for YW EPD, 20% for MARB EPD.

12 | EXAR 263C 8105

Reg. No: 16143688 Tattoo: 8105 DOB: 1/28/2008

Act. BW 74
Adj. WW 603
Adj. YW 1,160
Adj. SC 32.7
Adj. IMF 4.63
Adj. REA 13.1

BON VIEW NEW DESIGN 1407 ... B/R NEW DESIGN 036
EXAR 263C BON VIEW PRIDE 664
EXAR JUNE C 3577 ... BR MIDLAND
PAF 9611 616 1161
SUMMITCREST HIGH PRIME OH29 GARDENS PRIME TIME
EXAR LADY TRAVELER 5432 SUMMITCREST MISSIE 2F55
P A F LADY TRAVEL 5112... D H D TRAVELER 6807
P A F MISS TRIDGE 3125

CED	BW	WW	Milk	YW	SC	\$EN	MARB	REA	Fat
6	1.9	48	22	86	0.15	0.39	0.57	0.21	-0.004

Calving-Ease	\$W (Weaning)	\$F (Feedlot)	\$G (Grid)	\$B (Beef)
★★★★	27.09	25.98	35.07	44.43

Ranks in the Top 10% for MARB EPD.

13 | EXAR 263C 8120

Reg. No: 16143694 Tattoo: 8120 DOB: 2/19/2008

Act. BW 62
Adj. WW 627
Adj. YW 1,171
Adj. SC 32.0
Adj. IMF 4.93
Adj. REA 13.4

BON VIEW NEW DESIGN 1407 ... B/R NEW DESIGN 036
EXAR 263C BON VIEW PRIDE 664
EXAR JUNE C 3577 ... BR MIDLAND
PAF 9611 616 1161
EXAR NOMINAL 3550... BR MIDLAND
RR FOREVER LADY 5391 R3 LASS L1
RR FOREVER LADY 2301... SITZ ALLIANCE 6595
LUKENS FOREVER LADY 7843

CED	BW	WW	Milk	YW	SC	\$EN	MARB	REA	Fat
11	0.5	53	24	95		-4.23	0.52	0.16	0.024

Calving-Ease	\$W (Weaning)	\$F (Feedlot)	\$G (Grid)	\$B (Beef)
★★★★	30.07	33.00	28.45	47.88

Ranks in the Top 15% for BW EPD, 15% for WW EPD, 15% for YW EPD, 25% for Milk EPD, 15% for MARB EPD.

14 | EXAR 263C 8106

Reg. No: 16163641 Tattoo: 8106 DOB: 2/3/2008

Act. BW 82
Adj. WW 560
Adj. YW 1,178
Adj. SC 32.9
Adj. IMF 5.43
Adj. REA 12.9

BON VIEW NEW DESIGN 1407 ... B/R NEW DESIGN 036
EXAR 263C BON VIEW PRIDE 664
EXAR JUNE C 3577 ... BR MIDLAND
PAF 9611 616 1161
KG DAKOTA ... C A FUTURE DIRECTION 5321
EXAR JEWEL 5070 NEW TREND 315 K G 3
GRANDVIEW WOMACK JEWEL 201 B/R NEW DESIGN 036
WOMACKS EVERELDO JEWEL 1818

CED	BW	WW	Milk	YW	SC	\$EN	MARB	REA	Fat
7	2.8	41	24	80	0.21	0.38	0.67	0.17	0.023

Calving-Ease	\$W (Weaning)	\$F (Feedlot)	\$G (Grid)	\$B (Beef)
★★	22.46	22.78	33.42	46.98

Ranks in the Top 25% for Milk EPD, 5% for MARB EPD.

15 | EXAR 263C TR 8068

Reg. No: Pending Tattoo: 8068 DOB: 2/1/2008

Act. BW 76
Adj. WW 579
Adj. YW 1,342
Adj. SC 33.8
Adj. IMF 6.07
Adj. REA 14.8

BON VIEW NEW DESIGN 1407 ... B/R NEW DESIGN 036
EXAR 263C BON VIEW PRIDE 664
EXAR JUNE C 3577 ... BR MIDLAND
PAF 9611 616 1161
EXAR LUTTON 1831 ... NORTHERN IMPROVEMENT 4480 GF
EXAR BARBARAMERE 6223 EXAR SARAS DREAM 9809
PF 5321 BARBARAMERE 3087... C A FUTURE DIRECTION 5321
S A F BARBARAMERE L166

CED	BW	WW	Milk	YW	SC	\$EN	MARB	REA	Fat
9	1.7	45	25	98	-0.05	-6.09	0.43	0.13	0.005

Calving-Ease	\$W (Weaning)	\$F (Feedlot)	\$G (Grid)	\$B (Beef)
★★★★	22.24	39.25	26.97	50.26

Ranks in the Top 10% for YW EPD, 20% for Milk EPD, 25% for MARB EPD, 20% for \$B Index. Note the Elite IMF scan of 6.07%!



EXAR 263C SONS



BASIN FRANCHISE P142

Sire of Lots 16-54.

16 | EXAR FRANCHISE 8783

Reg. No: 15985828 Tattoo: 8783 DOB: 2/21/2008

C A FUTURE DIRECTION 5321 ... G A R PRECISION 1680
BASIN FRANCHISE P142 C A MISS POWER FIX 308
 BASIN CHLOE 812L GARDENS EXPEDITION
 BASIN CHLOE 6198
 BON VIEW NEW DESIGN 1407 ... B/R NEW DESIGN 036
EXAR DIXIE ERICA 5010 BON VIEW PRIDE 664
 EXAR DIXIE ERICA 2640 EXAR ASSET 0653
 EXAR DIXIE ERICA 009

Act. BW 76
 Adj. WW 755
 Adj. YW 1,278
 Adj. SC 35.5
 Adj. IMF 5.98
 Adj. REA 15.7

CED	BW	WW	Milk	YW	SC	\$EN	MARB	REA	Fat
9	1.2	46	27	87	0.12	-4.56	0.63	0.42	0.003

Calving-Ease	\$W (Weaning)	\$F (Feedlot)	\$G (Grid)	\$B (Beef)
★★★★	27.42	27.72	36.50	56.40

Ranks in the Top 10% for Milk EPD, 10% for REA EPD, 10% for MARB EPD, 10% for \$B Index.

17 | EXAR FRANCHISE 818

Reg. No: 16022720 Tattoo: 818 DOB: 1/14/2008

C A FUTURE DIRECTION 5321 ... G A R PRECISION 1680
BASIN FRANCHISE P142 C A MISS POWER FIX 308
 BASIN CHLOE 812L GARDENS EXPEDITION
 BASIN CHLOE 6198
 ISU IMAGING Q 8242 SUMMITCREST SCOTCH CAP 0B45
BALDRIDGE SCC BLACKCAP P804 MISS TRAVELER 183
 G A R PRECISION 4539 G A R PRECISION 1680
 G A R EXT 2104

Act. BW 72
 Adj. WW 649
 Adj. YW 1,443
 Adj. SC 32.0
 Adj. IMF 5.26
 Adj. REA 16.3

CED	BW	WW	Milk	YW	SC	\$EN	MARB	REA	Fat
9	1.1	48	24	87	0.17	-1.75	0.56	0.46	0.022

Calving-Ease	\$W (Weaning)	\$F (Feedlot)	\$G (Grid)	\$B (Beef)
★★★★	28.45	26.96	31.46	58.41

Ranks in the Top 25% for BW EPD, 25% for Milk EPD, 5% for REA EPD, 15% for MARB EPD, 5% for \$B Index. An outstanding 1,443 lbs. Adjusted Yearling Weight! Scanned a Big Ribeye of 16.3 sq inches.

18 | EXAR FRANCHISE 86104 TF

Reg. No: 16104562 Tattoo: 86104 DOB: 2/13/2008

C A FUTURE DIRECTION 5321 ... G A R PRECISION 1680
BASIN FRANCHISE P142 C A MISS POWER FIX 308
 BASIN CHLOE 812L GARDENS EXPEDITION
 BASIN CHLOE 6198
 TWIN VALLEY PRECISION E161 ... G A R PRECISION 1680
LAGRAND PRIMROSE 2231 W C C BLACKCAP C9
 B A A R ROTH PRIMROSE 096 CV GDAR SVF RUSS 184B
 N BAR PRIMROSE 2424

Act. BW 75
 Adj. WW 695
 Adj. YW 1,204
 Adj. SC 37.2
 Adj. IMF 5.80
 Adj. REA 13.8

CED	BW	WW	Milk	YW	SC	\$EN	MARB	REA	Fat
10	1.6	45	24	86	0.41	-0.99	0.35	0.33	0.008

Calving-Ease	\$W (Weaning)	\$F (Feedlot)	\$G (Grid)	\$B (Beef)
★★★★	26.43	27.12	25.23	50.92

Ranks in the Top 25% for Milk EPD, 15% for REA EPD, 20% for \$B Index.

19 | EXAR FRANCHISE 8440

Reg. No: 16240112 Tattoo: 8440 DOB: 2/23/2008

C A FUTURE DIRECTION 5321 ... G A R PRECISION 1680
BASIN FRANCHISE P142 C A MISS POWER FIX 308
 BASIN CHLOE 812L GARDENS EXPEDITION
 BASIN CHLOE 6198
 BON VIEW NEW DESIGN 1407 ... B/R NEW DESIGN 036
EXAR BLACKCAP 3249 BON VIEW PRIDE 664
 EXAR BLACKCAP 8242 R R SCOTCHCAP 9440
 LEACHMAN BLACKCAP 9032

Act. BW 97
 Adj. WW 649
 Adj. YW 1,108
 Adj. SC 36.5
 Adj. IMF 4.01
 Adj. REA 12.5

CED	BW	WW	Milk	YW	SC	\$EN	MARB	REA	Fat
7	2.4	44	30	83	0.07	-6.21	0.48	0.23	0.022

Calving-Ease	\$W (Weaning)	\$F (Feedlot)	\$G (Grid)	\$B (Beef)
★★	25.39	24.56	28.17	47.26

Ranks in the Top 2% for Milk EPD, 20% for MARB EPD.



20 EXAR FRANCHISE 8124

Reg. No: 15963526 Tattoo: 8124 DOB: 2/17/2008

Act. BW 70
Adj. WW 704
Adj. YW 1,280
Adj. SC 34.3
Adj. IMF 7.06
Adj. REA 15.8

C A FUTURE DIRECTION 5321 ... G A R PRECISION 1680
BASIN FRANCHISE P142 C A MISS POWER FIX 308
BASIN CHLOE 812L ... GARDENS EXPEDITION
BASIN CHLOE 6198
BON VIEW NEW DESIGN 1407 ... B/R NEW DESIGN 036
EXAR BLACKCAP 9626 BON VIEW PRIDE 664
EXAR BLACKCAP 3925 ... BR MIDLAND
WINDAC BLACKCAP H084

CED	BW	WW	Milk	YW	SC	\$EN	MARB	REA	Fat
12	-0.4	49	27	83	-0.20	-3.34	0.76	0.29	0.022
Calving-Ease	\$W (Weaning)	\$F (Feedlot)	\$G (Grid)	\$B (Beef)					
★★★★	32.31	22.68	37.16	48.77					

Ranks in the Top 10% for BW EPD, 25% for WW EPD, 10% for Milk EPD, 20% for REA EPD, 3% for MARB EPD, 25% for \$B Index. Note the Elite IMF scan of 7.06%!

22 EXAR FRANCHISE 8119

Reg. No: 16143693 Tattoo: 8119 DOB: 2/24/2008

Act. BW 75
Adj. WW 652
Adj. YW 1,268
Adj. SC 34.6
Adj. IMF 4.24
Adj. REA 15.6

C A FUTURE DIRECTION 5321 ... G A R PRECISION 1680
BASIN FRANCHISE P142 C A MISS POWER FIX 308
BASIN CHLOE 812L ... GARDENS EXPEDITION
BASIN CHLOE 6198
EXAR NOMINAL 3550 ... BR MIDLAND
RR BLACKCAP 5085 R3 LASS L1
RR BLACKCAP 3886 CDJ ... TC MOONSHINE 001
R R BLACKCAP 4410

CED	BW	WW	Milk	YW	SC	\$EN	MARB	REA	Fat
9	1.2	53	25	90	0.16	-3.61	0.28	0.42	0.027
Calving-Ease	\$W (Weaning)	\$F (Feedlot)	\$G (Grid)	\$B (Beef)					
★★★★	31.11	28.00	24.10	39.66					

Ranks in the Top 15% for WW EPD, 25% for YW EPD, 20% for Milk EPD, 10% for REA EPD.

24 EXAR FRANCHISE 8004

Reg. No: 15934912 Tattoo: 8004 DOB: 1/1/2008

Act. BW 68
Adj. WW 693
Adj. YW 1,179
Adj. SC 32.0
Adj. IMF 5.77
Adj. REA 12.5

C A FUTURE DIRECTION 5321 ... G A R PRECISION 1680
BASIN FRANCHISE P142 C A MISS POWER FIX 308
BASIN CHLOE 812L ... GARDENS EXPEDITION
BASIN CHLOE 6198
RITO 112 OF 2536 RITO 616 ... RITO 616 OF 4B20 6807
EXAR BLACKBIRD 6557 G A R PRECISION 2536
RIVERBEND BLACKBIRD 4090 ... BON VIEW NEW DESIGN 1407
DAVIS YR BLACKBIRD 558H

CED	BW	WW	Milk	YW	SC	\$EN	MARB	REA	Fat
11	-0.3	52	28	81		-3.68	0.65	0.12	-0.003
Calving-Ease	\$W (Weaning)	\$F (Feedlot)	\$G (Grid)	\$B (Beef)					
★★★★	35.06	19.66	36.95	38.25					

Ranks in the Top 10% for BW EPD, 15% for WW EPD, 5% for Milk EPD, 10% for MARB EPD.

21 EXAR FRANCHISE 8779

Reg. No: 15978474 Tattoo: 8779 DOB: 2/20/2008

Act. BW 76
Adj. WW 847
Adj. YW 1,282
Adj. SC 34.4
Adj. IMF 4.98
Adj. REA 14.5

C A FUTURE DIRECTION 5321 ... G A R PRECISION 1680
BASIN FRANCHISE P142 C A MISS POWER FIX 308
BASIN CHLOE 812L ... GARDENS EXPEDITION
BASIN CHLOE 6198
BON VIEW NEW DESIGN 878 ... B/R NEW DESIGN 036
EXAR FOREVER LADY 5156 BON VIEW GAMMER 85
SWEETWATER FOREVER LADY 125 J L B EXACTO 416
WALDECK EF FOREVER LADY 9530

CED	BW	WW	Milk	YW	SC	\$EN	MARB	REA	Fat
10	1.1	48	32	87	0.19	-9.38	0.40	0.29	0.022
Calving-Ease	\$W (Weaning)	\$F (Feedlot)	\$G (Grid)	\$B (Beef)					
★★★★	29.45	26.96	26.41	45.17					

Ranks in the Top 25% for BW EPD, 1% for Milk EPD, 20% for REA EPD.

23 EXAR FRANCHISE 8123

Reg. No: 16143695 Tattoo: 8123 DOB: 2/9/2008

Act. BW 80
Adj. WW 674
Adj. YW 1,218
Adj. SC 35.6
Adj. IMF 4.66
Adj. REA 15.1

C A FUTURE DIRECTION 5321 ... G A R PRECISION 1680
BASIN FRANCHISE P142 C A MISS POWER FIX 308
BASIN CHLOE 812L ... GARDENS EXPEDITION
BASIN CHLOE 6198
BR MIDLAND ... TWIN VALLEY PRECISION E161
EXAR BLACKCAP 5516 BR ROYAL LASS 7036-19
EXAR BLACKCAP 3024 ... BON VIEW NEW DESIGN 1407
EXAR BLACKCAP 7698

CED	BW	WW	Milk	YW	SC	\$EN	MARB	REA	Fat
9	1.3	50	25	87	0.26	-2.68	0.52	0.47	0.016
Calving-Ease	\$W (Weaning)	\$F (Feedlot)	\$G (Grid)	\$B (Beef)					
★★★★	29.84	26.20	32.85	52.36					

Ranks in the Top 25% for WW EPD, 20% for Milk EPD, 4% for REA EPD, 15% for MARB EPD, 20% for \$B Index.

25 EXAR FRANCHISE 8774

Reg. No: 15978470 Tattoo: 8774 DOB: 2/20/2008

Act. BW 78
Adj. WW 772
Adj. YW 1,321
Adj. SC 34.4
Adj. IMF 4.54
Adj. REA 15.7

C A FUTURE DIRECTION 5321 ... G A R PRECISION 1680
BASIN FRANCHISE P142 C A MISS POWER FIX 308
BASIN CHLOE 812L ... GARDENS EXPEDITION
BASIN CHLOE 6198
BR MIDLAND ... TWIN VALLEY PRECISION E161
EXAR VALENTINE 5575 BR ROYAL LASS 7036-19
EXAR VALENTINE 3503 ... BON VIEW NEW DESIGN 1407
EXAR VALENTINE 1750

CED	BW	WW	Milk	YW	SC	\$EN	MARB	REA	Fat
10	1.3	41	22	83	0.02	1.31	0.45	0.41	0.015
Calving-Ease	\$W (Weaning)	\$F (Feedlot)	\$G (Grid)	\$B (Beef)					
★★★★	24.05	25.69	30.05	50.37					

Ranks in the Top 10% for REA EPD, 25% for MARB EPD, 20% for \$B Index.

26 EXAR FRANCHISE 86090 TF

Reg. No: 16104563 Tattoo: 86090 DOB: 2/2/2008

Act. BW 60
Adj. WW 695
Adj. YW 1,127
Adj. SC 32.8
Adj. IMF 6.23
Adj. REA 14.2

C A FUTURE DIRECTION 5321 ... G A R PRECISION 1680
BASIN FRANCHISE P142 C A MISS POWER FIX 308
BASIN CHLOE 812L ... GARDENS EXPEDITION
BASIN CHLOE 6198
TWIN VALLEY PRECISION E161 ... G A R PRECISION 1680
LAGRAND PRIMROSE 2231 W C C BLACKCAP C9
B A A R ROTH PRIMROSE 096 CV GDAR SVF RUSS 184B
N BAR PRIMROSE 2424

CED	BW	WW	Milk	YW	SC	\$EN	MARB	REA	Fat
10	1.6	45	24	86	-0.19	-0.99	0.40	0.35	0.014
Calving-Ease	\$W (Weaning)	\$F (Feedlot)	\$G (Grid)	\$B (Beef)					
★★★★	26.43	27.12	28.08	46.88					

Ranks in the Top 25% for Milk EPD, 15% for REA EPD, Note the Elite IMF scan of 6.23%!

EXPRESS RANCHES

Volume Discounts:

5-9 Bulls = 5% off

10 or more bulls = 10% off



27 | EXAR FRANCHISE 8438

Reg. No: 16240111 Tattoo: 8438 DOB: 2/22/2008

C A FUTURE DIRECTION 5321 ... G A R PRECISION 1680
BASIN FRANCHISE P142 C A MISS POWER FIX 308
 BASIN CHLOE 812L GARDENS EXPEDITION
 BASIN CHLOE 6198
 BASIN AMBUSH 694L ROCKN D AMBUSH 1531
EXAR ERISKAY 3715 FELLMAN QUEEN MOTHER 7506
 ERISKAY OF ROLLIN ROCK 1702 . R R ULTRA HERO 7401
 ERISKAY OF ROLLIN ROCK 8211

CED	BW	WW	Milk	YW	SC	\$EN	MARB	REA	Fat
8	1.0	37	20	69		7.33	0.33	0.37	0.004
Calving-Ease		\$W (Weaning)		\$F (Feedlot)		\$G (Grid)		\$B (Beef)	
★★		25.18		13.86		27.75		39.44	

Ranks in the Top 25% for BW EPD, 15% for REA EPD.

28 | EXAR FRANCHISE 81139

Reg. No: 15965440 Tattoo: 81139 DOB: 2/21/2008

C A FUTURE DIRECTION 5321 ... G A R PRECISION 1680
BASIN FRANCHISE P142 C A MISS POWER FIX 308
 BASIN CHLOE 812L GARDENS EXPEDITION
 BASIN CHLOE 6198
 EXAR NEW LOOK 2971 BON VIEW NEW DESIGN 1407
EXAR ERICA 5169 N BAR PRIMROSE 2424
 BLACKJACKS ERICA 205 TWIN VALLEY PRECISION E161
 SUMMITCREST ERICA G184

CED	BW	WW	Milk	YW	SC	\$EN	MARB	REA	Fat
8	1.7	47	27	87	-0.04	-0.56	0.39	0.51	0.018
Calving-Ease		\$W (Weaning)		\$F (Feedlot)		\$G (Grid)		\$B (Beef)	
★★★★		27.39		27.34		29.15		48.01	

Ranks in the Top 10% for Milk EPD, 3% for REA EPD, 25% for \$B Index. Scanned a Big Ribeye of 17.6 sq inches.

29 | EXAR FRANCHISE 86093 TF

Reg. No: 16100605 Tattoo: 86093 DOB: 2/14/2008

C A FUTURE DIRECTION 5321 ... G A R PRECISION 1680
BASIN FRANCHISE P142 C A MISS POWER FIX 308
 BASIN CHLOE 812L GARDENS EXPEDITION
 BASIN CHLOE 6198
 SUMMITCREST HIGH PRIME 0H29 GARDENS PRIME TIME
EXAR FOREVER LADY 608 SUMMITCREST MISSIE 2F55
 THREE TREES FOREVERLADY 1960 BON VIEW NEW DESIGN 1407
 GDAR SVF FOREVER LADY 223D

CED	BW	WW	Milk	YW	SC	\$EN	MARB	REA	Fat
6	2.7	47	26	77	0.17	-0.57	0.50	0.64	0.004
Calving-Ease		\$W (Weaning)		\$F (Feedlot)		\$G (Grid)		\$B (Beef)	
★★★		28.22		17.70		37.54		39.56	

Ranks in the Top 15% for Milk EPD, 1% for REA EPD, 20% for MARB EPD, Scanned a Big Ribeye of 17.6 sq inches.

30 | EXAR FRANCHISE 84168

Reg. No: 15995373 Tattoo: 84168 DOB: 3/1/2008

C A FUTURE DIRECTION 5321 ... G A R PRECISION 1680
BASIN FRANCHISE P142 C A MISS POWER FIX 308
 BASIN CHLOE 812L GARDENS EXPEDITION
 BASIN CHLOE 6198
 BON VIEW NEW DESIGN 1407 ... B/R NEW DESIGN 036
WK PRINCESS 1194 BON VIEW PRIDE 664
 WK PRINCESS 8401 WK UPDATE
 WK PRINCESS 6311

CED	BW	WW	Milk	YW	SC	\$EN	MARB	REA	Fat
11	0.1	46	28	88	-0.01	-5.82	0.54	0.32	0.032
Calving-Ease		\$W (Weaning)		\$F (Feedlot)		\$G (Grid)		\$B (Beef)	
★★★★		28.32		28.71		29.67		50.52	

Ranks in the Top 10% for BW EPD, 5% for Milk EPD, 20% for REA EPD, 15% for MARB EPD, 20% for \$B Index.

31 | EXAR FRANCHISE 84182

Reg. No: 15995379 Tattoo: 84182 DOB: 3/3/2008

C A FUTURE DIRECTION 5321 ... G A R PRECISION 1680
BASIN FRANCHISE P142 C A MISS POWER FIX 308
 BASIN CHLOE 812L GARDENS EXPEDITION
 BASIN CHLOE 6198
 BON VIEW NEW DESIGN 1407 ... B/R NEW DESIGN 036
WK PRINCESS 1194 BON VIEW PRIDE 664
 WK PRINCESS 8401 WK UPDATE
 WK PRINCESS 6311

CED	BW	WW	Milk	YW	SC	\$EN	MARB	REA	Fat
11	0.1	46	28	88	-0.01	-5.82	0.54	0.32	0.032
Calving-Ease		\$W (Weaning)		\$F (Feedlot)		\$G (Grid)		\$B (Beef)	
★★★★		28.32		28.71		29.67		50.52	

Ranks in the Top 10% for BW EPD, 5% for Milk EPD, 20% for REA EPD, 15% for MARB EPD, 20% for \$B Index.

32 | EXAR FRANCHISE 84180

Reg. No: 15995378 Tattoo: 84180 DOB: 3/2/2008

C A FUTURE DIRECTION 5321 ... G A R PRECISION 1680
BASIN FRANCHISE P142 C A MISS POWER FIX 308
 BASIN CHLOE 812L GARDENS EXPEDITION
 BASIN CHLOE 6198
 BON VIEW NEW DESIGN 1407 ... B/R NEW DESIGN 036
WK PRINCESS 1194 BON VIEW PRIDE 664
 WK PRINCESS 8401 WK UPDATE
 WK PRINCESS 6311

CED	BW	WW	Milk	YW	SC	\$EN	MARB	REA	Fat
11	0.1	46	28	88	-0.01	-5.82	0.54	0.32	0.032
Calving-Ease		\$W (Weaning)		\$F (Feedlot)		\$G (Grid)		\$B (Beef)	
★★★★		28.32		28.71		29.67		50.52	

Ranks in the Top 10% for BW EPD, 5% for Milk EPD, 20% for REA EPD, 15% for MARB EPD, 20% for \$B Index.

FREE DELIVERY
OR
ExpressSM
\$50 OFF
BULLS ONLY



LOT 30

7 full brothers sell as Lots 30-36.



33 | EXAR FRANCHISE 84175

Reg. No: 15995376 Tattoo: 84175 DOB: 3/2/2008

C A FUTURE DIRECTION 5321 ...	G A R PRECISION 1680	Act. BW
BASIN FRANCHISE P142	C A MISS POWER FIX 308	60
BASIN CHLOE 812L	GARDENS EXPEDITION	Adj. WW
	BASIN CHLOE 6198	614
		Adj. YW
BON VIEW NEW DESIGN 1407 ...	B/R NEW DESIGN 036	Adj. SC
WK PRINCESS 1194	BON VIEW PRIDE 664	
WK PRINCESS 8401.....	WK UPDATE	Adj. IMF
	WK PRINCESS 6311	
		Adj. REA

CED	BW	WW	Milk	YW	SC	\$EN	MARB	REA	Fat
11	0.1	46	28	88	-0.01	-5.82	0.54	0.32	0.032

Calving-Ease	\$W (Weaning)	\$F (Feedlot)	\$G (Grid)	\$B (Beef)
★★★★	28.32	28.71	29.67	50.52

Ranks in the Top 10% for BW EPD, 5% for Milk EPD, 20% for REA EPD, 15% for MARB EPD, 20% for \$B Index.

34 | EXAR FRANCHISE 84174

Reg. No: 15995375 Tattoo: 84174 DOB: 3/2/2008

C A FUTURE DIRECTION 5321 ...	G A R PRECISION 1680	Act. BW
BASIN FRANCHISE P142	C A MISS POWER FIX 308	60
BASIN CHLOE 812L	GARDENS EXPEDITION	Adj. WW
	BASIN CHLOE 6198	588
		Adj. YW
BON VIEW NEW DESIGN 1407 ...	B/R NEW DESIGN 036	Adj. SC
WK PRINCESS 1194	BON VIEW PRIDE 664	
WK PRINCESS 8401.....	WK UPDATE	Adj. IMF
	WK PRINCESS 6311	
		Adj. REA

CED	BW	WW	Milk	YW	SC	\$EN	MARB	REA	Fat
11	0.1	46	28	88	-0.01	-5.82	0.54	0.32	0.032

Calving-Ease	\$W (Weaning)	\$F (Feedlot)	\$G (Grid)	\$B (Beef)
★★★★	28.32	28.71	29.67	50.52

Ranks in the Top 10% for BW EPD, 5% for Milk EPD, 20% for REA EPD, 15% for MARB EPD, 20% for \$B Index.

35 | EXAR FRANCHISE 84171

Reg. No: 16037863 Tattoo: 84171 DOB: 3/2/2008

C A FUTURE DIRECTION 5321 ...	G A R PRECISION 1680	Act. BW
BASIN FRANCHISE P142	C A MISS POWER FIX 308	76
BASIN CHLOE 812L	GARDENS EXPEDITION	Adj. WW
	BASIN CHLOE 6198	684
		Adj. YW
BON VIEW NEW DESIGN 1407 ...	B/R NEW DESIGN 036	Adj. SC
WK PRINCESS 1194	BON VIEW PRIDE 664	
WK PRINCESS 8401.....	WK UPDATE	Adj. IMF
	WK PRINCESS 6311	
		Adj. REA

CED	BW	WW	Milk	YW	SC	\$EN	MARB	REA	Fat
11	0.1	46	28	88	-0.01	-5.82	0.54	0.32	0.032

Calving-Ease	\$W (Weaning)	\$F (Feedlot)	\$G (Grid)	\$B (Beef)
★★★★	28.32	28.71	29.67	50.52

Ranks in the Top 10% for BW EPD, 5% for Milk EPD, 20% for REA EPD, 15% for MARB EPD, 20% for \$B Index.

36 | EXAR FRANCHISE 84205

Reg. No: 16033947 Tattoo: 84205 DOB: 3/6/2008

C A FUTURE DIRECTION 5321 ...	G A R PRECISION 1680	Act. BW
BASIN FRANCHISE P142	C A MISS POWER FIX 308	98
BASIN CHLOE 812L	GARDENS EXPEDITION	Adj. WW
	BASIN CHLOE 6198	703
		Adj. YW
BON VIEW NEW DESIGN 1407 ...	B/R NEW DESIGN 036	Adj. SC
WK PRINCESS 1194	BON VIEW PRIDE 664	
WK PRINCESS 8401.....	WK UPDATE	Adj. IMF
	WK PRINCESS 6311	
		Adj. REA

CED	BW	WW	Milk	YW	SC	\$EN	MARB	REA	Fat
11	0.1	46	28	88	-0.01	-5.82	0.54	0.32	0.032

Calving-Ease	\$W (Weaning)	\$F (Feedlot)	\$G (Grid)	\$B (Beef)
★★	28.32	28.71	29.67	50.52

Ranks in the Top 10% for BW EPD, 5% for Milk EPD, 20% for REA EPD, 15% for MARB EPD, 20% for \$B Index.

37 | EXAR FRANCHISE 84204

Reg. No: 15995386 Tattoo: 84204 DOB: 3/14/2008

C A FUTURE DIRECTION 5321 ...	G A R PRECISION 1680	Act. BW
BASIN FRANCHISE P142	C A MISS POWER FIX 308	78
BASIN CHLOE 812L	GARDENS EXPEDITION	Adj. WW
	BASIN CHLOE 6198	618
		Adj. YW
BR MIDLAND	TWIN VALLEY PRECISION E161	Adj. SC
EXG ERICA R603 R3	BR ROYAL LASS 7036-19	
BON VIEW ERICA 2127.....	BON VIEW BANDO 1394	Adj. IMF
	BON VIEW ERICA 443	
		Adj. REA

CED	BW	WW	Milk	YW	SC	\$EN	MARB	REA	Fat
9	0.6	48	22	84	0.41	1.00	0.53	0.36	0.015

Calving-Ease	\$W (Weaning)	\$F (Feedlot)	\$G (Grid)	\$B (Beef)
★★★★	29.44	24.03	31.80	51.70

Ranks in the Top 20% for BW EPD, 15% for REA EPD, 15% for MARB EPD, 20% for \$B Index.

38 | EXAR FRANCHISE 83207

Reg. No: 15987187 Tattoo: 83207 DOB: 3/4/2008

C A FUTURE DIRECTION 5321 ...	G A R PRECISION 1680	Act. BW
BASIN FRANCHISE P142	C A MISS POWER FIX 308	92
BASIN CHLOE 812L	GARDENS EXPEDITION	Adj. WW
	BASIN CHLOE 6198	625
		Adj. YW
EXAR NEW LOOK 2971.....	BON VIEW NEW DESIGN 1407	Adj. IMF
EXAR EXG EVERGREEN 5360	N BAR PRIMROSE 2424	
EXG EVERGREEN M36 R3.....	C A FUTURE DIRECTION 5321	Adj. REA
	R3 EVERGREEN K132	

CED	BW	WW	Milk	YW	SC	\$EN	MARB	REA	Fat
9	0.9	45	29	82	-0.08	-4.94	0.57	0.46	0.011

Calving-Ease	\$W (Weaning)	\$F (Feedlot)	\$G (Grid)	\$B (Beef)
★★	28.79	23.21	34.24	54.60

Ranks in the Top 25% for BW EPD, 3% for Milk EPD, 5% for REA EPD, 10% for MARB EPD, 10% for \$B Index.

39 | EXAR FRANCHISE 83213

Reg. No: 15987193 Tattoo: 83213 DOB: 3/5/2008

C A FUTURE DIRECTION 5321 ...	G A R PRECISION 1680	Act. BW
BASIN FRANCHISE P142	C A MISS POWER FIX 308	91
BASIN CHLOE 812L	GARDENS EXPEDITION	Adj. WW
	BASIN CHLOE 6198	532
		Adj. YW
EXAR NEW LOOK 2971.....	BON VIEW NEW DESIGN 1407	Adj. SC
EXAR EXG EVERGREEN 5360	N BAR PRIMROSE 2424	
EXG EVERGREEN M36 R3.....	C A FUTURE DIRECTION 5321	Adj. IMF
	R3 EVERGREEN K132	
		Adj. REA

CED	BW	WW	Milk	YW	SC	\$EN	MARB	REA	Fat
9	0.9	45	29	82	-0.08	-4.94	0.57	0.46	0.011

Calving-Ease	\$W (Weaning)	\$F (Feedlot)	\$G (Grid)	\$B (Beef)
★★	28.79	23.21	34.24	54.60

Ranks in the Top 25% for BW EPD, 3% for Milk EPD, 5% for REA EPD, 10% for MARB EPD, 10% for \$B Index.

40 | EXAR FRANCHISE 83201

Reg. No: 15987182 Tattoo: 83201 DOB: 3/1/2008

C A FUTURE DIRECTION 5321 ...	G A R PRECISION 1680	Act. BW
BASIN FRANCHISE P142	C A MISS POWER FIX 308	63
BASIN CHLOE 812L	GARDENS EXPEDITION	Adj. WW
	BASIN CHLOE 6198	531
		Adj. YW
EXAR NEW LOOK 2971.....	BON VIEW NEW DESIGN 1407	Adj. SC
EXAR EXG EVERGREEN 5360	N BAR PRIMROSE 2424	
EXG EVERGREEN M36 R3.....	C A FUTURE DIRECTION 5321	Adj. IMF
	R3 EVERGREEN K132	
		Adj. REA

CED	BW	WW	Milk	YW	SC	\$EN	MARB	REA	Fat
9	0.9	45	29	82	-0.08	-4.94	0.57	0.46	0.011

Calving-Ease	\$W (Weaning)	\$F (Feedlot)	\$G (Grid)	\$B (Beef)
★★★★	28.79	23.21	34.24	54.60

Ranks in the Top 25% for BW EPD, 3% for Milk EPD, 5% for REA EPD, 10% for MARB EPD, 10% for \$B Index.



41 | EXAR FRANCHISE 8844

Reg. No: 15985886 Tattoo: 8844 DOB: 3/11/2008

C A FUTURE DIRECTION 5321 ... G A R PRECISION 1680
BASIN FRANCHISE P142 C A MISS POWER FIX 308
 BASIN CHLOE 812L GARDENS EXPEDITION
 BASIN CHLOE 6198
 EXAR NEW LOOK 2971..... BON VIEW NEW DESIGN 1407
EXAR BLACKBIRD GEM 5192 N BAR PRIMROSE 2424
 O S U BLACKBIRD GEM 1164... TWIN VALLEY PRECISION E161
 O S U BLACKBIRD GEM 535B

CED	BW	WW	Milk	YW	SC	\$EN	MARB	REA	Fat
7	2.6	37	17	77	0.24	7.59	0.46	0.46	0.015

Calving-Ease	\$W (Weaning)	\$F (Feedlot)	\$G (Grid)	\$B (Beef)
★★★	19.15	21.39	30.76	50.93

Ranks in the Top 5% for REA EPD, 25% for MARB EPD, 20% for \$B Index.

42 | EXAR FRANCHISE 8795

Reg. No: 15985839 Tattoo: 8795 DOB: 3/1/2008

C A FUTURE DIRECTION 5321 ... G A R PRECISION 1680
BASIN FRANCHISE P142 C A MISS POWER FIX 308
 BASIN CHLOE 812L GARDENS EXPEDITION
 BASIN CHLOE 6198
 RR I'M BACK 2779..... RITO 616 OF 4B20 6807
EXAR BLACKCAP 5718 DIXIE ERICA OF R R 7438
 BLACKCAP OF RR 3995 HAR MINGUS 0167
 BLACKCAP OF RR 53

CED	BW	WW	Milk	YW	SC	\$EN	MARB	REA	Fat
7	1.9	53	24	94		-3.92	0.37	0.33	0.010

Calving-Ease	\$W (Weaning)	\$F (Feedlot)	\$G (Grid)	\$B (Beef)
★★★	28.54	31.99	26.82	48.56

Ranks in the Top 15% for WW EPD, 15% for YW EPD, 25% for Milk EPD, 15% for REA EPD, 25% for \$B Index.

43 | EXAR FRANCHISE 81189

Reg. No: 15999511 Tattoo: 81189 DOB: 3/21/2008

C A FUTURE DIRECTION 5321 ... G A R PRECISION 1680
BASIN FRANCHISE P142 C A MISS POWER FIX 308
 BASIN CHLOE 812L GARDENS EXPEDITION
 BASIN CHLOE 6198
 BON VIEW NEW DESIGN 1407 ... B/R NEW DESIGN 036
TWIN VALLEY PRIMROSE 4591 BON VIEW PRIDE 664
 TWIN VALLEY PRIMROSE 1438... SCHOENES FIX IT 826
 N BAR PRIMROSE 2424

CED	BW	WW	Milk	YW	SC	\$EN	MARB	REA	Fat
9	1.2	44	31	79	0.25	-5.96	0.62	0.37	0.032

Calving-Ease	\$W (Weaning)	\$F (Feedlot)	\$G (Grid)	\$B (Beef)
★★★	28.87	20.70	33.20	49.10

Ranks in the Top 1% for Milk EPD, 15% for REA EPD, 10% for MARB EPD, 25% for \$B Index.

44 | EXAR FRANCHISE 81209

Reg. No: 15999526 Tattoo: 81209 DOB: 3/27/2008

C A FUTURE DIRECTION 5321 ... G A R PRECISION 1680
BASIN FRANCHISE P142 C A MISS POWER FIX 308
 BASIN CHLOE 812L GARDENS EXPEDITION
 BASIN CHLOE 6198
 BON VIEW NEW DESIGN 1407 ... B/R NEW DESIGN 036
TWIN VALLEY PRIMROSE 4591 BON VIEW PRIDE 664
 TWIN VALLEY PRIMROSE 1438... SCHOENES FIX IT 826
 N BAR PRIMROSE 2424

CED	BW	WW	Milk	YW	SC	\$EN	MARB	REA	Fat
9	1.2	44	31	79	0.25	-5.96	0.62	0.37	0.032

Calving-Ease	\$W (Weaning)	\$F (Feedlot)	\$G (Grid)	\$B (Beef)
★★★	28.87	20.70	33.20	49.10

Ranks in the Top 1% for Milk EPD, 15% for REA EPD, 10% for MARB EPD, 25% for \$B Index.

45 | EXAR FRANCHISE 8171

Reg. No: 15981956 Tattoo: 8171 DOB: 3/4/2008

C A FUTURE DIRECTION 5321 ... G A R PRECISION 1680
BASIN FRANCHISE P142 C A MISS POWER FIX 308
 BASIN CHLOE 812L GARDENS EXPEDITION
 BASIN CHLOE 6198
 EXAR MERIT 216 BON VIEW NEW DESIGN 1407
ROLLIN ROCK BLACKBIRD 4151 DIXIE ERICA OF R R 7530
 ROLLIN ROCK BLACKBIRD 6638... LUKENS 711 BUSTER 3163
 ROLLIN ROCK BLACKBIRD 2436

CED	BW	WW	Milk	YW	SC	\$EN	MARB	REA	Fat
7	2.6	39	28	70	0.26	-0.37	0.36	0.32	0.028

Calving-Ease	\$W (Weaning)	\$F (Feedlot)	\$G (Grid)	\$B (Beef)
★★★	25.07	14.07	25.39	38.99

Ranks in the Top 5% for Milk EPD, 20% for REA EPD.

46 | EXAR FRANCHISE 84225

Reg. No: 16035208 Tattoo: 84225 DOB: 3/30/2008

C A FUTURE DIRECTION 5321 ... G A R PRECISION 1680
BASIN FRANCHISE P142 C A MISS POWER FIX 308
 BASIN CHLOE 812L GARDENS EXPEDITION
 BASIN CHLOE 6198
 BR MIDLAND TWIN VALLEY PRECISION E161
EXG ERICA R603 R3 BR ROYAL LASS 7036-19
 BON VIEW ERICA 2127..... BON VIEW BANDO 1394
 BON VIEW ERICA 443

CED	BW	WW	Milk	YW	SC	\$EN	MARB	REA	Fat
9	0.6	48	22	84	0.41	1.00	0.53	0.36	0.015

Calving-Ease	\$W (Weaning)	\$F (Feedlot)	\$G (Grid)	\$B (Beef)
★★★	29.44	24.03	31.80	51.70

Ranks in the Top 20% for BW EPD, 15% for REA EPD, 15% for MARB EPD, 20% for \$B Index.





47 | EXAR FRANCHISE 81178

Reg. No: 16006134 Tattoo: 81178 DOB: 3/21/2008

C A FUTURE DIRECTION 5321 ... G A R PRECISION 1680
BASIN FRANCHISE P142 C A MISS POWER FIX 308
 BASIN CHLOE 812L GARDENS EXPEDITION
 BON VIEW NEW DESIGN 1407 ... B/R NEW DESIGN 036
EXAR EVERELDA ENTENSE 4444 BON VIEW PRIDE 664
 BT EVERELDA ENTENSE 177H ... TC STOCKMAN 365
 SITZ EVERELDA ENTENSE 1905

Act. BW 73
 Adj. WW 688
 Adj. YW
 Adj. SC
 Adj. IMF
 Adj. REA

CED	BW	WW	Milk	YW	SC	\$EN	MARB	REA	Fat
12	-0.1	45	31	83		-7.18	0.50	0.38	0.001

Calving-Ease	\$W (Weaning)	\$F (Feedlot)	\$G (Grid)	\$B (Beef)
★★★★	29.63	24.18	33.12	50.45

Ranks in the Top 10% for BW EPD, 1% for Milk EPD, 10% for REA EPD, 20% for MARB EPD, 20% for \$B Index.

48 | EXAR FRANCHISE 81173

Reg. No: 15999501 Tattoo: 81173 DOB: 3/18/2008

C A FUTURE DIRECTION 5321 ... G A R PRECISION 1680
BASIN FRANCHISE P142 C A MISS POWER FIX 308
 BASIN CHLOE 812L GARDENS EXPEDITION
 BON VIEW NEW DESIGN 1407 ... B/R NEW DESIGN 036
TWIN VALLEY PRIMROSE 4591 BON VIEW PRIDE 664
 TWIN VALLEY PRIMROSE 1438 ... SCHOENES FIX IT 826
 N BAR PRIMROSE 2424

Act. BW 76
 Adj. WW 604
 Adj. YW
 Adj. SC
 Adj. IMF
 Adj. REA

CED	BW	WW	Milk	YW	SC	\$EN	MARB	REA	Fat
9	1.2	44	31	79	0.25	-5.96	0.62	0.37	0.032

Calving-Ease	\$W (Weaning)	\$F (Feedlot)	\$G (Grid)	\$B (Beef)
★★★★	28.87	20.70	33.20	49.10

Ranks in the Top 1% for Milk EPD, 15% for REA EPD, 10% for MARB EPD, 25% for \$B Index.

49 | EXAR FRANCHISE 8181

Reg. No: 16203451 Tattoo: 8181 DOB: 3/1/2008

C A FUTURE DIRECTION 5321 ... G A R PRECISION 1680
BASIN FRANCHISE P142 C A MISS POWER FIX 308
 BASIN CHLOE 812L GARDENS EXPEDITION
 ACF/CSF COMPLETE DESIGN 0248 B/R NEW DESIGN 036
DF BLACKCAP R314 DAVIS YR BLACKBIRD 558H
 WARFIELDS BLACKCAP 911..... LEACHMAN EXPLORER
 SUNSET STOEPELS BLACKCAP

Act. BW 82
 Adj. WW 665
 Adj. YW
 Adj. SC
 Adj. IMF
 Adj. REA

CED	BW	WW	Milk	YW	SC	\$EN	MARB	REA	Fat
6	2.7	48	24	84		-0.84			

Calving-Ease	\$W (Weaning)	\$F (Feedlot)	\$G (Grid)	\$B (Beef)
★★★	26.46	24.03		

Ranks in the Top 25% for Milk EPD.

50 | EXAR FRANCHISE 81193

Reg. No: 15999515 Tattoo: 81193 DOB: 3/22/2008

C A FUTURE DIRECTION 5321 ... G A R PRECISION 1680
BASIN FRANCHISE P142 C A MISS POWER FIX 308
 BASIN CHLOE 812L GARDENS EXPEDITION
 EXAR NEW LOOK 2971..... BON VIEW NEW DESIGN 1407
EXAR BLACKBIRD 5494 N BAR PRIMROSE 2424
 ACF BLACKBIRD 0276 B/R NEW DESIGN 036
 DAVIS YR BLACKBIRD 558H

Act. BW 76
 Adj. WW 585
 Adj. YW
 Adj. SC
 Adj. IMF
 Adj. REA

CED	BW	WW	Milk	YW	SC	\$EN	MARB	REA	Fat
9	0.0	46	27	86		-4.25	0.50	0.43	0.020

Calving-Ease	\$W (Weaning)	\$F (Feedlot)	\$G (Grid)	\$B (Beef)
★★★★	28.89	26.74	30.73	53.50

Ranks in the Top 10% for BW EPD, 10% for Milk EPD, 10% for REA EPD, 20% for MARB EPD, 10% for \$B Index.

51 | EXAR FRANCHISE 8162

Reg. No: 16143704 Tattoo: 8162 DOB: 3/20/2008

C A FUTURE DIRECTION 5321 ... G A R PRECISION 1680
BASIN FRANCHISE P142 C A MISS POWER FIX 308
 BASIN CHLOE 812L GARDENS EXPEDITION
 BON VIEW NEW DESIGN 1407 ... B/R NEW DESIGN 036
EXAR MISS TRAVELER 5491 BON VIEW PRIDE 664
 EXAR MISS TRAVELER 3425 G A R PRECISION 1680
 BROST MISS TRAVELER 703

Act. BW 72
 Adj. WW 591
 Adj. YW
 Adj. SC
 Adj. IMF
 Adj. REA

CED	BW	WW	Milk	YW	SC	\$EN	MARB	REA	Fat
11	0.0	42	24	84	-0.19	-0.84	0.67	0.42	0.027

Calving-Ease	\$W (Weaning)	\$F (Feedlot)	\$G (Grid)	\$B (Beef)
★★★★	26.14	26.29	34.65	55.79

Ranks in the Top 10% for BW EPD, 25% for Milk EPD, 10% for REA EPD, 5% for MARB EPD, 10% for \$B Index.

52 | EXAR FRANCHISE 8854

Reg. No: 16093434 Tattoo: 8854 DOB: 3/13/2008

C A FUTURE DIRECTION 5321 ... G A R PRECISION 1680
BASIN FRANCHISE P142 C A MISS POWER FIX 308
 BASIN CHLOE 812L GARDENS EXPEDITION
 BON VIEW NEW DESIGN 1407 ... B/R NEW DESIGN 036
RF BLACKCAP BESSIE 6059 BON VIEW PRIDE 664
 L B F BLACKCAP BESSIE 311.... VERMILION DATELINE 7078
 L B F BLACKCAP BESSIE 934

Act. BW 70
 Adj. WW 839
 Adj. YW
 Adj. SC
 Adj. IMF
 Adj. REA

CED	BW	WW	Milk	YW	SC	\$EN	MARB	REA	Fat
11	0.2	52	29	94		-8.63			

Calving-Ease	\$W (Weaning)	\$F (Feedlot)	\$G (Grid)	\$B (Beef)
★★★★	30.72	32.38		

Ranks in the Top 15% for BW EPD, 15% for WW EPD, 15% for YW EPD, 3% for Milk EPD.

53 | EXAR FRANCHISE 8182

Reg. No: 16203452 Tattoo: 8182 DOB: 3/1/2008

C A FUTURE DIRECTION 5321 ... G A R PRECISION 1680
BASIN FRANCHISE P142 C A MISS POWER FIX 308
 BASIN CHLOE 812L GARDENS EXPEDITION
 BON VIEW NEW DESIGN 1407 ... B/R NEW DESIGN 036
R/M ENCHANTRESS 5E30 BON VIEW PRIDE 664
 JAYNBEE ENCHANTRESS 690B .. Q A S TRAVELER 23-4
 HIGH C ENCHANTRESS 313 OF GC

Act. BW 75
 Adj. WW 734
 Adj. YW
 Adj. SC
 Adj. IMF
 Adj. REA

CED	BW	WW	Milk	YW	SC	\$EN	MARB	REA	Fat
10	0.0	51	29	89	-0.14	-7.08	0.55	0.35	0.027

Calving-Ease	\$W (Weaning)	\$F (Feedlot)	\$G (Grid)	\$B (Beef)
★★★★	31.75	27.78	32.01	47.51

54 | EXAR FRANCHISE 84209

Reg. No: 16037864 Tattoo: 84209 DOB: 3/16/2008

C A FUTURE DIRECTION 5321 ... G A R PRECISION 1680
BASIN FRANCHISE P142 C A MISS POWER FIX 308
 BASIN CHLOE 812L GARDENS EXPEDITION
 EXAR NEW LOOK 2971..... BON VIEW NEW DESIGN 1407
HG BARBARA 5113 N BAR PRIMROSE 2424
 HOFF BARBARA S C 404 948... G M A R HI SPADE 039
 SIRE EPDs HOFF MISS PRECISION S C 219

Act. BW 76
 Adj. WW 620
 Adj. YW
 Adj. SC
 Adj. IMF
 Adj. REA

CED	BW	WW	Milk	YW	SC	\$EN	MARB	REA	Fat
11	0.2	49	29	88	0.10	-6.05	0.54	0.60	0.021

Calving-Ease	\$W (Weaning)	\$F (Feedlot)	\$G (Grid)	\$B (Beef)
★★★★	31.19	27.56	33.90	56.00



55 EXAR RAVEN 81071

Reg. No: 15955987 Tattoo: 81071 DOB: 2/8/2008

Act. BW 94
Adj. WW 711
Adj. YW 1,460
Adj. SC 32.0
Adj. IMF 4.61
Adj. REA 17.4

B C MARATHON 7022..... O C C KIRBY 633K
BC 7022 RAVEN 7965..... GIBBET HILL MIGNONNE E37
O C C BLACKBIRD 796F..... O C C BONANZA 880B
O C C BLACKBIRD 779A
KG DAKOTA..... C A FUTURE DIRECTION 5321
EXAR ERICA 5312..... NEW TREND 315 K G 3
BON VIEW ERICA 2127..... BON VIEW BANDO 1394
BON VIEW ERICA 443

CED	BW	WW	Milk	YW	SC	\$EN	MARB	REA	Fat
6	1.5	43	24	75	0.02	1.89	0.31	0.54	0.016

Calving-Ease	\$W (Weaning)	\$F (Feedlot)	\$G (Grid)	\$B (Beef)
★★	28.09	17.28	23.40	53.18

Ranks in the Top 25% for Milk EPD, 2% for REA EPD, 20% for \$B Index. An outstanding 1,460 lb. Adjusted Yearling Weight! Scanned a Big Ribeye of 17.4 sq inches.



LOT 55

56 EXAR RAVEN 81085

Reg. No: 15955996 Tattoo: 81085 DOB: 2/11/2008

Act. BW 70
Adj. WW 610
Adj. YW 1,183
Adj. SC 32.0
Adj. IMF 5.92
Adj. REA 15.7

B C MARATHON 7022..... O C C KIRBY 633K
BC 7022 RAVEN 7965..... GIBBET HILL MIGNONNE E37
O C C BLACKBIRD 796F..... O C C BONANZA 880B
O C C BLACKBIRD 779A
KG DAKOTA..... C A FUTURE DIRECTION 5321
EXAR ERICA 5312..... NEW TREND 315 K G 3
BON VIEW ERICA 2127..... BON VIEW BANDO 1394
BON VIEW ERICA 443

CED	BW	WW	Milk	YW	SC	\$EN	MARB	REA	Fat
6	-0.3	42	24	73	0.02	2.49	0.42	0.42	0.010

Calving-Ease	\$W (Weaning)	\$F (Feedlot)	\$G (Grid)	\$B (Beef)
★★★★	29.75	15.77	30.04	46.57

Ranks in the Top 10% for BW EPD, 25% for Milk EPD, 10% for REA EPD.

FREE DELIVERY
OR
Express
\$50 OFF
BULLS ONLY

57 EXARPAF RA 638 804

Reg. No: 16175651 Tattoo: 804 DOB: 1/25/2008

Act. BW 68
Adj. WW 698
Adj. YW 1,440
Adj. SC 33.6
Adj. IMF 5.18
Adj. REA 16.7

B C MARATHON 7022..... O C C KIRBY 633K
BC 7022 RAVEN 7965..... GIBBET HILL MIGNONNE E37
O C C BLACKBIRD 796F..... O C C BONANZA 880B
O C C BLACKBIRD 779A
PAF E128 SI T460..... EXAR SUDDEN IMPACT 1537
PAF 438 T460 638..... PAF 7684 DATELINE E128
PAF 1160 LUT 438..... EXAR LUTTON 1831
PAF 9581 616 1160

CED	BW	WW	Milk	YW	SC	\$EN	MARB	REA	Fat
5	1.8	48	23	93	-0.57	-2.69	0.20	0.35	0.005

Calving-Ease	\$W (Weaning)	\$F (Feedlot)	\$G (Grid)	\$B (Beef)
★★★★	25.35	32.94	22.00	39.70

Ranks in the Top 20% for YW EPD, 15% for REA EPD. An outstanding 1,440 lb. Adjusted Yearling Weight! Scanned a Big Ribeye of 16.7 sq inches.



LOT 57

58 EXAR RAVEN 81143

Reg. No: 15978436 Tattoo: 81143 DOB: 2/22/2008

Act. BW 87
Adj. WW 632
Adj. YW 1,262
Adj. SC 33
Adj. IMF 5.29
Adj. REA 16.3

B C MARATHON 7022..... O C C KIRBY 633K
BC 7022 RAVEN 7965..... GIBBET HILL MIGNONNE E37
O C C BLACKBIRD 796F..... O C C BONANZA 880B
O C C BLACKBIRD 779A
RITO 112 OF 2536 RITO 616..... RITO 616 OF 4B20 6807
EXAR PRIMROSE 5004..... G A R PRECISION 2536
ROTH PRIMROSE 1247..... TWIN VALLEY PRECISION E161
N BAR PRIMROSE 2424

CED	BW	WW	Milk	YW	SC	\$EN	MARB	REA	Fat
4	2.5	51	27	92	-0.78	-6.10	0.45	0.33	0.023

Calving-Ease	\$W (Weaning)	\$F (Feedlot)	\$G (Grid)	\$B (Beef)
★★★	27.02	30.76	28.36	48.83

Ranks in the Top 20% for WW EPD, 20% for YW EPD, 10% for Milk EPD, 15% for REA EPD, 25% for MARB EPD, 25% for \$B Index. Scanned a Big Ribeye of 16.3 sq inches.

59 EXAR RAVEN 84143

Reg. No: 15993796 Tattoo: 84143 DOB: 2/18/2008

Act. BW 82
Adj. WW 632
Adj. YW 1,354
Adj. SC 33.3
Adj. IMF 6.73
Adj. REA 15.8

B C MARATHON 7022..... O C C KIRBY 633K
BC 7022 RAVEN 7965..... GIBBET HILL MIGNONNE E37
O C C BLACKBIRD 796F..... O C C BONANZA 880B
O C C BLACKBIRD 779A
BON VIEW NEW DESIGN 1407... B/R NEW DESIGN 036
R3 2202 NEW DESIGN L301..... BON VIEW PRIDE 664
LEACHMAN BLACKCAP 2202.... N BAR EMULATION EXT
LEACHMAN BLACKCAP 0201..... LEACHMAN BLACKCAP 0201

CED	BW	WW	Milk	YW	SC	\$EN	MARB	REA	Fat
6	2.2	45	26	78	-0.45	-0.88	0.61	0.38	0.025

Calving-Ease	\$W (Weaning)	\$F (Feedlot)	\$G (Grid)	\$B (Beef)
★★★	27.54	19.38	33.28	51.36

Ranks in the Top 15% for Milk EPD, 10% for REA EPD, 10% for MARB EPD, 20% for \$B Index. Note the Elite IMF scan of 6.73%!



BC 7022 RAVEN 7965

Sire of Lots 55-66.

60 EXAR RAVEN 86073 TF

Reg. No: 16104551 Tattoo: 86073 DOB: 1/17/2008

Table listing parentage for lot 60, including B C MARATHON 7022, BC 7022 RAVEN 7965, O C C BLACKBIRD 796F, EXAR NEW LOOK 2971, EXAR ZARA 5074, and EXAR ZARA 2685.

Table with columns: CED, BW, WW, Milk, YW, SC, \$EN, MARB, REA, Fat. Values: 7, 1.4, 42, 20, 77, -0.52, 4.93, 0.18, 0.51, -0.007.

Table with columns: Calving-Ease, \$W (Weaning), \$F (Feedlot), \$G (Grid), \$B (Beef). Values: ★★, 26.02, 19.54, 24.53, 35.40.

Ranks in the Top 3% for REA EPD.

62 EXAR RAVEN 86094 TF

Reg. No: 16104550 Tattoo: 86094 DOB: 1/18/2008

Table listing parentage for lot 62, including B C MARATHON 7022, BC 7022 RAVEN 7965, O C C BLACKBIRD 796F, BR MIDLAND, TF LADY ERICA 4713, and ERICA LASSIE OF R R 7766.

Table with columns: CED, BW, WW, Milk, YW, SC, \$EN, MARB, REA, Fat. Values: 6, 3.0, 31, 19, 64, -0.47, 9.70, 0.28, 0.21, 0.001.

Table with columns: Calving-Ease, \$W (Weaning), \$F (Feedlot), \$G (Grid), \$B (Beef). Values: ★★, 18.33, 11.41, 26.31, 25.83.

Ranks in the Top 3% for REA EPD.

61 EXAR RAVEN 8443

Reg. No: 16240116 Tattoo: 8443 DOB: 2/24/2008

Table listing parentage for lot 61, including B C MARATHON 7022, BC 7022 RAVEN 7965, O C C BLACKBIRD 796F, ER EMULATION J122, RR SHOSHONE LADY 4539, and GDAR SHOSHONE LADY 8333.

Table with columns: CED, BW, WW, Milk, YW, SC, \$EN, MARB, REA, Fat. Values: 5, 2.3, 41, 25, 79, -0.20, -0.24, 0.28, 0.23, 0.047.

Table with columns: Calving-Ease, \$W (Weaning), \$F (Feedlot), \$G (Grid), \$B (Beef). Values: ★★★, 23.99, 21.82, 17.37, 38.30.

Ranks in the Top 20% for Milk EPD.

63 EXAR RAVEN 84150

Reg. No: 15993801 Tattoo: 84150 DOB: 2/20/2008

Table listing parentage for lot 63, including B C MARATHON 7022, BC 7022 RAVEN 7965, O C C BLACKBIRD 796F, BON VIEW NEW DESIGN 1407, R3 2202 NEW DESIGN L301, and LEACHMAN BLACKCAP 2202.

Table with columns: CED, BW, WW, Milk, YW, SC, \$EN, MARB, REA, Fat. Values: 6, 2.2, 45, 26, 78, -0.15, -0.88, 0.51, 0.44, 0.026.

Table with columns: Calving-Ease, \$W (Weaning), \$F (Feedlot), \$G (Grid), \$B (Beef). Values: ★★★, 27.54, 19.38, 31.17, 49.24.

Ranks in the Top 15% for Milk EPD, 5% for REA EPD, 15% for MARB EPD, and 25% for \$B Index.

64 EXAR RAVEN 8104

Reg. No: 16143687 Tattoo: 8104 DOB: 2/2/2008

Table listing parentage for lot 64, including B C MARATHON 7022, BC 7022 RAVEN 7965, O C C BLACKBIRD 796F, BON VIEW NEW DESIGN 1407, RIVERBEND BLACKCAP R166, and RIVERBEND BLACKCAP 2330.

Table with columns: CED, BW, WW, Milk, YW, SC, \$EN, MARB, REA, Fat. Values: 4, 3.1, 45, 23, 78, 1.91, 0.52, 0.37, 0.001.

Table with columns: Calving-Ease, \$W (Weaning), \$F (Feedlot), \$G (Grid), \$B (Beef). Values: ★★, 25.10, 19.38, 35.25, 40.97.

Ranks in the Top 15% for REA EPD, and 15% for MARB EPD.

65 EXAR RAVEN 8448

Reg. No: 16244922 Tattoo: 8448 DOB: 2/28/2008

Table listing parentage for lot 65, including B C MARATHON 7022, BC 7022 RAVEN 7965, O C C BLACKBIRD 796F, SUMMITCREST HIGH PRIME OH29, EXAR MISS PRIDE 3971, and EXAR MISS PRIDE 0429.

Table with columns: CED, BW, WW, Milk, YW, SC, \$EN, MARB, REA, Fat. Values: -2, 4.1, 39, 19, 74, -0.42, 6.73, 0.45, 0.45, -0.010.

Table with columns: Calving-Ease, \$W (Weaning), \$F (Feedlot), \$G (Grid), \$B (Beef). Values: ★, 18.84, 17.80, 33.63, 48.05.

Ranks in the Top 5% for REA EPD, 25% for MARB EPD, and 25% for \$B Index.

66 EXARPAF RA 621 815

Reg. No: 16175659 Tattoo: 815 DOB: 2/10/2008

Table listing parentage for lot 66, including B C MARATHON 7022, BC 7022 RAVEN 7965, O C C BLACKBIRD 796F, BR MIDLAND, PAF 1160 MI 621, and PAF 9581 616 1160.

Table with columns: CED, BW, WW, Milk, YW, SC, \$EN, MARB, REA, Fat. Values: 7, 2.9, 42, 17, 77, -0.51, 7.59, 0.14, 0.34, 0.002.

Table with columns: Calving-Ease, \$W (Weaning), \$F (Feedlot), \$G (Grid), \$B (Beef). Values: ★★, 22.15, 19.54, 21.07, 26.82.

Ranks in the Top 15% for REA EPD and Scanned a Big Ribeye of 16.6 sq inches.



67 EXAR NEW LOOK 84038

Reg. No: 15946690 Tattoo: 84038 DOB: 1/19/2008

Act. BW 70
Adj. WW 675
Adj. YW 1,353
Adj. SC 32.4
Adj. IMF 4.43
Adj. REA 16.2

BON VIEW NEW DESIGN 1407 ... B/R NEW DESIGN 036
EXAR NEW LOOK 2971 BON VIEW PRIDE 664
N BAR PRIMROSE 2424 EMULATION 31
PRIMROSE N BAR 9962
RITO 112 OF 2536 RITO 616 RITO 616 OF 4B20 6807
SOUTHERN EVERGREEN 3123 G A R PRECISION 2536
TWIN VALLEY EVERGREEN 6569 . SITZ TRAVELER 8180
TWIN VALLEY EVERGREEN 1135

CED	BW	WW	Milk	YW	SC	\$EN	MARB	REA	Fat
8	1.9	51	20	97	-0.37	-1.21	0.35	0.17	0.027

Calving-Ease	\$W (Weaning)	\$F (Feedlot)	\$G (Grid)	\$B (Beef)
★★★★	25.32	35.82	22.84	43.08

Ranks in the Top 20% for WW EPD, 10% for YW EPD and Scanned a Big Ribeye of 16.2 sq inches.



EXAR NEW LOOK 2971

Sire of Lots 67-73.

68 EXAR NEW LOOK 84043

Reg. No: 15946695 Tattoo: 84043 DOB: 1/19/2008

Act. BW 72
Adj. WW 680
Adj. YW 1,542
Adj. SC 35.4
Adj. IMF 4.62
Adj. REA 16.4

BON VIEW NEW DESIGN 1407 ... B/R NEW DESIGN 036
EXAR NEW LOOK 2971 BON VIEW PRIDE 664
N BAR PRIMROSE 2424 EMULATION 31
PRIMROSE N BAR 9962
BR MIDLAND TWIN VALLEY PRECISION E161
MONARCH PRIDE P199 BR ROYAL LASS 7036-19
SOUTHERN PRIDE 2341 RITO 616 OF 4B20 6807
BON VIEW PRIDE 664

CED	BW	WW	Milk	YW	SC	\$EN	MARB	REA	Fat
9	1.6	49	23	92	0.08	-2.38	0.35	0.33	0.005

Calving-Ease	\$W (Weaning)	\$F (Feedlot)	\$G (Grid)	\$B (Beef)
★★★★	26.77	31.54	25.54	52.08

Ranks in the Top 25% for WW EPD, 20% for YW EPD, 15% for REA EPD, and 20% for \$B Index. An outstanding 1,542 lbs. Adjusted Yearling Weight! Scanned a Big Ribeye of 16.4 sq inches.

69 EXAR NEW LOOK 83015

Reg. No: 15949645 Tattoo: 83015 DOB: 1/9/2008

Act. BW 66
Adj. WW 599
Adj. YW 1,244
Adj. SC 35.1
Adj. IMF 5.15
Adj. REA 13.0

BON VIEW NEW DESIGN 1407 ... B/R NEW DESIGN 036
EXAR NEW LOOK 2971 BON VIEW PRIDE 664
N BAR PRIMROSE 2424 EMULATION 31
PRIMROSE N BAR 9962
BR MIDLAND TWIN VALLEY PRECISION E161
EXG RUBY OF TIFFANY 6059 R3 BR ROYAL LASS 7036-19
RODROCK RUBY OF TIFFANY M167 G A R PRECISION 1680
B/R RUBY OF TIFFANY 722

CED	BW	WW	Milk	YW	SC	\$EN	MARB	REA	Fat
10	1.3	36	17	82	-0.05	6.08	0.39	0.11	0.003

Calving-Ease	\$W (Weaning)	\$F (Feedlot)	\$G (Grid)	\$B (Beef)
★★★★	19.40	26.61	26.67	42.04

Ranks in the Top 20% for YW EPD, and 25% for \$B Index.

70 EXAR NEW LOOK 83030

Reg. No: 15949659 Tattoo: 83030 DOB: 1/12/2008

Act. BW 80
Adj. WW 743
Adj. YW 1,335
Adj. SC 38.7
Adj. IMF 5.18
Adj. REA 14.3

BON VIEW NEW DESIGN 1407 ... B/R NEW DESIGN 036
EXAR NEW LOOK 2971 BON VIEW PRIDE 664
N BAR PRIMROSE 2424 EMULATION 31
PRIMROSE N BAR 9962
BR MIDLAND TWIN VALLEY PRECISION E161
J&J QUEEN 591 BR ROYAL LASS 7036-19
J&J QUEENIE 9206 A&B YUKON 7150
C&C QUEEN 418

CED	BW	WW	Milk	YW	SC	\$EN	MARB	REA	Fat
4	3.8	53	17	101	0.38	0.19	0.19	0.18	0.016

Calving-Ease	\$W (Weaning)	\$F (Feedlot)	\$G (Grid)	\$B (Beef)
★★	20.60	39.15	16.81	42.45

Ranks in the Top 15% for WW EPD, and 10% for YW EPD.

71 EXAR NEW LOOK 8626

Reg. No: 15937379 Tattoo: 8626 DOB: 1/1/2008

Act. BW 84
Adj. WW 552
Adj. YW 1,171
Adj. SC 32.0
Adj. IMF 4.90
Adj. REA 12.3

BON VIEW NEW DESIGN 1407 ... B/R NEW DESIGN 036
EXAR NEW LOOK 2971 BON VIEW PRIDE 664
N BAR PRIMROSE 2424 EMULATION 31
PRIMROSE N BAR 9962
BR MIDLAND TWIN VALLEY PRECISION E161
EXAR BLACKCAP 6331 R3 BR ROYAL LASS 7036-19
EXAR BLACKCAP 428 TC FREEDOM 104
BLACKCAP OF ER K232

CED	BW	WW	Milk	YW	SC	\$EN	MARB	REA	Fat
	3.3	45	21	92		-0.55	0.34	0.23	-0.002

Calving-Ease	\$W (Weaning)	\$F (Feedlot)	\$G (Grid)	\$B (Beef)
★★	19.94	33.10	25.66	48.36

Ranks in the Top 20% for YW EPD, and 25% for \$B Index.

72 EXAR NEW LOOK 8611

Reg. No: 15937364 Tattoo: 8611 DOB: 1/1/2008

Act. BW 78
Adj. WW 621
Adj. YW 1,143
Adj. SC 32.8
Adj. IMF 4.58
Adj. REA 14.6

BON VIEW NEW DESIGN 1407 ... B/R NEW DESIGN 036
EXAR NEW LOOK 2971 BON VIEW PRIDE 664
N BAR PRIMROSE 2424 EMULATION 31
PRIMROSE N BAR 9962
BR MIDLAND TWIN VALLEY PRECISION E161
EXAR BLACKBIRD 688 R3 BR ROYAL LASS 7036-19
EXAR BLACKBIRD 4618 H A IMAGE MAKER 0415
BLACKBIRD OF ROLLIN ROCK2945

CED	BW	WW	Milk	YW	SC	\$EN	MARB	REA	Fat
	2.5	51	20	93	-0.22	0.04	0.29	0.46	0.000

Calving-Ease	\$W (Weaning)	\$F (Feedlot)	\$G (Grid)	\$B (Beef)
★★★	25.33	31.77	26.21	49.43

Ranks in the Top 20% for WW EPD, 20% for YW EPD, 5% for REA EPD, and 25% for \$B Index.

73 EXAR NEW LOOK 83023

Reg. No: 15949652 Tattoo: 83023 DOB: 1/11/2008

Act. BW 71
Adj. WW 696
Adj. YW 1,248
Adj. SC 34.2
Adj. IMF 4.73
Adj. REA 15.4

BON VIEW NEW DESIGN 1407 ... B/R NEW DESIGN 036
EXAR NEW LOOK 2971 BON VIEW PRIDE 664
N BAR PRIMROSE 2424 EMULATION 31
PRIMROSE N BAR 9962
BR MIDLAND TWIN VALLEY PRECISION E161
EXG RITA 6024 R3 BR ROYAL LASS 7036-19
G A R EXT 565 N BAR EMULATION EXT
G A R 6807 TRAVELER 93

CED	BW	WW	Milk	YW	SC	\$EN	MARB	REA	Fat
8	2.2	47	18	87	-0.17	3.67	0.25	0.27	0.001

Calving-Ease	\$W (Weaning)	\$F (Feedlot)	\$G (Grid)	\$B (Beef)
★★★	24.44	27.34	23.32	40.48

Ranks in the Top 25% for REA EPD.



LOT 74

74 | EXAR RITO 84156

Reg. No: 16000316 Tattoo: 84156 DOB: 2/21/2008

RITO 616 OF 4B20 6807	D H D TRAVELER 6807	Act. BW	82
RITO 112 OF 2536 RITO 616	RITA 4B20 OF OFB1 BANDO	Adj. WW	658
G A R PRECISION 2536	G A R PRECISION 1680	Adj. YW	1,351
	G A R EXT 2104	Adj. SC	39.0
BR MIDLAND	TWIN VALLEY PRECISION E161	Adj. IMF	6.24
EXG PRINCESS N39 R3	BR ROYAL LASS 7036-19	Adj. REA	15.2
R3 PRIMOAK PRINCESS K713	SITZ TRAVELER 043		
	D F PRIMOAK PRINCESS 7207		

CED	BW	WW	Milk	YW	SC	\$EN	MARB	REA	Fat
3	3.5	55	22	95	-0.11	-2.39	0.61	0.00	0.030

Calving-Ease	\$W (Weaning)	\$F (Feedlot)	\$G (Grid)	\$B (Beef)
★★	25.84	32.22	26.79	49.24

Ranks in the Top 10% for WW EPD, 15% for YW EPD, 10% for MARB EPD, and 25% for \$B Index. Note the Elite IMF scan of 6.24%!



LOT 75

75 | EXAR RITO 112 86118 TF

Reg. No: 16106326 Tattoo: 86118 DOB: 1/14/2008

RITO 616 OF 4B20 6807	D H D TRAVELER 6807	Act. BW	66
RITO 112 OF 2536 RITO 616	RITA 4B20 OF OFB1 BANDO	Adj. WW	617
G A R PRECISION 2536	G A R PRECISION 1680	Adj. YW	1,177
	G A R EXT 2104	Adj. SC	32.4
BON VIEW NEW DESIGN 1407	B/R NEW DESIGN 036	Adj. IMF	4.93
EXAR PRINCESS BARBARA 4002	BON VIEW PRIDE 664	Adj. REA	14.0
BLR PRINCESS BARBARA 1009	CONNEALY DATELINE		
	B L R PRINCESS BARBARA 9003		

CED	BW	WW	Milk	YW	SC	\$EN	MARB	REA	Fat
11	-0.1	46	17	88	-0.50	4.24	0.43	-0.12	0.021

Calving-Ease	\$W (Weaning)	\$F (Feedlot)	\$G (Grid)	\$B (Beef)
★★★★	26.15	28.71	23.63	35.61

Ranks in the Top 10% for BW EPD, and 25% for MARB EPD.

76 | EXAR RITO 82020

Reg. No: 15960003 Tattoo: 82020 DOB: 1/19/2008

Act. BW	64
Adj. WW	776
Adj. YW	1,222
Adj. SC	32.4
Adj. IMF	7.25
Adj. REA	13.6

RITO 616 OF 4B20 6807	D H D TRAVELER 6807
RITO 112 OF 2536 RITO 616	RITA 4B20 OF OFB1 BANDO
G A R PRECISION 2536	G A R PRECISION 1680
	G A R EXT 2104
BR MIDLAND	TWIN VALLEY PRECISION E161
BOYD FOREVER LADY 4004	BR ROYAL LASS 7036-19
BOYD FOREVER LADY 811	G D A R TRAVELER 71
	S V F FOREVER LADY 57D

CED	BW	WW	Milk	YW	SC	\$EN	MARB	REA	Fat
7	2.1	58	24	103	-0.50	-6.56	0.78	-0.13	0.022

Calving-Ease	\$W (Weaning)	\$F (Feedlot)	\$G (Grid)	\$B (Beef)
★★★	28.95	39.21	31.56	48.25

Ranks in the Top 4% for WW EPD, 5% for YW EPD, 25% for Milk EPD, 2% for MARB EPD, and 25% for \$B Index. Note the Elite IMF scan of 7.25%!



LOT 78

78 | EXAR RITO 84154

Reg. No: 16000315 Tattoo: 84154 DOB: 2/21/2008

RITO 616 OF 4B20 6807	D H D TRAVELER 6807	Act. BW	62
RITO 112 OF 2536 RITO 616	RITA 4B20 OF OFB1 BANDO	Adj. WW	648
G A R PRECISION 2536	G A R PRECISION 1680	Adj. YW	1,234
	G A R EXT 2104	Adj. SC	32.9
BR MIDLAND	TWIN VALLEY PRECISION E161	Adj. IMF	5.17
EXG PRINCESS N39 R3	BR ROYAL LASS 7036-19	Adj. REA	13.7
R3 PRIMOAK PRINCESS K713	SITZ TRAVELER 043		
	D F PRIMOAK PRINCESS 7207		

CED	BW	WW	Milk	YW	SC	\$EN	MARB	REA	Fat
3	3.4	56	22	96	-0.14	-2.71	0.58	-0.14	0.030

Calving-Ease	\$W (Weaning)	\$F (Feedlot)	\$G (Grid)	\$B (Beef)
★★	26.43	32.84	25.61	41.48

Ranks in the Top 10% for WW EPD, 15% for YW EPD, and 10% for MARB EPD. Note the Elite IMF scan of 6.53%!



79 | EXAR RITO 112 86078 TF

Reg. No: 16106327 Tattoo: 86078 DOB: 1/19/2008

RITO 616 OF 4B20 6807	D H D TRAVELER 6807	Act. BW	70
RITO 112 OF 2536 RITO 616	RITA 4B20 OF OFB1 BANDO	Adj. WW	705
G A R PRECISION 2536	G A R PRECISION 1680	Adj. YW	1,182
	G A R EXT 2104	Adj. SC	35.6
BON VIEW NEW DESIGN 1407	B/R NEW DESIGN 036	Adj. IMF	4.88
EXAR MISS WIX 4311	BON VIEW PRIDE 664	Adj. REA	15.4
RR MISS WIX 1961	E&B 1483 SCOTCHMAN 5041		
	G D A R MISS WIX 175		

CED	BW	WW	Milk	YW	SC	\$EN	MARB	REA	Fat
7	1.3	48	22	91	-0.04	-1.15	0.47	0.14	0.000
Calving-Ease		\$W (Weaning)		\$F (Feedlot)		\$G (Grid)		\$B (Beef)	
★★★★		26.60		30.93		30.23		45.74	

Ranks in the Top 25% for YW EPD, and 20% for MARB EPD.

80 | EXAR RITO 112 86068 TF

Reg. No: 16106330 Tattoo: 86068 DOB: 1/23/2008

RITO 616 OF 4B20 6807	D H D TRAVELER 6807	Act. BW	70
RITO 112 OF 2536 RITO 616	RITA 4B20 OF OFB1 BANDO	Adj. WW	633
G A R PRECISION 2536	G A R PRECISION 1680	Adj. YW	1,019
	G A R EXT 2104	Adj. SC	33.5
G A R EXPECTATION 4915	N BAR EMULATION EXT	Adj. IMF	6.52
THREE TREES BLACKCAP 5170	G A R TRAVELER 2421	Adj. REA	12.7
G A R NEW DESIGN 70	B/R NEW DESIGN 036		
	G A R PRECISION 706		

CED	BW	WW	Milk	YW	SC	\$EN	MARB	REA	Fat
7	2.0	54	22	99	-0.26	-3.64	0.60	-0.06	-0.013
Calving-Ease		\$W (Weaning)		\$F (Feedlot)		\$G (Grid)		\$B (Beef)	
★★★★		27.06		36.68		33.40		46.53	

Ranks in the Top 10% for WW EPD, 10% for YW EPD, and 10% for MARB EPD. Note the Elite IMF scan of 6.52%!

81 | EXAR RITO 112 86106 TF

Reg. No: 16106333 Tattoo: 86106 DOB: 1/23/2008

RITO 616 OF 4B20 6807	D H D TRAVELER 6807	Act. BW	75
RITO 112 OF 2536 RITO 616	RITA 4B20 OF OFB1 BANDO	Adj. WW	749
G A R PRECISION 2536	G A R PRECISION 1680	Adj. YW	1,223
	G A R EXT 2104	Adj. SC	36.5
G A R EXPECTATION 4915	N BAR EMULATION EXT	Adj. IMF	6.61
THREE TREES BLACKCAP 5170	G A R TRAVELER 2421	Adj. REA	13.8
G A R NEW DESIGN 70	B/R NEW DESIGN 036		
	G A R PRECISION 706		

CED	BW	WW	Milk	YW	SC	\$EN	MARB	REA	Fat
7	2.0	54	22	99	0.16	-3.64	0.61	0.02	-0.003
Calving-Ease		\$W (Weaning)		\$F (Feedlot)		\$G (Grid)		\$B (Beef)	
★★★★		27.06		36.68		29.93		58.38	

Ranks in the Top 10% for WW EPD, 10% for YW EPD, 10% for MARB EPD, and 5% for \$B Index. Note the Elite IMF scan of 6.61%!

82 | EXAR RITO 112 86071 TF

Reg. No: 16106335 Tattoo: 86071 DOB: 2/9/2008

RITO 616 OF 4B20 6807	D H D TRAVELER 6807	Act. BW	75
RITO 112 OF 2536 RITO 616	RITA 4B20 OF OFB1 BANDO	Adj. WW	735
G A R PRECISION 2536	G A R PRECISION 1680	Adj. YW	1,141
	G A R EXT 2104	Adj. SC	32.0
G A R EXPECTATION 4915	N BAR EMULATION EXT	Adj. IMF	4.57
THREE TREES BLACKCAP 5170	G A R TRAVELER 2421	Adj. REA	14.5
G A R NEW DESIGN 70	B/R NEW DESIGN 036		
	G A R PRECISION 706		

CED	BW	WW	Milk	YW	SC	\$EN	MARB	REA	Fat
7	2.0	54	22	99	-0.13	-3.64	0.40	0.07	-0.016
Calving-Ease		\$W (Weaning)		\$F (Feedlot)		\$G (Grid)		\$B (Beef)	
★★★★		27.06		36.68		27.54		49.42	

Ranks in the Top 10% for WW EPD, 10% for YW EPD, and 25% for \$B Index.

83 | EXAR KABOOM 81056

Reg. No: 15961235 Tattoo: 81056 DOB: 2/4/2008

JAUER 353 TRAVELER 589 27	JAUER 7111 TRAVELER 353 719	Act. BW	86
BALDRIDGE KABOOM K243 KCF	JAUER 6807 TRAVELER 27 085	Adj. WW	715
PLEASANTA OF CONANGA 736	G T MAXIMUM	Adj. YW	1,336
	PLEASANT PILL OF CONANGA	Adj. SC	37.9
B/R NEW DESIGN 036	V D A R NEW TREND 315	Adj. IMF	4.35
G A R NEW DESIGN 1200	B/R BLACKCAP EMPRESS 76	Adj. REA	15.7
G A R PRECISION 2536	G A R PRECISION 1680		
	G A R EXT 2104		

CED	BW	WW	Milk	YW	SC	\$EN	MARB	REA	Fat
5	3.4	58	15	111	0.59	2.12	0.30	0.51	0.008
Calving-Ease		\$W (Weaning)		\$F (Feedlot)		\$G (Grid)		\$B (Beef)	
★★		24.48		47.65		24.27		58.63	

Ranks in the Top 4% for WW EPD, 1% for YW EPD, 3% for REA EPD, and 5% for \$B Index.



84 | EXAR REJUVENATOR 8134

Reg. No: 16199618 Tattoo: 8134 DOB: 2/23/2008

EXAR NEW LOOK 2971	BON VIEW NEW DESIGN 1407	Act. BW	69
EXAR REJUVENATOR 5401	N BAR PRIMROSE 2424	Adj. WW	626
EXAR MISS BEAUTY C 3533	BR MIDLAND	Adj. YW	1,306
	PAF 8508 AT 1087	Adj. SC	32.0
K/O NEW DECISION 255	TWIN VALLEY PRECISION E161	Adj. IMF	4.06
RR ERICA LADY 5395	K O MISS VICTORIA 804	Adj. REA	14.7
R R ERICA LADY 7459	R R CHEVIS 3432		
	R R ERICA LADY 5445		

CED	BW	WW	Milk	YW	SC	\$EN	MARB	REA	Fat
9	1.4	51	17	98		1.14	0.28	0.20	0.011
Calving-Ease		\$W (Weaning)		\$F (Feedlot)		\$G (Grid)		\$B (Beef)	
★★★★		25.12		36.85		22.96		41.77	

Ranks in the Top 20% for WW EPD, and 10% for YW EPD.

FREE DELIVERY
OR
ExpressSM
\$50 OFF
BULLS ONLY



LOT 85

85 | EXAR PREDESTINED 8084

Reg. No: 15960008 Tattoo: 8084 DOB: 2/4/2008

B/R NEW DESIGN 036	V D A R NEW TREND 315	Act. BW	66
G A R PREDESTINED	B/R BLACKCAP EMPRESS 76	Adj. WW	665
G A R EXT 4206	N BAR EMULATION EXT	Adj. YW	1,289
	G A R 6807 TRAVELER 1432	Adj. SC	35.4
MORGANS DIRECTION 111 9901	C A FUTURE DIRECTION 5321	Adj. IMF	7.62
CRAFT EILEEN 2081-582	MCC BARBIE 9901 5205 797	Adj. REA	16.0
R B A NEW DESIGN EILEEN	B/R NEW DESIGN 036		
	BANNER EILEEN JORDAN		

CED	BW	WW	Milk	YW	SC	\$EN	MARB	REA	Fat
13	0.3	47	26	85	-0.04	-3.01	0.94	0.51	0.022

Calving-Ease	\$W (Weaning)	\$F (Feedlot)	\$G (Grid)	\$B (Beef)
★★★★	29.48	25.38	40.62	63.05

Ranks in the Top 15% for BW EPD, 15% for Milk EPD, 3% for REA EPD, 1% for MARB EPD, and 2% for \$B Index. Scanned a Big Ribeye of 16.0 sq inches. Note the Elite IMF scan of 7.62%!

86 | EXAR ONWARD 8136

Reg. No: 15970629 Tattoo: 8136 DOB: 2/20/2008

Act. BW	72
Adj. WW	710
Adj. YW	1,028
Adj. SC	32.0
Adj. IMF	4.03
Adj. REA	15.3

CONNEALY ONWARD	CONNEALY LEAD ON	Act. BW	72
EXAR ONWARD 682	ALTUNE OF CONANGA 6104	Adj. WW	710
G A R EXT 7513	N BAR EMULATION EXT	Adj. YW	1,028
	G A R 6807 TRAVELER 93	Adj. SC	32.0
ACF NEW DESIGN 2074	B/R NEW DESIGN 323	Adj. IMF	4.03
EXAR ELINE 9126	ACF QUEEN 8192	Adj. REA	15.3
LEACHMAN ELINE 3081	MSAR SUPREME 199		
	LEACHMAN ELINE 2081		

CED	BW	WW	Milk	YW	SC	\$EN	MARB	REA	Fat
7	1.7	52	22	84		1.00	0.13	0.09	0.009

Calving-Ease	\$W (Weaning)	\$F (Feedlot)	\$G (Grid)	\$B (Beef)
★★★★	30.92	22.53	19.94	8.57

Ranks in the Top 15% for WW EPD.

87 | EXAR ONWARD 86092 TF

Reg. No: 16100606 Tattoo: 86092 DOB: 2/29/2008

Act. BW	67
Adj. WW	847
Adj. YW	1,316
Adj. SC	34.2
Adj. IMF	5.87
Adj. REA	14.1

CONNEALY ONWARD	CONNEALY LEAD ON	Act. BW	67
EXAR ONWARD 682	ALTUNE OF CONANGA 6104	Adj. WW	847
G A R EXT 7513	N BAR EMULATION EXT	Adj. YW	1,316
	G A R 6807 TRAVELER 93	Adj. SC	34.2
RITO 616 OF 4B20 6807	D H D TRAVELER 6807	Adj. IMF	5.87
EXAR BLACKCAP 6380 R3	RITA 4B20 OF FB1 BANDO	Adj. REA	14.1
EXAR BLACKCAP 4504	BR MIDLAND		
	EXAR BLACKCAP 2448		

CED	BW	WW	Milk	YW	SC	\$EN	MARB	REA	Fat
9	1.3	59	24	105		-7.37			

Calving-Ease	\$W (Weaning)	\$F (Feedlot)	\$G (Grid)	\$B (Beef)
★★★★	30.28	40.89		

Ranks in the Top 3% for WW EPD, 3% for YW EPD, and 25% for Milk EPD.

88 | EXAR RITO 815

Reg. No: 16025022 Tattoo: 815 DOB: 1/9/2008

Act. BW	72
Adj. WW	664
Adj. YW	1,315
Adj. SC	39.1
Adj. IMF	3.87
Adj. REA	15.3

RITO 112 OF 2536 RITO 616	RITO 616 OF 4B20 6807	Act. BW	72
EXAR RITO 5118 OF RITO 112	G A R PRECISION 2536	Adj. WW	664
G A R NEW DESIGN 1200	B/R NEW DESIGN 036	Adj. YW	1,315
	G A R PRECISION 2536	Adj. SC	39.1
CONNEALY DATELINE	D H D TRAVELER 6807	Adj. IMF	3.87
WK BLACKBIRD 7308	EILA EILA OF CONANGA	Adj. REA	15.3
WK BLACKBIRD 5344	KESSLERS RAINMAN 002		
	WK BLACKBIRD 0086		

CED	BW	WW	Milk	YW	SC	\$EN	MARB	REA	Fat
5	3.0	39	20	72	0.63	6.44	0.14	0.24	-0.008

Calving-Ease	\$W (Weaning)	\$F (Feedlot)	\$G (Grid)	\$B (Beef)
★★	22.10	15.92	20.17	30.34



LOT 88

89 | EXAR RITO 8693

Reg. No: 15953117 Tattoo: 8693 DOB: 2/1/2008

Act. BW	82
Adj. WW	759
Adj. YW	1,383
Adj. SC	33.8
Adj. IMF	4.37
Adj. REA	14.3

RITO 112 OF 2536 RITO 616	RITO 616 OF 4B20 6807	Act. BW	82
EXAR RITO 5118 OF RITO 112	G A R PRECISION 2536	Adj. WW	759
G A R NEW DESIGN 1200	B/R NEW DESIGN 036	Adj. YW	1,383
	G A R PRECISION 2536	Adj. SC	33.8
G A R INTEGRITY	BON VIEW NEW DESIGN 1407	Adj. IMF	4.37
EXAR TREASURE 6541	G A R PRECISION 1019	Adj. REA	14.3
BALDRIDGE TREASURE P114	ISU IMAGING Q 8242		
	ALC BALDRIDGE TREASURE 26F		

CED	BW	WW	Milk	YW	SC	\$EN	MARB	REA	Fat
3	3.8	52	27	95	-0.02	-7.04	0.52	0.29	0.004

Calving-Ease	\$W (Weaning)	\$F (Feedlot)	\$G (Grid)	\$B (Beef)
★★	24.00	33.39	30.14	58.46

Ranks in the Top 15% for WW EPD, 15% for YW EPD, 10% for Milk EPD, 20% for REA EPD, 15% for MARB EPD, and 5% for \$B Index.

90 | EXAR MAKE THE GRADE 86120 TF

Reg. No: 16100600 Tattoo: 86120 DOB: 2/5/2008

Act. BW	60
Adj. WW	795
Adj. YW	1,224
Adj. SC	32.0
Adj. IMF	5.78
Adj. REA	15.2

G A R PRECISION 1680	TEHAMA BANDO 155	Act. BW	60
EXAR MAKE THE GRADE 234	9J9 G A R 856	Adj. WW	795
BROST MISS TRAVELER 703	N BAR EMULATION EXT	Adj. YW	1,224
	G T MISS TRAVELER 177	Adj. SC	32.0
G A R INTEGRITY	BON VIEW NEW DESIGN 1407	Adj. IMF	5.78
LAGRAND LADY 5175	G A R PRECISION 1019	Adj. REA	15.2
ROTH LADY TRAVELER 1121	ALBERDA TRAVELER 416		
	BROKEN ARROW LADY RUSS 733		

CED	BW	WW	Milk	YW	SC	\$EN	MARB	REA	Fat
10	0.9	46	18	82		5.20	0.53	0.21	0.002

Calving-Ease	\$W (Weaning)	\$F (Feedlot)	\$G (Grid)	\$B (Beef)
★★★★	27.32	22.84	31.93	49.13

Ranks in the Top 25% for BW EPD, 15% for MARB EPD, and 25% for \$B Index.



91 EXAR MCCOY 86110 TF

Reg. No: 16100598 Tattoo: 86110 DOB: 2/5/2008

Act. BW 65
Adj. WW 698
Adj. YW 1,252
Adj. SC 32.0
Adj. IMF 5.51
Adj. REA 15.6

BON VIEW NEW DESIGN 1407 ... B/R NEW DESIGN 036
EXAR MCCOY 2798 BON VIEW PRIDE 664
S Q A R ERICA 714 ... G A R PRECISION 1680
A D MISS 5522 54
BR MIDLAND ... TWIN VALLEY PRECISION E161
EXAR BLACKCAP C 4290 BR ROYAL LASS 7036-19
EXAR BLACKCAP 1318 ... WK POCO E X A R
LEACHMAN BLACKCAP 8011

CED	BW	WW	Milk	YW	SC	\$EN	MARB	REA	Fat
9	1.8	42	22	84		1.00	0.36	0.34	-0.011
Calving-Ease		\$W (Weaning)		\$F (Feedlot)		\$G (Grid)		\$B (Beef)	
★★★★		23.62		26.29		28.56		49.70	

Ranks in the Top 15% for REA EPD, and 25% for \$B Index.



EXAR LUTTON 1821

Sire of Lots 92 & 93.

92 EXAR LUTTON 8416

Reg. No: 16240103 Tattoo: 8416 DOB: 1/31/2008

Act. BW 90
Adj. WW 749
Adj. YW 1,355
Adj. SC 32.0
Adj. IMF 4.82
Adj. REA 13.9

NORTHERN IMPROVEMENT 4480 GF .. TC STOCKMAN 365
EXAR LUTTON 1831 BLACKCAP OF R R 5367
EXAR SARAS DREAM 9809 ... A&B YUKON 7150
SARAS DREAM
BASIN AMBUSH 694L ... ROCKN D AMBUSH 1531
DIXIE ERICA OF RR 4721 FELLMAN QUEEN MOTHER 7506
DIXIE ERICA OF RR 2127 ... GDAR SVF ROYCE 176G
DIXIE ERICA OF RR 6597

CED	BW	WW	Milk	YW	SC	\$EN	MARB	REA	Fat
7	2.2	59	27	103	-0.39	-9.54	0.28	-0.05	-0.004
Calving-Ease		\$W (Weaning)		\$F (Feedlot)		\$G (Grid)		\$B (Beef)	
★★★		29.74		38.81		17.57		49.35	

Ranks in the Top 3% for WW EPD, 5% for YW EPD, 10% for Milk EPD, and 25% for \$B Index.



EXAR PIT BOSS 409

Sire of Lot 94.

93 EXAR LUTTON 83037

Reg. No: 15949666 Tattoo: 83037 DOB: 1/13/2008

Act. BW 80
Adj. WW 740
Adj. YW 1,375
Adj. SC 33.2
Adj. IMF 4.89
Adj. REA 13.8

NORTHERN IMPROVEMENT 4480 GF .. TC STOCKMAN 365
EXAR LUTTON 1831 BLACKCAP OF R R 5367
EXAR SARAS DREAM 9809 ... A&B YUKON 7150
SARAS DREAM
EXG CHEROKEE M513 R3 ... BON VIEW NEW DESIGN 1407
EXG MC PHERSONS S337 R3 ERISKAY OF ROLLIN ROCK 3526
R R MADDIE D 0392 ... TC DIVIDEND 963
MC PHERSONS F B 1039

CED	BW	WW	Milk	YW	SC	\$EN	MARB	REA	Fat
4	3.3	56	27	96	-0.41	-7.35	0.28	-0.12	-0.004
Calving-Ease		\$W (Weaning)		\$F (Feedlot)		\$G (Grid)		\$B (Beef)	
★★		27.56		32.84		17.37		45.54	

Ranks in the Top 10% for WW EPD, 15% for YW EPD, and 10% for Milk EPD.

94 EXAR PIT BOSS 84006

Reg. No: 15948264 Tattoo: 84006 DOB: 1/8/2008

Act. BW 82
Adj. WW 625
Adj. YW 1,281
Adj. SC 32.0
Adj. IMF 4.15
Adj. REA 15.6

EXAR SUDDEN IMPACT 1537 ... NORTHERN IMPROVEMENT 4480 GF
EXAR PIT BOSS 409 B L R BLUSHING PRIDE 9097
WK WINNIE 7305 ... KRUGERRANDS MONEYLINE
R R FERDINAND 758D ... WK WINNIE 5460
CURTIS HIGHROSE 807 R R 9440 SCOTCH CAP 1483
WARDS HIGHROSE 033 ... BLACKCAP OF R R 5367
K M A HIGHROLLER 5025
WARDS PRIMROSE 4146

CED	BW	WW	Milk	YW	SC	\$EN	MARB	REA	Fat
6	1.9	47	16	81	-0.46	7.25	0.02	0.06	-0.016
Calving-Ease		\$W (Weaning)		\$F (Feedlot)		\$G (Grid)		\$B (Beef)	
★★★★		26.28		21.51		15.19		15.76	

96 EXAR PREDESTINED 86060 TF

Reg. No: 16220243 Tattoo: 86060 DOB: 1/7/2008

Act. BW 78
Adj. WW 634
Adj. YW 1,191
Adj. SC 34
Adj. IMF 7.66
Adj. REA 14.6

B/R NEW DESIGN 036 ... V D A R NEW TREND 315
G A R PREDESTINED B/R BLACKCAP EMPRESS 76
G A R EXT 4206 ... N BAR EMULATION EXT
GAR GOODE BACKCROSS 313 ... G A R 6807 TRAVELER 1432
TF MISS ERICA 5135 RITO 616 OF 4B20 6807
EXAR ERICA 1432 ... G A R EXT 7558
BON VIEW NEW DESIGN 1407
LEACHMAN ERICA 5201

CED	BW	WW	Milk	YW	SC	\$EN	MARB	REA	Fat
9	2.4	56	26	100	0.02	-7.66	0.68	0.36	0.023
Calving-Ease		\$W (Weaning)		\$F (Feedlot)		\$G (Grid)		\$B (Beef)	
★★★★		28.07		36.91		33.60		60.82	

Ranks in the Top 10% for WW EPD, 10% for YW EPD, 15% for Milk EPD, 15% for REA EPD, 5% for MARB EPD, and 3% for \$B Index. Note the Elite IMF scan of 7.66%!

95 EXAR RETAIL PRODUCT 8643

Reg. No: 15948074 Tattoo: 8643 DOB: 1/1/2008

Act. BW 80
Adj. WW 639
Adj. YW 1,346
Adj. SC 37.8
Adj. IMF 4.80
Adj. REA 14.8

G A R PRECISION 1680 ... TEHAMA BANDO 155
G A R RETAIL PRODUCT 9J9 G A R 856
G A R EXT 4927 ... N BAR EMULATION EXT
G A R TRAVELER 641
EXAR NEW LOOK 2971 ... BON VIEW NEW DESIGN 1407
EXAR COUNTESS 6615 N BAR PRIMROSE 2424
WK COUNTESS 3295 ... BR MIDLAND
GRUBBS MISS COUNTESS 364

CED	BW	WW	Milk	YW	SC	\$EN	MARB	REA	Fat
7	2.4	37	18	90	0.41	2.74	0.30	0.31	0.003
Calving-Ease		\$W (Weaning)		\$F (Feedlot)		\$G (Grid)		\$B (Beef)	
★★★★		15.89		34.22		24.71		47.72	

Ranks in the Top 25% for YW EPD, and 20% for REA EPD.



GARDENS PRIME STAR

Sire of Lots 97 & 98.

Bid Online At:
www.LiveAuctions.tv



LOT 99



97 | EXAR PRIME STAR 8447

Reg. No: 16240118 Tattoo: 8447 DOB: 2/27/2008

N BAR PRIME TIME D806	GARDENS PRIME TIME	Act. BW
GARDENS PRIME STAR	N BAR MISS EMULOUS A404	100
GREEN GARDEN JILT C242 S1 . . .	S S TRAVELER 6807 T510	Adj. WW
	GREEN GARDEN JILT 9242 S1	696
		Adj. YW
LEACHMAN QUEST	CONNEALY FRONTLINE	1,115
LEACHMAN BLACKCAP 4076	LEACHMAN BLACKCAP 7029	Adj. SC
LEACHMAN BLACKCAP 0203	V D A R LUCYS BOY	33.0
	LEACHMAN BLACKCAP 3053	Adj. IMF
		4.20
		Adj. REA
		12.5

CED	BW	WW	Milk	YW	SC	\$EN	MARB	REA	Fat
0	4.6	47	24	90		-2.68	0.64	0.04	0.031

Calving-Ease	\$W (Weaning)	\$F (Feedlot)	\$G (Grid)	\$B (Beef)
★	19.75	30.32	29.67	45.84

Ranks in the Top 25% for YW EPD, 25% for Milk EPD, 10% for MARB EPD.

98 | EXAR PRIME STAR 8628

Reg. No: 15937381 Tattoo: 8628 DOB: 1/1/2008

N BAR PRIME TIME D806	GARDENS PRIME TIME	Act. BW
GARDENS PRIME STAR	N BAR MISS EMULOUS A404	86
GREEN GARDEN JILT C242 S1 . . .	S S TRAVELER 6807 T510	Adj. WW
	GREEN GARDEN JILT 9242 S1	544
		Adj. YW
BR MIDLAND	TWIN VALLEY PRECISION E161	1,147
EXAR ERISKAY 7336	BR ROYAL LASS 7036-19	Adj. SC
EXAR ERISKAY Q38 0441	BON VIEW NEW DESIGN 1407	32.0
	V T TRAVELER 6807 Q38	Adj. IMF
		6.69
		Adj. REA
		12.5

CED	BW	WW	Milk	YW	SC	\$EN	MARB	REA	Fat
	2.8	38	21	83		2.21	0.94	0.20	0.025

Calving-Ease	\$W (Weaning)	\$F (Feedlot)	\$G (Grid)	\$B (Beef)
★★	18.72	26.83	39.00	49.55

Ranks in the Top 1% for MARB EPD, and 25% for \$B Index. Note the Elite IMF scan of 6.69%!

99 | EXAR MONEYMAKER 8150

Reg. No: 15970641 Tattoo: 8150 DOB: 2/24/2008

BOYD ON TARGET 1083	S A F 598 BANDO 5175	Act. BW
STEVENS ON MONEYMAKER R185	BOYD FOREVER LADY 7095	80
STEVENS ON CLOVA PRIDE L888 . .	VDAR AMBUSH 2478	Adj. WW
	STEVENS ON CLOVA PRIDE 712H	739
		Adj. YW
EXARPAF 424	BR MIDLAND	1,421
EXAR LETA 1346	PAF 7684 DATELINE E122	Adj. SC
BERRYESSA LETA 461	G M A R HI SPADE 039	38.1
	BERRYESSA LETA 114	Adj. IMF
		4.45
		Adj. REA
		15.6

CED	BW	WW	Milk	YW	SC	\$EN	MARB	REA	Fat
5	1.7	64	21	115	0.65	-7.82	0.30	0.02	0.050

Calving-Ease	\$W (Weaning)	\$F (Feedlot)	\$G (Grid)	\$B (Beef)
★★★★	29.19	49.46	10.66	45.85

Ranks in the Top 1% for WW EPD, and 1% for YW EPD. An outstanding 1,421 lb. Adjusted Yearling Weight!

100 | EXAR MONEYMAKER 81133

Reg. No: 15965436 Tattoo: 81133 DOB: 2/18/2008

BOYD ON TARGET 1083	S A F 598 BANDO 5175	Act. BW
STEVENS ON MONEYMAKER R185	BOYD FOREVER LADY 7095	79
STEVENS ON CLOVA PRIDE L888 . .	VDAR AMBUSH 2478	Adj. WW
	STEVENS ON CLOVA PRIDE 712H	616
		Adj. YW
BON VIEW NEW DESIGN 1407 . . .	B/R NEW DESIGN 036	1,184
EXAR LASS 5115	BON VIEW PRIDE 664	Adj. SC
EXAR LASS 3505	BR MIDLAND	33.5
	STEVENS ON LASS L975	Adj. IMF
		5.39
		Adj. REA
		14.6

CED	BW	WW	Milk	YW	SC	\$EN	MARB	REA	Fat
5	2.1	50	21	93	0.19	-0.86	0.60	-0.09	0.030

Calving-Ease	\$W (Weaning)	\$F (Feedlot)	\$G (Grid)	\$B (Beef)
★★★	25.70	32.16	27.67	40.57

Ranks in the Top 25% for WW EPD, 20% for YW EPD, and 10% for MARB EPD.



101 | EXAR MONEYMAKER 817

Reg. No: 16025023 Tattoo: 817 DOB: 1/12/2008

Act. BW 82
Adj. WW 706
Adj. YW 1,348
Adj. SC 36.2
Adj. IMF 5.37
Adj. REA 15.6

BOYD ON TARGET 1083 S A F 598 BANDO 5175
STEVENS ON MONEYMAKER R185 BOYD FOREVER LADY 7095
STEVENS ON CLOVA PRIDE L888 VDAR AMBUSH 2478
PARAMONT AMBUSH 2172 STEVENS ON CLOVA PRIDE 712H
G A R AMBUSH 75 BANDOLIER ESTON DURNESS 42B
G A R 6807 TRAVELER 673 E W S MISS BURGESS 1720
D H D TRAVELER 6807
G A R SCOTCH CAP 199

CED	BW	WW	Milk	YW	SC	\$EN	MARB	REA	Fat
2	3.5	50	22	89	0.24	-0.26	0.38	0.06	0.019
Calving-Ease		\$W (Weaning)		\$F (Feedlot)		\$G (Grid)		\$B (Beef)	
★★		24.48		28.17		23.88		39.48	

Ranks in the Top 25% for WW EPD.



LOT 101

102 | EXAR MONEYMAKER 8427

Reg. No: 16245307 Tattoo: 8427 DOB: 2/9/2008

Act. BW 98
Adj. WW 661
Adj. YW 1,163
Adj. SC 38
Adj. IMF 4.86
Adj. REA 12.9

BOYD ON TARGET 1083 S A F 598 BANDO 5175
STEVENS ON MONEYMAKER R185 BOYD FOREVER LADY 7095
STEVENS ON CLOVA PRIDE L888 VDAR AMBUSH 2478
B/R NEW FRONTIER 095 STEVENS ON CLOVA PRIDE 712H
DNA BLACKCAP 43581 B/R NEW DESIGN 036
C H BLACKCAP 5434 WHITE FENCE PRIDE H1
C H QUANTUM 3330
BLACKCAP EFFIE OF C H 9012

CED	BW	WW	Milk	YW	SC	\$EN	MARB	REA	Fat
1	4.2	53	23	95	0.72	-3.31	0.38	-0.06	0.013
Calving-Ease		\$W (Weaning)		\$F (Feedlot)		\$G (Grid)		\$B (Beef)	
★		23.12		33.00		23.09		39.01	

Ranks in the Top 15% for WW EPD, and 15% for YW EPD.

103 | EXAR MONEYMAKER 81004

Reg. No: 15934941 Tattoo: 81004 DOB: 1/7/2008

Act. BW 74
Adj. WW 692
Adj. YW 1,407
Adj. SC 38.0
Adj. IMF 4.51
Adj. REA 15.9

BOYD ON TARGET 1083 S A F 598 BANDO 5175
STEVENS ON MONEYMAKER R185 BOYD FOREVER LADY 7095
STEVENS ON CLOVA PRIDE L888 VDAR AMBUSH 2478
SVF GDAR 216 LTD STEVENS ON CLOVA PRIDE 712H
TWIN HILLS FOREVER LADY 2237 TRAVELER 124 G D A R
S V F FOREVER LADY 57D G D A R FOREVER LADY 718
LEACHMAN RIGHT TIME
S V F FOREVER LADY 1128

CED	BW	WW	Milk	YW	SC	\$EN	MARB	REA	Fat
5	3.3	65	23	116	0.77	-9.96	0.31	0.24	0.060
Calving-Ease		\$W (Weaning)		\$F (Feedlot)		\$G (Grid)		\$B (Beef)	
★★		26.64		50.12		13.06		48.68	

Ranks in the Top 1% for WW EPD, 1% for YW EPD, and 25% for \$B Index. An outstanding 1,407 lb. Adjusted Yearling Weight!

104 | EXAR MONEYMAKER 8021

Reg. No: 15934924 Tattoo: 8021 DOB: 1/8/2008

Act. BW 84
Adj. WW 688
Adj. YW 1,347
Adj. SC 39.6
Adj. IMF 4.63
Adj. REA 13.9

BOYD ON TARGET 1083 S A F 598 BANDO 5175
STEVENS ON MONEYMAKER R185 BOYD FOREVER LADY 7095
STEVENS ON CLOVA PRIDE L888 VDAR AMBUSH 2478
BR MIDLAND STEVENS ON CLOVA PRIDE 712H
EXAR WENDY 5858 TWIN VALLEY PRECISION E161
BROKEN ARROW WENDY 040 BR ROYAL LASS 7036-19
GDAR SVF RUSS 184B
H R WENDY 618

CED	BW	WW	Milk	YW	SC	\$EN	MARB	REA	Fat
1	4.5	58	20	104	0.86	-3.41	0.28	-0.12	0.012
Calving-Ease		\$W (Weaning)		\$F (Feedlot)		\$G (Grid)		\$B (Beef)	
★		22.38		40.25		17.32		40.91	

Ranks in the Top 4% for WW EPD, and 4% for YW EPD.

105 | EXAR MONEYMAKER 81149

Reg. No: 15970622 Tattoo: 81149 DOB: 2/23/2008

Act. BW 95
Adj. WW 633
Adj. YW 1,403
Adj. SC 35.2
Adj. IMF 4.46
Adj. REA 16.1

BOYD ON TARGET 1083 S A F 598 BANDO 5175
STEVENS ON MONEYMAKER R185 BOYD FOREVER LADY 7095
STEVENS ON CLOVA PRIDE L888 VDAR AMBUSH 2478
LEACHMAN TAMDHU STEVENS ON CLOVA PRIDE 712H
LEACHMAN KARAMA 4112 GDAR SVF TRAVELER 234D
LEACHMAN KARAMA 3038 LEACHMAN ERICA 6267
LEACHMAN AGENT
LEACHMAN KARAMA 0058

CED	BW	WW	Milk	YW	SC	\$EN	MARB	REA	Fat
-2	5.3	47	18	93	0.37	1.82	0.21	0.09	0.032
Calving-Ease		\$W (Weaning)		\$F (Feedlot)		\$G (Grid)		\$B (Beef)	
★		15.78		33.33		14.27		38.53	

Ranks in the Top 20% for and YW EPD. An outstanding 1,403 lb. Adjusted Yearling Weight! Scanned a Big Ribeye of 16.1 sq inches.

106 | EXAR MONEYMAKER 81146

Reg. No: 15970620 Tattoo: 81146 DOB: 2/22/2008

Act. BW 108
Adj. WW 722
Adj. YW 1,378
Adj. SC 37.0
Adj. IMF 4.04
Adj. REA 14.5

BOYD ON TARGET 1083 S A F 598 BANDO 5175
STEVENS ON MONEYMAKER R185 BOYD FOREVER LADY 7095
STEVENS ON CLOVA PRIDE L888 VDAR AMBUSH 2478
R R CHEVIS 5414 STEVENS ON CLOVA PRIDE 712H
LEACHMAN LASS 9067 R R 9440 SCOTCH CAP 1483
LEACHMAN LASS 5094 BLACKBIRD OF R R 812C
LEACHMAN EXPLORER
LEACHMAN LASS 9200

CED	BW	WW	Milk	YW	SC	\$EN	MARB	REA	Fat
-8	6.9	55	20	101	0.85	-2.46	0.09	-0.16	0.028
Calving-Ease		\$W (Weaning)		\$F (Feedlot)		\$G (Grid)		\$B (Beef)	
★		15.59		38.34		5.76		30.57	

Ranks in the Top 10% for WW EPD, and 10% for YW EPD.



STEVENS ON MONEYMAKER R185

Sire of Lots 99-106.



107 | EXAR IMAGE MAKER 8139

Reg. No: 15971484 Tattoo: 8139 DOB: 2/21/2008

Act. BW 80
Adj. WW 684
Adj. YW 1,332
Adj. SC 36.0
Adj. IMF 4.17
Adj. REA 15.4

H A IMAGE MAKER 0415 HERO 6267 OF R R 2418
HA IMAGE MAKER 6550 H A RITO BLACKCAP 9038
HA RITO LADY 3515 BR MIDLAND
H A 4167 LADY 1017
BOYD ON TARGET 1083 S A F 598 BANDO 5175
DIAMOND NOLA 5055 BOYD FOREVER LADY 7095
DIAMOND NOLA 229E MED ROCK TRAVELER JR
KEYSTONE NOLA 292

CED	BW	WW	Milk	YW	SC	\$EN	MARB	REA	Fat
3	2.8	57	24	103	0.11	-6.74	0.18	0.02	0.002

Calving-Ease	\$W (Weaning)	\$F (Feedlot)	\$G (Grid)	\$B (Beef)
★★	26.62	39.61	15.81	41.59

Ranks in the Top 5% for WW EPD, 5% for YW EPD, and 25% for Milk EPD.

109 | EXAR BANDO 83002

Reg. No: 15949633 Tattoo: 83002 DOB: 1/1/2008

Act. BW 60
Adj. WW 572
Adj. YW 1,106
Adj. SC 32.0
Adj. IMF 4.37
Adj. REA 11.8

S A F 598 BANDO 5175 BON VIEW BANDO 598
H S A F BANDO 1961 S A F ROYAL LASS 1002
J K S MISS CHEYENNE 196 N BAR EMULATION EXT
MAGIC MEADOW MISS CHEYENNE
TRIPLE E SPECIAL ADDITION J R SOMETHING SPECIAL
WK BLACKBERRY 6113 JAYNBEE LUCY 731B
WK BLACKBERRY 1860 M W BLACK POWER 388 54X473
WK BLACKBERRY 7391

CED	BW	WW	Milk	YW	SC	\$EN	MARB	REA	Fat
5	1.7	46	19	82		4.31	0.20	-0.20	0.020

Calving-Ease	\$W (Weaning)	\$F (Feedlot)	\$G (Grid)	\$B (Beef)
★★★★	26.56	22.84	15.33	19.66

111 | EXAR FORESIGHT 8152

Reg. No: 15970643 Tattoo: 8152 DOB: 2/24/2008

Act. BW 84
Adj. WW 720
Adj. YW 1,325
Adj. SC 39.1
Adj. IMF 4.45
Adj. REA 14.6

WOODHILL FORESIGHT PAPA FORTE 1921
SITZ FORESIGHT 955P BON VIEW GAMMER 85
SITZ EVERELDA ENTENSE 1688 .. SITZ ALLIANCE 6595
SITZ EVERELDA ENTENSE 1546
BR MIDLAND TWIN VALLEY PRECISION E161
EXAR BLACKCAP 6307 R3 BR ROYAL LASS 7036-19
EXAR BLACKCAP 428 TC FREEDOM 104
BLACKCAP OF ER K232

CED	BW	WW	Milk	YW	SC	\$EN	MARB	REA	Fat
4	3.3	57	23	101	0.88	-5.19	0.27	-0.11	0.006

Calving-Ease	\$W (Weaning)	\$F (Feedlot)	\$G (Grid)	\$B (Beef)
★★	25.99	37.54	17.81	40.87

Ranks in the Top 5% for WW EPD, and 10% for YW EPD.

113 | EXAR MC 2500 829

Reg. No: 16022728 Tattoo: 829 DOB: 2/1/2008

Act. BW 85
Adj. WW 707
Adj. YW 1,320
Adj. SC 39.8
Adj. IMF 4.15
Adj. REA 14.2

SCHURRTOP M C PAPA EQUATOR 2928
SCHURRTOP MC 2500 SCHURRTOP 1483 9024
SCHURRTOP R S 1413 2153 BROOKS SCHURR TREND
RYANS SCHURRTOP 2125
TWIN VALLEY PRECISION E161 .. G A R PRECISION 1680
EXAR LADY 1522 W C C BLACKCAP C9
ACF LADY 9025 PAPA DURABULL 9805
HHF BANDO LADY 732 956

CED	BW	WW	Milk	YW	SC	\$EN	MARB	REA	Fat
2	4.6	46	28	80	0.60	-3.37	0.04	0.17	0.000

Calving-Ease	\$W (Weaning)	\$F (Feedlot)	\$G (Grid)	\$B (Beef)
★	22.73	20.92	13.05	30.54

Ranks in the Top 5% for Milk EPD.

108 | EXAR MIDLAND 8660

Reg. No: 15937406 Tattoo: 8660 DOB: 1/4/2008

Act. BW 84
Adj. WW 494
Adj. YW 1,073
Adj. SC 33.4
Adj. IMF 4.24
Adj. REA 11.8

TWIN VALLEY PRECISION E161 .. G A R PRECISION 1680
BR MIDLAND W C C BLACKCAP C9
BR ROYAL LASS 7036-19 S A F NEUTRON
S A F ROYAL LASS 7036
SCHURRTOP MC 2500 SCHURRTOP M C
WK QUEEN ANNE 6089 SCHURRTOP R S 1413 2153
WK QUEEN ANNE 1291 WK GUNSMOKE
K C QUEEN ANNE 20 96

CED	BW	WW	Milk	YW	SC	\$EN	MARB	REA	Fat
6	3.5	36	16	76		8.77	0.24	0.00	-0.001

Calving-Ease	\$W (Weaning)	\$F (Feedlot)	\$G (Grid)	\$B (Beef)
★★	16.48	20.80	22.68	23.08

110 | EXAR FORESIGHT 8696

Reg. No: 15961464 Tattoo: 8696 DOB: 2/1/2008

Act. BW 84
Adj. WW 699
Adj. YW 1,277
Adj. SC 33.8
Adj. IMF 3.69
Adj. REA 15

WOODHILL FORESIGHT PAPA FORTE 1921
SITZ FORESIGHT 955P BON VIEW GAMMER 85
SITZ EVERELDA ENTENSE 1688 .. SITZ ALLIANCE 6595
SITZ EVERELDA ENTENSE 1546
SYDGEN STERLING SILVER 3471 .. SYDGEN STERLING 0298
EXAR ELINE 6162 THREE TREES FOREVER LADY0487
LEACHMAN ELINE 4103 BON VIEW NEW DESIGN 878
LEACHMAN ELINE 8073

CED	BW	WW	Milk	YW	SC	\$EN	MARB	REA	Fat
1	4.9	52	29	94	0.57	-8.63	0.30	0.14	-0.005

Calving-Ease	\$W (Weaning)	\$F (Feedlot)	\$G (Grid)	\$B (Beef)
★	22.09	32.38	23.29	46.39

Ranks in the Top 15% for WW EPD, 15% for YW EPD, and 3% for Milk EPD.

112 | EXAR MARATHON 8052

Reg. No: 15956596 Tattoo: 8052 DOB: 1/22/2008

Act. BW 68
Adj. WW 579
Adj. YW 1,211
Adj. SC 33.5
Adj. IMF 5.78
Adj. REA 16.1

B C MARATHON 7022 O C C KIRBY 633K
OSU MARATHON 5214 GIBBET HILL MIGNONNE E37
O S U 6079 RACQUEL 8176 N BAR EMULATION EXT
D F EMPRESS 6079
BON VIEW NEW DESIGN 1407 ... B/R NEW DESIGN 036
EXAR LASS 7196 BON VIEW PRIDE 664
EXAR LASS 3145 BR MIDLAND
W C C 6807 LASS 226

CED	BW	WW	Milk	YW	SC	\$EN	MARB	REA	Fat
10	0.7	42	21	78	-0.30	3.73	0.42	0.32	-0.026

Calving-Ease	\$W (Weaning)	\$F (Feedlot)	\$G (Grid)	\$B (Beef)
★★★★	26.65	20.49	34.31	38.08

Ranks in the Top 20% for BW EPD, 20% for REA EPD and Scanned a Big Ribeye of 16.1 sq inches.

114 | EXAR RITO 8069

Reg. No: 15955954 Tattoo: 8069 DOB: 2/1/2008

Act. BW 88
Adj. WW 772
Adj. YW 1,175
Adj. SC 35.8
Adj. IMF 4.32
Adj. REA 15.3

BON VIEW NEW DESIGN 878 B/R NEW DESIGN 036
RITO 3835 OF 2536 BVND 878 BON VIEW GAMMER 85
G A R PRECISION 2536 G A R PRECISION 1680
G A R EXT 2104
E&B 1483 SCOTCHMAN 5041 ... R R 9440 SCOTCH CAP 1483
RR EVERELDA ENTENSE 2230 LADY 183 TRAVELER 334
R R EVERELDA ENTENSE 0413 .. Q A S TRAVELER 23-4
RR EVERELDA ENTENSE 8320 TPB

CED	BW	WW	Milk	YW	SC	\$EN	MARB	REA	Fat
4	3.2	46	22	80	0.25	2.22	0.17	0.15	0.007

Calving-Ease	\$W (Weaning)	\$F (Feedlot)	\$G (Grid)	\$B (Beef)
★★	24.78	20.92	19.02	29.28



115 | EXAR RITO 2878 86107 TF

Reg. No: 16103635 Tattoo: 86107 DOB: 1/24/2008

Act. BW 60
Adj. WW 724
Adj. YW 1,129
Adj. SC 34.1
Adj. IMF 6.03
Adj. REA 14.7

BON VIEW NEW DESIGN 878 B/R NEW DESIGN 036
RITO 2 878 OF 2536 BVND 878 BON VIEW GAMMER 85
G A R PRECISION 2536 G A R PRECISION 1680
G A R EXT 2104
G A R GRID MAKER G D A R TRAVELER 044
SOUTHERN FOREVER LADY 5145 G A R PRECISION 2536
E F FOREVER LADY 8137 SITZ TRAVELER 8180
S V F FOREVER LADY 1120

CED	BW	WW	Milk	YW	SC	\$EN	MARB	REA	Fat
10	0.7	52	21	88	-0.12	0.68	0.28	0.20	0.025
Calving-Ease		\$W (Weaning)		\$F (Feedlot)		\$G (Grid)		\$B (Beef)	
★★★★		30.70		26.42		23.23		29.55	

Ranks in the Top 20% for BW EPD, and 15% for WW EPD. Note the Elite IMF scan of 6.03%!

116 | EXAR HUNTON 86080 TF

Reg. No: 16100587 Tattoo: 86080 DOB: 1/28/2008

Act. BW 74
Adj. WW 755
Adj. YW 1,171
Adj. SC 32.0
Adj. IMF 4.95
Adj. REA 15.2

RITO 112 OF 2536 RITO 616 RITO 616 OF 4B20 6807
LIMESTONE HUNTON S220 G A R PRECISION 2536
TWIN VALLEY PRIMROSE 1278... WOODHILL RESOLUTION
BON VIEW NEW DESIGN 878 N BAR PRIMROSE 2424
TF PRIMROSE 6225 B/R NEW DESIGN 036
LAGRAND PRIMROSE 2231 BON VIEW GAMMER 85
B A A R ROTH PRIMROSE 096 CV TWIN VALLEY PRECISION E161

CED	BW	WW	Milk	YW	SC	\$EN	MARB	REA	Fat
4	3.4	50	23	87	-0.83	0.25	0.01	0.016	
Calving-Ease		\$W (Weaning)		\$F (Feedlot)		\$G (Grid)		\$B (Beef)	
★★		25.25		26.20		19.18		32.57	

Ranks in the Top 25% for WW EPD.

117 | EXAR BRODIN 8135

Reg. No: 15979839 Tattoo: 8135 DOB: 2/20/2008

Act. BW 68
Adj. WW 680
Adj. YW 1,346
Adj. SC 35.9
Adj. IMF 4.65
Adj. REA 16.7

BOYD ON TARGET 1083 S A F 598 BANDO 5175
HERITAGE P242 BRODIN 6045 BOYD FOREVER LADY 7095
BASIN PRIDE P242 BASIN AMBUSH 843L
BASIN PRIDE M866
BASIN UP THE LIMIT C A FUTURE DIRECTION 5321
HERITAGE 017P CASSIE 6035 BASIN CHLOE 813K
BASIN BLACKBIRD 017P SITZ ALLIANCE 6595
T A R MISS SHOSHONE 610

CED	BW	WW	Milk	YW	SC	\$EN	MARB	REA	Fat
9	0.1	46	22	93	-0.06	-1.77	0.07	0.08	-0.001
Calving-Ease		\$W (Weaning)		\$F (Feedlot)		\$G (Grid)		\$B (Beef)	
★★★★		25.73		33.72		13.52		33.16	

Ranks in the Top 10% for BW EPD, and 20% for YW EPD. Scanned a Big Ribeye of 16.7 sq inches.

118 | EXAR AC DOUBLE TAKE A835

Reg. No: 16094943 Tattoo: A835 DOB: 2/19/2008

Act. BW 60
Adj. WW 755
Adj. YW 1,254
Adj. SC 33.9
Adj. IMF 5.30
Adj. REA 14.2

EXAR NEW LOOK 2971 BON VIEW NEW DESIGN 1407
J & J DOUBLE TAKE 550 N BAR PRIMROSE 2424
PF E161 BARDOLENA 3153 TWIN VALLEY PRECISION E161
H V H NEW DESIGN 1407 85M... G K BETSY BARDOLENA 323A
H V H LASSIE 5K 15R BON VIEW NEW DESIGN 1407
H V H LASSIE F503 5K G K BETSY BARDOLENA 323A
TC STOCKMAN 365
K F F LASSIE RITO F503

CED	BW	WW	Milk	YW	SC	\$EN	MARB	REA	Fat
12	-1.2	51	23	89	-0.22	-1.45	0.34	0.11	0.016
Calving-Ease		\$W (Weaning)		\$F (Feedlot)		\$G (Grid)		\$B (Beef)	
★★★★		31.90		27.78		23.11		40.39	

Ranks in the Top 3% for BW EPD and 20% for WW EPD.

119 | EXAR AC DOUBLE TAKE A824

Reg. No: 16094940 Tattoo: A824 DOB: 2/7/2008

Act. BW 73
Adj. WW 796
Adj. YW 1,287
Adj. SC 38.5
Adj. IMF 5.25
Adj. REA 13.4

EXAR NEW LOOK 2971 BON VIEW NEW DESIGN 1407
J & J DOUBLE TAKE 550 N BAR PRIMROSE 2424
PF E161 BARDOLENA 3153 TWIN VALLEY PRECISION E161
G K BETSY BARDOLENA 323A
K W F EQUATOR C17L PAPA EQUATOR 2928
A CROSS EQUAL LASS A546 LEACHMAN LASS 1125
QUAIL MEADOW LASS C22H LEACHMAN PROMPTER
LEACHMAN LASS 1125

CED	BW	WW	Milk	YW	SC	\$EN	MARB	REA	Fat
8	1.2	48	22	82	0.39	1.61	0.24	0.11	0.000
Calving-Ease		\$W (Weaning)		\$F (Feedlot)		\$G (Grid)		\$B (Beef)	
★★★★		29.46		22.09		20.22		40.56	

120 | EXAR AC DOUBLE TAKE A827

Reg. No: 16094941 Tattoo: A827 DOB: 2/9/2008

Act. BW 70
Adj. WW 756
Adj. YW 1,204
Adj. SC 37.1
Adj. IMF 3.85
Adj. REA 13.9

EXAR NEW LOOK 2971 BON VIEW NEW DESIGN 1407
J & J DOUBLE TAKE 550 N BAR PRIMROSE 2424
PF E161 BARDOLENA 3153 TWIN VALLEY PRECISION E161
G K BETSY BARDOLENA 323A
E&B 1483 SCOTCHMAN 5041 ... R R 9440 SCOTCH CAP 1483
O S U ERICA 2126 LADY 183 TRAVELER 334
O S U 490 ERICA 9135 KRUGERRAND OF DONAMERE 490
O S U 869A ERICA 4147

CED	BW	WW	Milk	YW	SC	\$EN	MARB	REA	Fat
11	-0.5	50	18	88	0.21	3.36	0.09	0.24	0.004
Calving-Ease		\$W (Weaning)		\$F (Feedlot)		\$G (Grid)		\$B (Beef)	
★★★★		29.64		27.18		15.38		35.14	

Ranks in the Top 10% for BW EPD and 25% for WW EPD.

Why so much emphasis on bulls?

BULLS HAVE THE GREATEST ECONOMIC IMPACT ON ANY BREEDING PROGRAM, THUS BULL SELECTION IS AMONG THE MOST IMPORTANT DECISIONS AND INVESTMENTS A COWMAN WILL MAKE DURING THE COURSE OF A YEAR.

SCIENTISTS HAVE LONG POSTULATED THAT OVER 80% OF THE IMPROVEMENT IN A HERD OVER TIME IS DIRECTLY ATTRIBUTED TO BULL SELECTION.





LOT 201

201 | EXAR ERISKAY Q38 81390

DOB: 9/4/2008 COW • REG: 16118381 TATTOO: 81390

NORTHERN IMPROVEMENT 4480 GF. TC STOCKMAN 365
EXAR LUTTON 1831 BLACKCAP OF R R 5367
 EXAR SARAS DREAM 9809 A&B YUKON 7150
 TWIN VALLEY PRECISION E161 SARAS DREAM
EXAR ERISKAY Q38 4139 G A R PRECISION 1680
 EXAR MISS TRAVELER Q38 0437 W C C BLACKCAP C9 **Act. BW**
 BON VIEW NEW DESIGN 1407 67
 V T TRAVELER 6807 Q38 **Adj. WW**

CED	BW	WW	Milk	YW	SC	\$EN	MARB	REA	Fat
7	2.2	52	28	95	0.01	-7.99	0.34	0.12	-0.001

\$W (Weaning)	\$F (Feedlot)	\$G (Grid)	\$B (Beef)
27.55	33.39	23.04	50.09

Super prospect by the show-ring dominant sire EXAR Lutton 1831. This heifer could be a big-time prospect.



EXAR PRINCESS 7326

202A | EXAR PRINCESS 8568

DOB: 11/17/2008 COW • REG: 16200516 TATTOO: 8568

B C MARATHON 7022 O C C KIRBY 633K
BC 7022 RAVEN 7965 GIBBET HILL MIGNONNE E37
 O C C BLACKBIRD 796F O C C BONANZA 880B
 O C C BLACKBIRD 779A
 GREENS PREMIUM 7578 WK ULTIMATUM
GREENS PRINCESS 1012 GREENS LORI 5078 **Act. BW**
 GREENS PRINCESS 7418 O G L BATTLE CRY 427 128 80
 GREENS BETHANY 3511 **Adj. WW**

CED	BW	WW	Milk	YW	SC	\$EN	MARB	REA	Fat
-1	4.2	56	21	98	0.58	-2.24	0.19	0.47	0.010

\$W (Weaning)	\$F (Feedlot)	\$G (Grid)	\$B (Beef)
24.00	34.87	19.72	49.26

A truly great female. Full sister sold for \$10,000 in the 2009 Honor Roll Sale. Deep-bodied with lots of eye appeal.

Sydney Schnoor's Div. IV Champion Female at the 2008 NJAS and full sister to Lots 202A and 202B.



EXAR PRINCESS 7865

202B | EXAR PRINCESS 8570

DOB: 11/19/2008 COW • REG: 16246642 TATTOO: 8570

B C MARATHON 7022 O C C KIRBY 633K
BC 7022 RAVEN 7965 GIBBET HILL MIGNONNE E37
 O C C BLACKBIRD 796F O C C BONANZA 880B
 O C C BLACKBIRD 779A
 GREENS PREMIUM 7578 WK ULTIMATUM
GREENS PRINCESS 1012 GREENS LORI 5078 **Act. BW**
 GREENS PRINCESS 7418 O G L BATTLE CRY 427 128 88
 GREENS BETHANY 3511 **Adj. WW**

CED	BW	WW	Milk	YW	SC	\$EN	MARB	REA	Fat
-1	4.2	56	21	98	0.58	-2.24	0.19	0.47	0.010

\$W (Weaning)	\$F (Feedlot)	\$G (Grid)	\$B (Beef)
24.00	34.87	19.72	49.26

Super stylish and fancy-fronted. Full sister to Lot 202A. Should be very competitive.

Danielle Foster's Div. III Champion Female at the 2008 NJAS and full sister to Lots 202A and 202B.



LOT 203

203 | EXAR WENDY 81381

DOB: 9/4/2008 COW • REG: 16118375 TATTOO: 81381

EXAR SUDDEN IMPACT 1537 NORTHERN IMPROVEMENT 4480 GF
EXAR PIT BOSS 409 B L R BLUSHING PRIDE 9097
 WK WINNIE 7305 KRUGERRANDS MONEYLINE
 WK WINNIE 5460
 GDAR SVF RUSS 184B G D A R EXECUTIVE 727
BROKEN ARROW WENDY 040 G D A R FOREVER LADY 719 **Act. BW**
 H R WENDY 618 BON VIEW BANDO 598 77
 H R WENDY 402 **Adj. WW**

CED	BW	WW	Milk	YW	SC	\$EN	MARB	REA	Fat
4	3.8	57	19	100	0.65	-1.44	0.14	0.05	-0.019

\$W (Weaning)	\$F (Feedlot)	\$G (Grid)	\$B (Beef)
24.08	36.52	16.29	43.39

Really big-time prospect by EXAR Pit Boss. Dam has produced many sale features. Super-fronted and deep-bodied.



204 | EXAR BLACKBIRD 81422

DOB: 9/6/2008 COW • REG: 16118404 TATT00: 81422

B C MARATHON 7022..... O C C KIRBY 633K
 BC 7022 RAVEN 7965..... GIBBET HILL MIGNONNE E37
 O C C BLACKBIRD 796F..... O C C BONANZA 880B
 O C C BLACKBIRD 779A
 CONNEALY DATELINE..... D H D TRAVELER 6807
 WK BLACKBIRD 7308..... EILA EILA OF CONANGA
 WK BLACKBIRD 5344..... KESSLERS RAINMAN 002
 WK BLACKBIRD 0086

Act. BW
77
Adj. WW

CED	BW	WW	Milk	YW	SC	\$EN	MARB	REA	Fat
5	2.5	39	17	69	0.13	10.35	0.09	0.47	0.001
\$W (Weaning)		\$F (Feedlot)		\$G (Grid)		\$B (Beef)			
23.58		13.15		19.61		29.18			

Sired by Raven 7965. Dam is the famed WK Blackbird 7308. Full sister sells as Lot 205.



LOT 204

205 | EXAR BLACKBIRD 81405

DOB: 9/5/2008 COW • REG: 16118392 TATT00: 81405

B C MARATHON 7022..... O C C KIRBY 633K
 BC 7022 RAVEN 7965..... GIBBET HILL MIGNONNE E37
 O C C BLACKBIRD 796F..... O C C BONANZA 880B
 O C C BLACKBIRD 779A
 CONNEALY DATELINE..... D H D TRAVELER 6807
 WK BLACKBIRD 7308..... EILA EILA OF CONANGA
 WK BLACKBIRD 5344..... KESSLERS RAINMAN 002
 WK BLACKBIRD 0086

Act. BW
72
Adj. WW

CED	BW	WW	Milk	YW	SC	\$EN	MARB	REA	Fat
5	2.5	39	17	69	0.13	10.35	0.09	0.47	0.001
\$W (Weaning)		\$F (Feedlot)		\$G (Grid)		\$B (Beef)			
23.58		13.15		19.61		29.18			

Deep-bodied and sound-structured. Lots of style and balance. Full sister sells as Lot 204.



WK BLACKBIRD 7308

Dam of Lots 204 & 205.

206 | EXAR ERISKAY Q38 8528


DOB: 10/15/2008 COW • REG: 16200505 TATT00: 8528

B C MARATHON 7022..... O C C KIRBY 633K
 BC 7022 RAVEN 7965..... GIBBET HILL MIGNONNE E37
 O C C BLACKBIRD 796F..... O C C BONANZA 880B
 O C C BLACKBIRD 779A
 TWIN VALLEY PRECISION E161 .. G A R PRECISION 1680
 EXAR ERISKAY Q38 4139..... W C C BLACKCAP C9
 EXAR MISS TRAVELER Q38 0437..... BON VIEW NEW DESIGN 1407
 V T TRAVELER 6807 Q38

Act. BW
80
Adj. WW

CED	BW	WW	Milk	YW	SC	\$EN	MARB	REA	Fat
5	2.5	42	23	79	-0.3	1.61	0.32	0.55	0.011
\$W (Weaning)		\$F (Feedlot)		\$G (Grid)		\$B (Beef)			
23.92		21.45		27.24		48.08			

Stout-made prospect. Nice-fronted with lots of eye appeal. Super pedigree.



EXAR ERISKAY Q38 4139

Dam of Lots 201, 206 & 212.

207 | EXAR RUBY 8566

DOB: 11/14/2008 COW • REG: 16200515 TATT00: 8566

B C MARATHON 7022..... O C C KIRBY 633K
 BC 7022 RAVEN 7965..... GIBBET HILL MIGNONNE E37
 O C C BLACKBIRD 796F..... O C C BONANZA 880B
 O C C BLACKBIRD 779A
 RITO 111 OF 2536 RITO 616..... RITO 616 OF 4B20 6807
 EXAR RUBY 4404..... G A R PRECISION 2536
 B/R RUBY 846..... B/R NEW DESIGN 036
 B/R RUBY 270

Act. BW
84
Adj. WW

CED	BW	WW	Milk	YW	SC	\$EN	MARB	REA	Fat
3	3.9	47	19	85		3.39	0.36	0.44	-0.005
\$W (Weaning)		\$F (Feedlot)		\$G (Grid)		\$B (Beef)			
21.70		25.38		28.79		51.22			

Awesome pedigree, check out the dam side of this pedigree. Nice look with loads of muscle. Sired by Raven.



BC 7022 RAVEN 7965

Sire of Lots 204-209, 212 & 216.



208 | EXAR BLACKBIRD 81509

DOB: 10/23/2008 COW • REG: 16217914 TATTOO: 81509

B C MARATHON 7022 O C C KIRBY 633K
 GIBBET HILL MIGNONNE E37
BC 7022 RAVEN 7965 O C C BONANZA 880B
 O C C BLACKBIRD 779A
 O C C BLACKBIRD 796F G A R PRECISION 1680
 TWIN VALLEY PRECISION E161 W C C BLACKCAP C9
TWIN EAGLES BLACKBIRD 174K D H D TRAVELER 6807
 SUMMITCREST BLACKBIRD F161 SUMMITCREST BLACKBIRD D261

Act. BW
82
Adj. WW

CED	BW	WW	Milk	YW	SC	\$EN	MARB	REA	Fat
4	3.2	43	21	79	-0.64	3.43	0.24	0.46	-0.002
\$W (Weaning)		\$F (Feedlot)		\$G (Grid)		\$B (Beef)			
22.71		21.07		24.88		43.36			

Big-hipped and big-bodied. Dam has produced many champions. Sired by Raven.



209 | EXAR RUBY 81511

DOB: 10/25/2008 COW • REG: 16217928 TATTOO: 81511

B C MARATHON 7022 O C C KIRBY 633K
 GIBBET HILL MIGNONNE E37
BC 7022 RAVEN 7965 O C C BONANZA 880B
 O C C BLACKBIRD 796F O C C BLACKBIRD 779A
 RITO 111 OF 2536 RITO 616 RITO 616 OF 4820 6807
EXAR RUBY 4403 G A R PRECISION 2536
 B/R RUBY 846 B/R NEW DESIGN 036

Act. BW
78
Adj. WW

CED	BW	WW	Milk	YW	SC	\$EN	MARB	REA	Fat
3	4.0	47	18	85		4.28			
\$W (Weaning)		\$F (Feedlot)		\$G (Grid)		\$B (Beef)			
21.20		25.38							

Nice-fronted with lots of style. Big-bodied and heavy-boned. Awesome pedigree.



210 | EXAR WINNIE 8449

DOB: 9/17/2008 COW • REG: 16122817 TATTOO: 8449

B C MARATHON 7022 O C C KIRBY 633K
 GIBBET HILL MIGNONNE E37
BC 7022 RAVEN 7965 O C C BONANZA 880B
 O C C BLACKBIRD 796F O C C BLACKBIRD 779A
 EXAR LUTTON 1831 NORTHERN IMPROVEMENT 4480 GF
EXAR WINNIE 4371 EXAR SARAS DREAM 9809
 WK WINNIE 7305 KRUGERRANDS MONEYLINE

Act. BW
72
Adj. WW

CED	BW	WW	Milk	YW	SC	\$EN	MARB	REA	Fat
5	2.5	48	18	84	-0.22	4.59	0.24	0.37	-0.015
\$W (Weaning)		\$F (Feedlot)		\$G (Grid)		\$B (Beef)			
25.45		24.03		25.24		43.48			

This prospect should be a big-time show prospect. Great design and very stylish. Don't miss this one.



211 | EXAR PRIMROSE 8475

DOB: 9/23/2008 COW • REG: 16128114 TATTOO: 8475

EXAR SUDDEN IMPACT 1537 NORTHERN IMPROVEMENT 4480 GF
 B L R BLUSHING PRIDE 9097
EXAR PIT BOSS 409 KRUGERRANDS MONEYLINE
 WK WINNIE 7305 WK WINNIE 5460
 B/R NEW DESIGN 036 V D A R NEW TREND 315
P A R B PRIMROSE T 72 B/R BLACKCAP EMPRESS 76
 P A R B PRIMROSE 5968 FINKS 5522-6148

Act. BW
66
Adj. WW

CED	BW	WW	Milk	YW	SC	\$EN	MARB	REA	Fat
6	2.8	50	16	85	0.28	5.85	0.42	-0.03	-0.026
\$W (Weaning)		\$F (Feedlot)		\$G (Grid)		\$B (Beef)			
25.13		24.24		30.01		38.93			

Sired by EXAR Pit Boss 409. Nice design and big-bodied. Super profile.

Dam of Lot 209.

EXAR RUBY 4403

Dam of Lot 210.

EXAR WINNIE 4371

Sire of Lots 203 & 211.

EXAR PIT BOSS 409



212 | EXAR ERISKAY Q38 81443

DOB: 9/8/2008 COW • REG: 16118422 TATTOO: 81443

B C MARATHON 7022 O C C KIRBY 633K
 BC 7022 RAVEN 7965 GIBBET HILL MIGNONNE E37
 O C C BLACKBIRD 796F O C C BONANZA 880B
 TWIN VALLEY PRECISION E161 .. G A R PRECISION 1680
 EXAR ERISKAY Q38 4139 W C C BLACKCAP C9
 EXAR MISS TRAVELER Q38 0437 BON VIEW NEW DESIGN 1407
 V T TRAVELER 6807 Q38

Act. BW
80
Adj. WW

CED	BW	WW	Milk	YW	SC	\$EN	MARB	REA	Fat
5	2.5	42	23	79	-0.3	1.61	0.32	0.55	0.011
\$W (Weaning)		\$F (Feedlot)		\$G (Grid)		\$B (Beef)			
23.92		21.45		27.24		48.08			

Sired by Raven out of the Eriskay family. Big-bodied with lots of spring of rib. Super prospect.

214 | EXAR Q9 81482

DOB: 9/27/2008 COW • REG: 16131283 TATTOO: 81482

NORTHERN IMPROVEMENT 4480 GF TC STOCKMAN 365
 EXAR LUTTON 1831 BLACKCAP OF R R 5367
 EXAR SARAS DREAM 9809 A&B YUKON 7150
 KG DAKOTA SARAS DREAM
 EXAR Q9 5466 C A FUTURE DIRECTION 5321
 EXAR Q9 2529 NEW TREND 315 K G 3
 BON VIEW NEW DESIGN 1407
 EXAR Q9 0422

Act. BW
74
Adj. WW

CED	BW	WW	Milk	YW	SC	\$EN	MARB	REA	Fat
9	1.8	51	29	93		-8.32	0.46	0.16	0.018
\$W (Weaning)		\$F (Feedlot)		\$G (Grid)		\$B (Beef)			
28.41		31.77		26.24		50.06			

Sired by EXAR Lutton 1831. Good prospect with lots of style. Nice birth to yearling EPD Spread.

215 | EXAR RITA 8561

DOB: 11/10/2008 COW • REG: APPLIED FOR TATTOO: 8561

CONNEALY WHITMAN BON VIEW NEW DESIGN 208
 CONNEALY ALL AROUND ELLA TINA OF CONANGA 989
 ENTRUST OF CONANGA 894 C R A BEXTOR 872 5205 608
 ENDALLA OF CONANGA 4860
 BON VIEW NEW DESIGN 1407 ... B/R NEW DESIGN 036
 KEMMER RITA P126 BON VIEW PRIDE 664
 KAHN RITA 274 G A R PRECISION 1680
 G A R EXT 604

Act. BW
72
Adj. WW

SIRE EPDs

CED	BW	WW	Milk	YW	SC	\$EN	MARB	REA	Fat
5	1.5	64	28	117	0.84	-14.61	0.76	0.28	0.005
\$W (Weaning)		\$F (Feedlot)		\$G (Grid)		\$B (Beef)			
30.58		51.62		37.07		64.57			

Sired by All Around out of a 1407 dam. Nice-fronted and deep-bodied.

213 | EXAR FOREVER LADY KEM 81363

DOB: 9/2/2008 COW • REG: 16121321 TATTOO: 81363

O C C EMBLAZON 854E D H D TRAVELER 6807
 O C C MAGNITUDE 805M DIXIE ERICA OF C H 1019
 O C C POLLYANNA 878G N BAR EMULATION EXT
 BON VIEW NEW DESIGN 1407 ... O C C POLLYANNA 934E
 WK FOREVER LADY KEM 1009 B/R NEW DESIGN 036
 LUKENS 6807 KEM 3956 BON VIEW PRIDE 664
 D H D TRAVELER 6807
 G D A R KEM 956

Act. BW
70
Adj. WW

CED	BW	WW	Milk	YW	SC	\$EN	MARB	REA	Fat
10	1.6	43	21	78	-0.52	3.73	0.22	-0.07	0.001
\$W (Weaning)		\$F (Feedlot)		\$G (Grid)		\$B (Beef)			
26.34		20.12		20.71		20.95			

Check out this daughter of O C C Magnitude. Real nice fall prospect.



Sire of Lots 201 & 214.

216 | EXAR BLACKBIRD 81514

DOB: 11/17/2008 COW • REG: 16217929 TATTOO: 81514

B C MARATHON 7022 O C C KIRBY 633K
 BC 7022 RAVEN 7965 GIBBET HILL MIGNONNE E37
 O C C BLACKBIRD 796F O C C BONANZA 880B
 TWIN VALLEY PRECISION E161 .. O C C BLACKBIRD 779A
 TWIN EAGLES BLACKBIRD 174K G A R PRECISION 1680
 SUMMITCREST BLACKBIRD F161 W C C BLACKCAP C9
 D H D TRAVELER 6807
 SUMMITCREST BLACKBIRD D261

Act. BW
74
Adj. WW

CED	BW	WW	Milk	YW	SC	\$EN	MARB	REA	Fat
4	3.2	43	21	79	-0.64	3.43	0.24	0.46	-0.002
\$W (Weaning)		\$F (Feedlot)		\$G (Grid)		\$B (Beef)			
22.71		21.07		24.88		43.36			

Sired by Raven. Produced by a great past Donor. Dam has produced man sale features. Sister sells as Lot 208.



Since the inception of the Express Ranches Scholarship Program in 1995, 310 juniors nationwide have benefited from exhibiting EX genetics. An unprecedented \$2,240,000 has been awarded to date. Bob Funk and the entire Express team find it a privilege to make dreams a reality for the future of the cattle business—young men and women. These highlight show heifers, as well as any other heifers in this sale, are eligible for the Express Scholarship Program. We thank you for making Express a part of your future.



GARDENS PRIME STAR

Sire of Lot 218A.

217 | EXAR BEAUTY 7554

DOB: 1/15/2007 COW • REG: 15603522 TATT00: 7554

C A FUTURE DIRECTION 5321 ... G A R PRECISION 1680
 BASIN FRANCHISE P142 C A MISS POWER FIX 308
 BASIN CHLOE 812L ... GARDENS EXPEDITION
 BASIN CHLOE 6198
 BON VIEW NEW DESIGN 1407 ... B/R NEW DESIGN 036
 EXAR BEAUTY 5095 BON VIEW PRIDE 664
 DAVIS BEAUTY 7013 ... D H D TRAVELER 6807
 V D A R BEAUTY 3012

CED	BW	WW	Milk	YW	SC	\$EN	MARB	REA	Fat
15	-1.4	40	26	73		0.63	0.45	0.33	0.010
\$W (Weaning)		\$F (Feedlot)		\$G (Grid)		\$B (Beef)			
29.64		16.5		31.81		37.98			

This fancy female is a daughter of the calving-ease specialist Basin Franchise P142. She also combines two of the all-time leading sires on the bottom side of her pedigree. EXAR Beauty 7554 ties together a CED EPD of +15 with a BW EPD of -1.4 and she scanned a 13.10 sq. in. ribeye at yearling.

218 | PROSPECT HILL RITA 685

DOB: 11/12/2006 COW • REG: 15642686 TATT00: 685

BON VIEW NEW DESIGN 878 ... B/R NEW DESIGN 036
 RITO 2 878 OF 2536 BVND 878 BON VIEW GAMMER 85
 G A R PRECISION 2536 ... G A R PRECISION 1680
 G A R EXT 2104
 G A R PRECISION 1680 ... TEHAMA BANDO 155
 G A R PRECISION 81 9J9 G A R 856
 G A R PRIME TIME 2409 ... GARDENS PRIME TIME
 G A R EXT 327

CED	BW	WW	Milk	YW	SC	\$EN	MARB	REA	Fat
11	0.2	34	29	74	-0.09	-5.9	0.36	0.44	0.015
\$W (Weaning)		\$F (Feedlot)		\$G (Grid)		\$B (Beef)			
20.52		19.63		27.81		44.25			

A true feature to the May Grass Time Sale, this daughter of the ever-popular "81" cow is a full sister to the James Ruble's \$250,000 donor "492" and they are both daughters of the \$430,000-valued donor "2409." Carcass Genetics with Power.

219 | EXAR RITA L 68020

DOB: 9/25/2006 COW • REG: 15821739 TATT00: 68031

BR MIDLAND ... TWIN VALLEY PRECISION E161
 EXAR NOMINAL 3550 BR ROYAL LASS 7036-19
 R3 LASS L1 ... CONNEALY DATELINE
 LEACHMAN LASS 1109
 BASIN EMULATION 178C ... BASIN EMULATION 5653
 PAWS UP EMULATION 2594 BASIN LUCY 855A
 WINDY RIDGE COMMODORE
 A A R RITA 513 ... A A R RITA 1551

CED	BW	WW	Milk	YW	SC	\$EN	MARB	REA	Fat
6	2	48	15	81		8.12	-0.1	-0.03	-0.022
\$W (Weaning)		\$F (Feedlot)		\$G (Grid)		\$B (Beef)			
26.46		21.13		6.18		23.72			

Nominal daughters are long-fronted and make great females.

217A | EXAR BEAUTY 9189

DOB: 3/9/2009 COW • REG: 16290259 TATT00: 9189

GARDENS PRIME STAR ... N BAR PRIME TIME D806
 EXAR PRIME STAR 3657 GREEN GARDEN JILT C242 S1
 VAR LUCY 5189 ... G A R GRID MAKER
 V A R LUCY 1222
 BASIN FRANCHISE P142 ... C A FUTURE DIRECTION 5321
 EXAR BEAUTY 7554 BASIN CHLOE 812L
 EXAR BEAUTY 5095 ... BON VIEW NEW DESIGN 1407
 DAVIS BEAUTY 7013

Act. BW
56
Adj. WW

CED	BW	WW	Milk	YW	SC	\$EN	MARB	REA	Fat
11	0.7	43	23	81		1	0.59	0.23	0.009
\$W (Weaning)		\$F (Feedlot)		\$G (Grid)		\$B (Beef)			
26.91		23		34.27		44.9			

Check out this fancy heifer who lines up the Number one MB EPD sire, Gardens Prime Star with Franchise and New Design 1407.

218A | EXAR RITA 9111

DOB: 2/19/2009 COW • REG: 16280853 TATT00: 9111

N BAR PRIME TIME D806 ... GARDENS PRIME TIME
 GARDENS PRIME STAR N BAR MISS EMULOUS A404
 GREEN GARDEN JILT C242 S1 ... S S TRAVELER 6807 T510
 GREEN GARDEN JILT 9242 S1
 RITO 2 878 OF 2536 BVND 878 ... BON VIEW NEW DESIGN 878
 PROSPECT HILL RITA 685 G A R PRECISION 2536
 G A R PRECISION 81 ... G A R PRECISION 1680
 G A R PRIME TIME 2409 ... G A R PRIME TIME 2409

Act. BW
73
Adj. WW

CED	BW	WW	Milk	YW	SC	\$EN	MARB	REA	Fat
7	1.8	42	24	91	0.75	1.51	1.17	0.11	0.043
\$W (Weaning)		\$F (Feedlot)		\$G (Grid)		\$B (Beef)			
26.39		33.27		38.26		48.40			

Note the MB EPD of +.77 this daughter of the #1 MB Sire Prime Star charts! And she is a member of the famed Rita's.

219A | EXAR RITA L 9020

DOB: 1/5/2009 COW • REG: 16256429 TATT00: 9020

GARDENS PRIME STAR ... N BAR PRIME TIME D806
 EXAR PRIME PREMIUM 6444 GREEN GARDEN JILT C242 S1
 EXAR MISS TRAVELER 224 ... G A R PRECISION 1680
 BROST MISS TRAVELER 703
 EXAR NOMINAL 3550 ... BR MIDLAND
 EXAR RITA L 68020 R3 LASS L1
 PAWS UP EMULATION 2594 ... BASIN EMULATION 178C
 A A R RITA 513

Act. BW
74
Adj. WW

CED	BW	WW	Milk	YW	SC	\$EN	MARB	REA	Fat
8	1.7	38	20	82	-0.11	3.42	1.00	0.11	0.052
\$W (Weaning)		\$F (Feedlot)		\$G (Grid)		\$B (Beef)			
21.06		25.85		29.04		58.08			

EXAR Prime Premium 6444 was the \$50,000 top seller of the 2007 Spring bull sale and is a up and coming sire in the ORlgen semen program.



220 | EXAR SHAMA SCOTCH CAP 2557

DOB: 2/6/2007 COW • REG: 15619483 TATTOO: 2557

SCHURRTOP M C PAPA EQUATOR 2928
SCHURRTOP MC 2500 SCHURRTOP 1483 9024
 SCHURRTOP R S 1413 2153 BROOKS SCHURR TREND
 RYANS SCHURRTOP 2125
 BR MIDLAND
 EXAR MIDLAND 3945 LEACHMAN LASSIE 0026
EXAR SHAMA SCOTCH CAP 5648 BON VIEW NEW DESIGN 1407
 EXAR SHAMA SCOTCH CAP 3545 EXAR SHAMA SCOTCH CAP 1232

CED	BW	WW	Milk	YW	SC	\$EN	MARB	REA	Fat
-3	6.7	50	27	97		-7.66	0.17	0.12	-0.024
\$W (Weaning)		\$F (Feedlot)		\$G (Grid)		\$B (Beef)			
15.24		36.22		19.71		43.9			

Note the Power and Growth in this female with a +97 YW EPD. The Shama Scotchcap cow line has been powerful producers and a cow family that has popped up in several Express Carload Bulls.

220A | EXAR SHAMA 9940

DOB: 3/21/2009 COW • REG: 16300514 TATTOO: 9940

BASIN FRANCHISE P142 C A FUTURE DIRECTION 5321
EXAR FRANCHISE 7250 BASIN CHLOE 812L
 KAHN BLACKCAP N04 B/R NEW DESIGN 036
 I L C BLACKCAP 0203
 SCHURRTOP MC 2500 SCHURRTOP M C
EXAR SHAMA SCOTCH CAP 2557 SCHURRTOP R S 1413 2153 **Act. BW**
 EXAR SHAMA SCOTCH CAP 5648 EXAR MIDLAND 3945 **70**
 EXAR SHAMA SCOTCH CAP 3545 **Adj. WW**

SIRE EPDS

CED	BW	WW	Milk	YW	SC	\$EN	MARB	REA	Fat
10	1.2	48	29	88	-0.31	-6.41	0.72	0.24	0.030
\$W (Weaning)		\$F (Feedlot)		\$G (Grid)		\$B (Beef)			
29.15		27.94		32.28		55.95			

Note the style and power that this female possesses!

221 | EXAR ENVIOUS BLACKBIRD 7541

DOB: 1/13/2007 COW • REG: 15603510 TATTOO: 7541

SCHURRTOP M C PAPA EQUATOR 2928
SCHURRTOP MC 2500 SCHURRTOP 1483 9024
 SCHURRTOP R S 1413 2153 BROOKS SCHURR TREND
 RYANS SCHURRTOP 2125
 RR FOCUS 1766 S A F FOCUS OF E R
EXAR ENVIOUS BLACKBIRD 5634 DIXIE ERICA OF R 3494
 RR ENVIOUS BLACKBIRD 3151 RR 9929 TRAVELER 67H
 R R ENVIOUS BLACKBIRD 7574

CED	BW	WW	Milk	YW	SC	\$EN	MARB	REA	Fat
8	2.7	39	28	76		-2.16	-0.02	-0.13	-0.016
\$W (Weaning)		\$F (Feedlot)		\$G (Grid)		\$B (Beef)			
23.06		19.69		9.54		19.5			

A big-hipped, stout-made daughter of MC 2500. Following the spring-calving season the MC 2500 daughters have impressed all of us with the power and durability they exhibit.

221A | EXAR ENVIOUS BLACKBIRD 9968

DOB: 3/28/2009 COW • REG: 16300534 TATTOO: 9968

BASIN FRANCHISE P142 C A FUTURE DIRECTION 5321
EXAR FRANCHISE 7250 BASIN CHLOE 812L
 KAHN BLACKCAP N04 B/R NEW DESIGN 036
 I L C BLACKCAP 0203
 SCHURRTOP MC 2500 SCHURRTOP M C
EXAR ENVIOUS BLACKBIRD 7541 SCHURRTOP R S 1413 2153 **Act. BW**
 EXAR ENVIOUS BLACKBIRD 5634 RR FOCUS 1766 **70**
 RR ENVIOUS BLACKBIRD 3151 **Adj. WW**

SIRE EPDS

CED	BW	WW	Milk	YW	SC	\$EN	MARB	REA	Fat
10	1.2	48	29	88	-0.31	-6.41	0.72	0.24	0.030
\$W (Weaning)		\$F (Feedlot)		\$G (Grid)		\$B (Beef)			
29.15		27.94		32.28		55.95			

222 | EXAR BLACKCAP 2657

DOB: 2/7/2007 COW • REG: 15619490 TATTOO: 2657

SCHURRTOP M C PAPA EQUATOR 2928
SCHURRTOP MC 2500 SCHURRTOP 1483 9024
 SCHURRTOP R S 1413 2153 BROOKS SCHURR TREND
 RYANS SCHURRTOP 2125
 KG DAKOTA C A FUTURE DIRECTION 5321
EXAR BLACKCAP 5548 NEW TREND 315 K G 3
 EXAR BLACKCAP 3928 BON VIEW NEW DESIGN 1407
 LEACHMAN BLACKCAP 9004

CED	BW	WW	Milk	YW	SC	\$EN	MARB	REA	Fat
7	2.3	45	33	75		-6.72	0.15	0.14	-0.003
\$W (Weaning)		\$F (Feedlot)		\$G (Grid)		\$B (Beef)			
28.94		16.56		18.96		29.27			

2657 is one of the nicest balanced daughters of MC 2500 in this offering.

222A | EXAR BLACKCAP 9164

DOB: 3/6/2009 COW • REG: 16290236 TATTOO: 9164

BASIN FRANCHISE P142 C A FUTURE DIRECTION 5321
EXAR FRANCHISE 4087 BASIN CHLOE 812L
 EXAR EXT 5003 BON VIEW NEW DESIGN 1407
 V T EXT S22
 SCHURRTOP MC 2500 SCHURRTOP M C
EXAR BLACKCAP 2657 SCHURRTOP R S 1413 2153 **Act. BW**
 EXAR BLACKCAP 5548 KG DAKOTA **70**
 EXAR BLACKCAP 3928 **Adj. WW**

CED	BW	WW	Milk	YW	SC	\$EN	MARB	REA	Fat
8	1.6	47	31	84		-7.48	0.27	0.27	0.003
\$W (Weaning)		\$F (Feedlot)		\$G (Grid)		\$B (Beef)			
28.95		24.40		23.85		41.24			

223 | EXAR BLACKCAP 7126

DOB: 4/1/2007 COW • REG: 15670900 TATTOO: 7126

B/R NEW DESIGN 323 B/R NEW DESIGN 036
ACF NEW DESIGN 2074 B/R RUBY OF TIFFANY 155
 ACF QUEEN 8192 N BAR EMULATION EXT
 STEVENSON QUEEN 379C
 LEACHMAN OXBOW CONNEALY FRONTLINE
LEACHMAN BLACKCAP 3018 LEACHMAN BLACKCAP 3053
 LEACHMAN BLACKCAP 1088 LEACHMAN RISING SUN
 LEACHMAN BLACKCAP 7220

CED	BW	WW	Milk	YW	SC	\$EN	MARB	REA	Fat
10	0.4	48	21	90	0.61	0.25	0.17	0.09	-0.016
\$W (Weaning)		\$F (Feedlot)		\$G (Grid)		\$B (Beef)			
27.74		29.93		19.25		38.8			

Due to calve before sale day to Limestone Testament T353.

7126's pedigree combines the Donor best known as the Carcass Queen, "8192" with the great producing Leachman Blackcap lineage. Don't miss the BW to YW EPD spread on this solid based 2-year-old.

Bid Online At:
www.LiveAuctions.tv



G A R 1407 NEW DESIGN 982

Dam of Lot 224.



G A R 6148 EMULATION 1119

Dam of Lot 225.

224 | EXAR MISS NEW DESIGN 7075

DOB: 3/6/2007 COW • REG: 15671523 TATTOO: 7075

SCHURRTOP M C PAPA EQUATOR 2928
 SCHURRTOP MC 2500 SCHURRTOP 1483 9024
 SCHURRTOP R S 1413 2153 BROOKS SCHURR TREND
 RYANS SCHURRTOP 2125
 BON VIEW NEW DESIGN 1407 B/R NEW DESIGN 036
G A R 1407 NEW DESIGN 982 BON VIEW PRIDE 664
 G A R PRECISION 1559 G A R PRECISION 1680
 G A R EXT 704

CED	BW	WW	Milk	YW	SC	\$EN	MARB	REA	Fat
6	3.0	44	30	81	0.2	-5.69	0.16	0.35	-0.004
\$W (Weaning)		\$F (Feedlot)		\$G (Grid)		\$B (Beef)			
24.64		22.62		20.05		41.18			

A direct Daughter of the \$100,000 Limestone Donor "982" who should develop into one of the most powerful cows you will ever see. Her mother did!

225 | EXAR EMULATION 5267

DOB: 3/16/2007 COW • REG: 15655275 TATTOO: 5267

SCHURRTOP M C PAPA EQUATOR 2928
 SCHURRTOP MC 2500 SCHURRTOP 1483 9024
 SCHURRTOP R S 1413 2153 BROOKS SCHURR TREND
 RYANS SCHURRTOP 2125
 FINKS 5522-6148 EMULATION N BAR 5522
G A R 6148 EMULATION 1119 FINKS PROUD FORMERA 614
 G A R 6807 TRAVELER 504 D H D TRAVELER 6807
 G A R SCOTCH CAP 309

CED	BW	WW	Milk	YW	SC	\$EN	MARB	REA	Fat
2	5.0	52	29	92	0.43	-9.26	0.21	0.00	-0.02
\$W (Weaning)		\$F (Feedlot)		\$G (Grid)		\$B (Beef)			
21.24		30.38		19.76		41.71			

Power, Power and more Power! 5267 is a maternal sister the \$100,000 donor Grid Maker 612!

226 | EXAR EVERELDA ENTENSE 7246

DOB: 1/26/2007 COW • REG: 15616208 TATTOO: 7246

SCHURRTOP M C PAPA EQUATOR 2928
 SCHURRTOP MC 2500 SCHURRTOP 1483 9024
 SCHURRTOP R S 1413 2153 BROOKS SCHURR TREND
 RYANS SCHURRTOP 2125
 BR MIDLAND TWIN VALLEY PRECISION E161
RR EVERELDA ENTENSE 4182 BR ROYAL LASS 7036-19
 R R EVERELDA ENTENSE 8435 LUKENS 9440 SCOTCH CAP L463
 R R EVERELDA ENTENSE 5367

CED	BW	WW	Milk	YW	SC	\$EN	MARB	REA	Fat
4	3.9	48	25	85	0.41	-2.07	0.05	0.28	0.012
\$W (Weaning)		\$F (Feedlot)		\$G (Grid)		\$B (Beef)			
23.74		25.00		13.9		30.66			

Lot 266 scanned over a 13.00 sq in ribeye at a year of age and is a daughter of one of the most picture-perfect daughters of BR Midland.

224A | EXAR EMBLAZON 9905B

DOB: 3/26/2009 BULL • REG: 16300499 TATTOO: 9905B

O C C EMBLAZON 854E D H D TRAVELER 6807
 SANDPOINT EMBLAZON 6569 DIXIE ERICA OF C H 1019
 WULFFS ERICA DIANNA 6400 N BAR EMULATION EXT
 WULFFS ERICA DIANNA C116
 SCHURRTOP MC 2500 SCHURRTOP M C
EXAR MISS NEW DESIGN 7075 SCHURRTOP R S 1413 2153
 G A R 1407 NEW DESIGN 982 BON VIEW NEW DESIGN 1407
 G A R PRECISION 1559

SIRE EPDs									
CED	BW	WW	Milk	YW	SC	\$EN	MARB	REA	Fat
11	0.2	48	18	84	-0.27	5.22	0.18	0.22	0.001
\$W (Weaning)		\$F (Feedlot)		\$G (Grid)		\$B (Beef)			
29.44		24.03		20.21		34.93			

This will be one of your first opportunities to purchase a son of the Express and Sandpoint Herd Sire "6569." He is sired by the well-known king of fleshing ability "Emblazon" and out of a full sister to the ABS Herd Sire, Wulfs EXT!

225A | EXAR EMULATION 9981

DOB: 4/4/2009 COW • REG: TATTOO: 9981

WOODHILL FORESIGHT PAPA FORTE 1921
 LIMESTONE TESTAMENT T353 BON VIEW GAMMER 85
 B C MIGNONNE'S LOLA 4151 O C C LEGEND 616L
 GIBBET HILL MIGNONNE E37
 SCHURRTOP MC 2500 SCHURRTOP M C
EXAR EMULATION 5267 SCHURRTOP R S 1413 2153
 G A R 6148 EMULATION 1119 FINKS 5522-6148
 G A R 6807 TRAVELER 504

SIRE EPDs									
CED	BW	WW	Milk	YW	SC	\$EN	MARB	REA	Fat
10	0.8	53	21	94	1.12	-1.18	0.35	0.09	0.007
\$W (Weaning)		\$F (Feedlot)		\$G (Grid)		\$B (Beef)			
29.45		31.99		23.95		44.06			

Note this daughter of the Express, Buford and Limestone herd sire, Testament!

226A | EXAR EVERELDA ENTENSE 9928

DOB: 3/16/2009 COW • REG: 16294172 TATTOO: 9928

BASIN FRANCHISE P142 C A FUTURE DIRECTION 5321
 EXAR FRANCHISE 4087 BASIN CHLOE 812L
 EXAR EXT 5003 BON VIEW NEW DESIGN 1407
 V T EXT S22
 SCHURRTOP MC 2500 SCHURRTOP M C
EXAR EVERELDA ENTENSE 7246 SCHURRTOP R S 1413 2153
 RR EVERELDA ENTENSE 4182 BR MIDLAND
 R R EVERELDA ENTENSE 8435

SIRE EPDs									
CED	BW	WW	Milk	YW	SC	\$EN	MARB	REA	Fat
8	0.8	48	29	92	0.09	-8.01	0.38	0.40	0.009
\$W (Weaning)		\$F (Feedlot)		\$G (Grid)		\$B (Beef)			
27.95		31.93		27.28		52.58			



227 | EXAR BARBARAMERE 5917

DOB: 4/9/2007 COW • REG: 15661245 TATTOO: 5917

SCHURRTOP M C PAPA EQUATOR 2928
 SCHURRTOP MC 2500 SCHURRTOP 1483 9024
 SCHURRTOP R S 1413 2153 BROOKS SCHURR TREND
 BON VIEW NEW DESIGN 1407 RYANS SCHURRTOP 2125
 EXAR BARBARAMERE 2367 B/R NEW DESIGN 036
 R R BARBARAMERE 8655 BON VIEW PRIDE 664
 R R BARBARAMERE 5682 E&B 1483 SCOTCHMAN 5041

CED	BW	WW	Milk	YW	SC	\$EN	MARB	REA	Fat
4	4.9	47	29	83	0.55	-5.24	0.23	0.09	-0.022
\$W (Weaning)		\$F (Feedlot)		\$G (Grid)		\$B (Beef)			
21.96		23.43		22.9		38.47			

Excellent maternal lineage on this powerful MC 2500 daughter. The Barbaramere's at Express have been excellent producers of future herd sires.

228 | EXAR CANDY KATE 1037

DOB: 1/1/2007 COW • REG: 15808745 TATTOO: 1037

BON VIEW NEW DESIGN 1407 B/R NEW DESIGN 036
 HBAR NEW DESIGN 2049 BON VIEW PRIDE 664
 EXAR TRAVELER 0512 J L B EXACTO 416
 O S U PANAMA 4178 HAYFIELDS TRAVELER 914-103
 EXAR CANDY KATE 9836 PAPA EQUATOR 2928
 S A CANDY KATE 4215 D F EMPRESS 6079
 S A CANDY KATE 4215 TC STOCKADE
 S A CANDY KATE 4215 SALTER EMULOUS 215

CED	BW	WW	Milk	YW	SC	\$EN	MARB	REA	Fat
2	3.7	36	20	71		6.73	0.33	0.35	-0.002
\$W (Weaning)		\$F (Feedlot)		\$G (Grid)		\$B (Beef)			
18.7		16.08		27.4		43.23			

This Candy Kate female is really deep and full of body.

229 | EXAR GRIDMAKER PRINCESS T101

DOB: 2/18/2007 COW • REG: 15935726 TATTOO: T101

G D A R TRAVELER 044 D H D TRAVELER 6807
 G A R GRID MAKER G D A R BLACKCAP LADY 840
 G A R PRECISION 2536 G A R PRECISION 1680
 LARKS CANYON 74D4 G A R EXT 2104
 SUA LC OF PRINCESS 4210P N BAR EMULATION EXT
 SPEAR U 711 5130 LARKS MISS BANDO 74A
 SPEAR U 711 5130 G D A R OSCAR 711
 SPEAR U 5401

CED	BW	WW	Milk	YW	SC	\$EN	MARB	REA	Fat
5	4.5	58	15	100		2.25	0.32	0.24	0.019
\$W (Weaning)		\$F (Feedlot)		\$G (Grid)		\$B (Beef)			
22.17		36.12		23.15		44.87			

Your opportunity to purchase an own daughter of the muscle and performance sire, Grid Maker. Note the YW EPD of +100 and she scanned an individual IMF of 8.24%.

230 | EXAR DIXIE ERICA 7769

DOB: 4/15/2007 COW • REG: 15664924 TATTOO: 7769

TWIN VALLEY PRECISION E161 G A R PRECISION 1680
 EXG HEARTLAND 3947 W C C BLACKCAP C9
 BR ROYAL LASS 7036-19 S A F NEUTRON
 RR GOLD BUCKLE 2225 S A F ROYAL LASS 7036
 DIXIE ERICA OF RR 4664 S A F FOCUS OF E R
 DIXIE ERICA OF RR 0625 R R EVERELDA ENTENSE 0413
 DIXIE ERICA OF RR 0625 R R DAQUANTAE 789E
 DIXIE ERICA OF R R 8687

CED	BW	WW	Milk	YW	SC	\$EN	MARB	REA	Fat
12	0.2	50	19	85		3.39	0.45	0.06	0.012
\$W (Weaning)		\$F (Feedlot)		\$G (Grid)		\$B (Beef)			
30.19		24.24		26.41		43.75			

This member of the Dixie Erica tribe is sired by Heartland, a full brother to BR Midland! Note the calving-ease and marbling combination in this performance-bred female.

227A | EXAR BARBARAMERE 9140

DOB: 3/4/2009 COW • REG: 16290212 TATTOO: 9140

O C C EMBLAZON 854E D H D TRAVELER 6807
 SANDPOINT EMBLAZON 6569 DIXIE ERICA OF C H 1019
 WULFFS ERICA DIANNA 6400 N BAR EMULATION EXT
 SCHURRTOP MC 2500 WULFFS ERICA DIANNA C116
 EXAR BARBARAMERE 5917 SCHURRTOP M C
 EXAR BARBARAMERE 2367 SCHURRTOP R S 1413 2153
 R R BARBARAMERE 8655 BON VIEW NEW DESIGN 1407
 R R BARBARAMERE 8655

SIRE EPDs									
CED	BW	WW	Milk	YW	SC	\$EN	MARB	REA	Fat
11	0.2	48	18	84	-0.27	5.22	0.18	0.22	0.001
\$W (Weaning)		\$F (Feedlot)		\$G (Grid)		\$B (Beef)			
29.44		24.03		20.21		34.93			

Act. BW
68
Adj. WW

228A | EXAR CANDY KATE 9042

DOB: 1/19/2009 COW • REG: 16256454 TATTOO: 9042

GARDENS PRIME STAR N BAR PRIME TIME D806
 EXAR TREASURY 7596 GREEN GARDEN JILT C242 S1
 EXAR LUCY 5523 BON VIEW NEW DESIGN 1407
 HBAR NEW DESIGN 2049 TOEBBEN LUCY 3025
 EXAR CANDY KATE 1037 BON VIEW NEW DESIGN 1407
 EXAR CANDY KATE 9836 EXAR TRAVELER 0512
 EXAR CANDY KATE 9836 O S U PANAMA 4178
 EXAR CANDY KATE 9836 S A CANDY KATE 4215

CED	BW	WW	Milk	YW	SC	\$EN	MARB	REA	Fat
4	3.3	41	24	83		-0.53	0.59	0.31	0.019
\$W (Weaning)		\$F (Feedlot)		\$G (Grid)		\$B (Beef)			
20.48		25.69		33.25		49.21			

Act. BW
76
Adj. WW

A daughter of the Express, Rollin' Rock and Basin Angus herd sire Treasury who is a leading son of Gardens Prime Star in the Express, ORigen and ABS herd sire lineups.

229A | EXAR 263C 9050B

DOB: 2/6/2009 BULL • REG: 16271889 TATTOO: 9050B

BON VIEW NEW DESIGN 1407 B/R NEW DESIGN 036
 EXAR 263C BON VIEW PRIDE 664
 EXAR JUNE C 3577 BR MIDLAND
 G A R GRID MAKER PAF 9611 616 1161
 EXAR GRIDMAKER PRINCESS T101 G D A R TRAVELER 044
 SUA LC OF PRINCESS 4210P G A R PRECISION 2536
 SUA LC OF PRINCESS 4210P LARKS CANYON 74D4
 SPEAR U 711 5130

CED	BW	WW	Milk	YW	SC	\$EN	MARB	REA	Fat
7	3.0	58	21	107		-5.26	0.51	0.3	0.022
\$W (Weaning)		\$F (Feedlot)		\$G (Grid)		\$B (Beef)			
24.97		43.4		29.16		55.77			

Act. BW
72
Adj. WW

Here is a bull calf with one of the brightest futures! The sons of EXAR 263C have been the leading sellers this spring. And look at the potential on this one with a YW EPD of +107 and a \$B of over 55 and excellent interim carcass numbers as well.

230A | EXAR EMBLAZON 9176B

DOB: 3/20/2009 BULL • REG: 16300460 TATTOO: 9176B

O C C EMBLAZON 854E D H D TRAVELER 6807
 SANDPOINT EMBLAZON 6569 DIXIE ERICA OF C H 1019
 WULFFS ERICA DIANNA 6400 N BAR EMULATION EXT
 EXG HEARTLAND 3947 WULFFS ERICA DIANNA C116
 EXAR DIXIE ERICA 7769 TWIN VALLEY PRECISION E161
 DIXIE ERICA OF RR 4664 BR ROYAL LASS 7036-19
 DIXIE ERICA OF RR 0625 RR GOLD BUCKLE 2225
 DIXIE ERICA OF RR 0625

SIRE EPDs									
CED	BW	WW	Milk	YW	SC	\$EN	MARB	REA	Fat
11	0.2	48	18	84	-0.27	5.22	0.18	0.22	0.001
\$W (Weaning)		\$F (Feedlot)		\$G (Grid)		\$B (Beef)			
29.44		24.03		20.21		34.93			

Act. BW
78
Adj. WW



231 | EXAR RITA 5487

DOB: 3/20/2007 COW • REG: 15655283 TATTOO: 5487

BOYD NEW DAY 8005 A A R NEW TREND
MCC NEW DAWN 4023 S V F FOREVER LADY 57D
MCC MISS TRANSFORMATION 932 N BAR EMULATION EXT
. M C C MISS TRANSFORMER 612
B/R NEW DESIGN 323 B/R NEW DESIGN 036
SHERMANS RITA 282 B/R RUBY OF TIFFANY 155
G A R EXT 604 N BAR EMULATION EXT
. G A R SCOTCH CAP 309

CED	BW	WW	Milk	YW	SC	\$EN	MARB	REA	Fat
7	3.1	45	24	76	0.03	1.59	0.24	0.31	0.013
\$W (Weaning)		\$F (Feedlot)		\$G (Grid)		\$B (Beef)			
25.9		17.49		21.56		40.15			

This daughter of the \$13,000 Rita 282 is sired by Express Ranches and Pure Cattle Company's herd sire "4023."

232 | EXAR FAITH 3197

DOB: 2/15/2007 COW • REG: 15629022 TATTOO: 3197

BON VIEW NEW DESIGN 1407 B/R NEW DESIGN 036
EXAR NEW LOOK 2971 BON VIEW PRIDE 664
N BAR PRIMROSE 2424 EMULATION 31
. PRIMROSE N BAR 9962
C A FUTURE DIRECTION 5321 G A R PRECISION 1680
KG FAITH C A MISS POWER FIX 308
NEW TREND 315 K G 3 V D A R NEW TREND 315
. R A R ERICA 152

CED	BW	WW	Milk	YW	SC	\$EN	MARB	REA	Fat
6	2.9	41	24	84	0.48	-0.84	0.33	0.61	0.010
\$W (Weaning)		\$F (Feedlot)		\$G (Grid)		\$B (Beef)			
21.03		26.67		28.15		50.91			

The New Look daughters have made their mark as valuable and great-producing females. KG Faith is a past Express Ranches donor and sale feature, and is a full sister to the carcass sire KG Dakota.

233 | LIMESTONE MISS WIX T391

DOB: 2/14/2007 COW • REG: 15696657 TATTOO: T391

BON VIEW NEW DESIGN 1407 B/R NEW DESIGN 036
EXAR NEW LOOK 2971 BON VIEW PRIDE 664
N BAR PRIMROSE 2424 EMULATION 31
. PRIMROSE N BAR 9962
BR MIDLAND TWIN VALLEY PRECISION E161
LS MISS WIX P154 BR ROYAL LASS 7036-19
MISS WIX 5007 OF MC CUMBER RITO 054 G D A R
. MISS WIX 365 OF MC CUMBER

CED	BW	WW	Milk	YW	SC	\$EN	MARB	REA	Fat
7	2.2	40	22	81	0.44	1.91	0.25	0.32	0.010
\$W (Weaning)		\$F (Feedlot)		\$G (Grid)		\$B (Beef)			
22.27		24.12		23.53		37.43			

New Look daughters possess power and great maternal strength.

231A | EXAR EMBLAZON 9126B

DOB: 3/6/2009 BULL • REG: 16292990 TATTOO: 9126B

O C C EMBLAZON 854E D H D TRAVELER 6807
SANDPOINT EMBLAZON 6569 DIXIE ERICA OF C H 1019
WULFFS ERICA DIANNA 6400 N BAR EMULATION EXT
. WULFFS ERICA DIANNA C116
MCC NEW DAWN 4023 BOYD NEW DAY 8005
EXAR RITA 5487 MCC MISS TRANSFORMATION 932
SHERMANS RITA 282 B/R NEW DESIGN 323
. G A R EXT 604

SIRE EPDs									
CED	BW	WW	Milk	YW	SC	\$EN	MARB	REA	Fat
11	0.2	48	18	84	-0.27	5.22	0.18	0.22	0.001
\$W (Weaning)		\$F (Feedlot)		\$G (Grid)		\$B (Beef)			
29.44		24.03		20.21		34.93			

Act. BW
76
Adj. WW

232A | EXAR RETAIL PRODUCT 9094B

DOB: 2/24/2009 BULL • REG: 16280840 TATTOO: 9094B

G A R RETAIL PRODUCT G A R PRECISION 1680
CIRCLE S RETAIL PRODUCT 6411 G A R EXT 4927
CIRCLE S BLACKBIRD 3197 RITO 616 OF 4B20 6807
. CIRCLE S BLACKBIRD 9099
EXAR NEW LOOK 2971 BON VIEW NEW DESIGN 1407
EXAR FAITH 3197 N BAR PRIMROSE 2424
KG FAITH C A FUTURE DIRECTION 5321
. NEW TREND 315 K G 3

SIRE EPDs									
CED	BW	WW	Milk	YW	SC	\$EN	MARB	REA	Fat
8	1.9	41	21	87	0.09	2.23	0.50	0.30	0.006
\$W (Weaning)		\$F (Feedlot)		\$G (Grid)		\$B (Beef)			
22.79		29.64		31.57		51.04			

Act. BW
40
Adj. WW

233A | EXAR RETAIL PRODUCT 9152B

DOB: 3/13/2009 BULL • REG: 16294109 TATTOO: 9152B

G A R RETAIL PRODUCT G A R PRECISION 1680
CIRCLE S RETAIL PRODUCT 6411 G A R EXT 4927
CIRCLE S BLACKBIRD 3197 RITO 616 OF 4B20 6807
. CIRCLE S BLACKBIRD 9099
EXAR NEW LOOK 2971 BON VIEW NEW DESIGN 1407
LIMESTONE MISS WIX T391 N BAR PRIMROSE 2424
LS MISS WIX P154 BR MIDLAND
. MISS WIX 5007 OF MC CUMBER

SIRE EPDs									
CED	BW	WW	Milk	YW	SC	\$EN	MARB	REA	Fat
8	1.9	41	21	87	0.09	2.23	0.50	0.30	0.006
\$W (Weaning)		\$F (Feedlot)		\$G (Grid)		\$B (Beef)			
22.79		29.64		31.57		51.04			

Act. BW
74
Adj. WW



Dam of Lot 232.



Sire of Lots 232 & 233.



234 | EXAR FOREVER LADY 6207

DOB: 4/18/2007 COW • REG: 15670171 TATTOO: 6207

EXAR LUTTON 1831 NORTHERN IMPROVEMENT 4480 GF
 EXAR PHENOMENA 4037 EXAR SARAS DREAM 9809
 PAF 8509 3000C 1142 LEACHMAN SAUGHATCHEE 3000C
 VERMILION DATELINE 7078 CONNEALY DATELINE
 EXG FOREVER LADY M602 R3 VERMILION BLACKBIRD 5044
 V A R FOREVER LADY 4304 G D A R EXECUTIVE 727
 BLACKCAP LADY 384 G D A R

CED	BW	WW	Milk	YW	SC	\$EN	MARB	REA	Fat
2	4.0	59	27	105	0.28	-10.18	-0.01	0.33	0.029
\$W (Weaning)		\$F (Feedlot)		\$G (Grid)		\$B (Beef)			
25.26		40.89		6.00		38.96			

Forever Lady 6207 is sired by the American Royal, Louisville and Denver Bull Calf Champion Phenomena and out of a \$30,000 Opperman Donor that is a direct daughter of the longtime powerful producing Denver Reserve Grand Champion Female VAR Forever Lady 4304.

235 | EXAR BLACKBIRD 4017

DOB: 2/22/2007 COW • REG: 15636714 TATTOO: 4017

C A FUTURE DIRECTION 5321 G A R PRECISION 1680
 EXG FUTURE DIRECTION P819 R3 C A MISS POWER FIX 308
 LEACHMAN BLACKBIRD 8087 CONNEALY FRONTLINE
 LEACHMAN BLACKBIRD 1112
 BON VIEW NEW DESIGN 1407 B/R NEW DESIGN 036
 EXAR BLACKBIRD 5512 BON VIEW PRIDE 664
 EXAR BLACKBIRD 3444 CONNEALY DATELINE
 ROLLIN ROCK BLACKBIRD 7542

CED	BW	WW	Milk	YW	SC	\$EN	MARB	REA	Fat
10	1.2	31	21	63		8.21	0.44	0.09	-0.002
\$W (Weaning)		\$F (Feedlot)		\$G (Grid)		\$B (Beef)			
22.58		10.50		29.81		35.91			

A great-uddered, nice-producing granddaughter of Bon View New Design 1407.

236 | EXAR FOREVER LADY 5687

DOB: 4/1/2007 COW • REG: 15661224 TATTOO: 5687

C A FUTURE DIRECTION 5321 G A R PRECISION 1680
 EXG FUTURE DIRECTION P819 R3 C A MISS POWER FIX 308
 LEACHMAN BLACKBIRD 8087 CONNEALY FRONTLINE
 LEACHMAN BLACKBIRD 1112
 BALDRIDGE NEBRASKA 901 S A F FOCUS OF E R
 EXAR LADY FOREVER 5661 BALDRIDGE FLOSSIE 367
 FV LADY FOREVER 3217 B/R NEW FRONTIER 095
 FV LADY FOREVER 9354

CED	BW	WW	Milk	YW	SC	\$EN	MARB	REA	Fat
8	1.7	42	20	79		4.33	0.46	0.09	-0.008
\$W (Weaning)		\$F (Feedlot)		\$G (Grid)		\$B (Beef)			
24.87		21.45		29.56		45.44			

A calving-ease bred female who is high for MB EPD and \$B.

237 | EXAR RACHEL 7091

DOB: 3/12/2007 COW • REG: 15670195 TATTOO: 7091

SYDGEN STERLING 0298 TWIN VALLEY PRECISION E161
 SYDGEN PLATINUM 4027 S A F ESTELLE 4130
 SUMMITCREST ROYAL LADY OJ02. SUMMITCREST SCOTCH CAP 0B45
 SUMMITCREST ROYAL LADY 1G09
 SUMMITCREST HI FLYER 3B18 HOFF HI FLYER S C 7134
 LEACHMAN RACHEL 4014 SUMMITCREST LASS 229Y
 LEACHMAN RACHEL 2040 LEACHMAN RISING SUN
 LEACHMAN RACHEL 8002

CED	BW	WW	Milk	YW	SC	\$EN	MARB	REA	Fat
5	2.2	39	23	78		1.91	0.59	-0.16	0.045
\$W (Weaning)		\$F (Feedlot)		\$G (Grid)		\$B (Beef)			
22.67		21.60		23.04		37.17			

Note the Marbling EPD of +.59 on this Rachel-bred female.

234A | EXAR MARATHON 9903B

DOB: 3/26/2009 BULL • REG: 16300498 TATTOO: 9903B

B C MARATHON 7022 O C C KIRBY 633K
 OSU MARATHON 5214 GIBBET HILL MIGNONNE E37
 O S U 6079 RACQUEL 8176 N BAR EMULATION EXT
 EXAR PHENOMENA 4037 D F EMPRESS 6079
 EXAR FOREVER LADY 6207 EXAR LUTTON 1831
 EXG FOREVER LADY M602 R3 PAF 8509 3000C 1142
 VERMILION DATELINE 7078
 V A R FOREVER LADY 4304

Act. BW
78
Adj. WW

SIRE EPDs

CED	BW	WW	Milk	YW	SC	\$EN	MARB	REA	Fat
5	2.6	54	25	89	-0.22	-3.12	0.10	0.44	-0.027
\$W (Weaning)		\$F (Feedlot)		\$G (Grid)		\$B (Beef)			
29.70		26.64		20.26		43.59			

235A | EXAR FOCUS 9167B

DOB: 3/18/2009 BULL • REG: 16300453 TATTOO: 9167B

MYTTY IN FOCUS S A F FOCUS OF E R
 RR FOCUS 7045 MYTTY COUNTESS 906
 ERISKAY OF ROLLIN ROCK 5377 R C BLACK CIGAR 0293
 ERISKAY OF ROLLIN ROCK 9697
 EXG FUTURE DIRECTION P819 R3 C A FUTURE DIRECTION 5321
 EXAR BLACKBIRD 4017 LEACHMAN BLACKBIRD 8087
 EXAR BLACKBIRD 5512 BON VIEW NEW DESIGN 1407
 EXAR BLACKBIRD 3444

Act. BW
80
Adj. WW

CED	BW	WW	Milk	YW	SC	\$EN	MARB	REA	Fat
9	1.2	44	23	85		-0.22	0.28	0.08	0.016
\$W (Weaning)		\$F (Feedlot)		\$G (Grid)		\$B (Beef)			
25.91		26.51		20.99		36.34			

236A | EXAR ROUNDUP 9133B

DOB: 3/8/2009 BULL • REG: 16290204 TATTOO: 9133B

HARB PENDLETON 765 J H S A V FINAL ANSWER 0035
 21AR ROUNDUP 7005 H A R B BLACK LADY 375 J H
 21AR BLACKBIRD LADY F645. B C C BUSHWACKER 41-93
 21AR BLACKBIRD LADY C645
 EXG FUTURE DIRECTION P819 R3 C A FUTURE DIRECTION 5321
 EXAR FOREVER LADY 5687 LEACHMAN BLACKBIRD 8087
 EXAR LADY FOREVER 5661 BALDRIDGE NEBRASKA 901
 FV LADY FOREVER 3217

Act. BW
66
Adj. WW

CED	BW	WW	Milk	YW	SC	\$EN	MARB	REA	Fat
10	0.4	61	22	101		-4.27	0.35	0.18	0.013
\$W (Weaning)		\$F (Feedlot)		\$G (Grid)		\$B (Beef)			
33.38		35.95		24.55		44.83			

WOW! Look at the birth to yearling spread on this son of the Express, Basin and Monarch herd sire "Roundup."

237A | EXAR EMBLAZON 9135B

DOB: 3/8/2009 BULL • REG: 16290206 TATTOO: 9135B

O C C EMBLAZON 854E D H D TRAVELER 6807
 SANDPOINT EMBLAZON 6569 DIXIE ERICA OF C H 1019
 WULFFS ERICA DIANNA 6400 N BAR EMULATION EXT
 WULFFS ERICA DIANNA C116
 SYDGEN PLATINUM 4027 SYDGEN STERLING 0298
 EXAR RACHEL 7091 SUMMITCREST ROYAL LADY OJ02
 LEACHMAN RACHEL 4014 SUMMITCREST HI FLYER 3B18
 LEACHMAN RACHEL 2040

Act. BW
56
Adj. WW

SIRE EPDs

CED	BW	WW	Milk	YW	SC	\$EN	MARB	REA	Fat
11	0.2	48	18	84	-0.27	5.22	0.18	0.22	0.001
\$W (Weaning)		\$F (Feedlot)		\$G (Grid)		\$B (Beef)			
29.44		24.03		20.21		34.93			



ANGUS

2-Year-Old Pairs with Heifer Calves



Dam of Lot 238.

238 | EXAR SUSIE 7282

DOB: 2/12/2007 COW • REG: 15661279 TATTOO: 7282

SCHURRTOP M C PAPA EQUATOR 2928
 SCHURRTOP MC 2500 SCHURRTOP 1483 9024
 SCHURRTOP R S 1413 2153 BROOKS SCHURR TREND
 RYANS SCHURRTOP 2125
 BON VIEW NEW DESIGN 1407 B/R NEW DESIGN 036
 EXAR SUSIE 2635 BON VIEW PRIDE 664
 WK SUSIE 0529 CONNEALY DATELINE
 WK SUSIE 7490

CED	BW	WW	Milk	YW	SC	\$EN	MARB	REA	Fat
6	3.0	47	33	85	0.69	-9.75	0.12	0.08	-0.015
\$W (Weaning)		\$F (Feedlot)		\$G (Grid)		\$B (Beef)			
25.86		25.38		18.70		27.90			

The dam of 7282 was the featured cover cow at Express for several years, EXAR Susie 2635 is as stout and well designed as you could ever make a female. This 2-year-old should make a great female one day.

239 | EXAR BLACKBIRD 7157

DOB: 4/25/2007 COW • REG: 15689943 TATTOO: 7157

SCHURRTOP M C PAPA EQUATOR 2928
 SCHURRTOP MC 2500 SCHURRTOP 1483 9024
 SCHURRTOP R S 1413 2153 BROOKS SCHURR TREND
 RYANS SCHURRTOP 2125
 EXAR LUTTON 1831 NORTHERN IMPROVEMENT 4480 GF
 EXAR BLACKBIRD 4448 EXAR SARAS DREAM 9809
 WK BLACKBIRD 7308 CONNEALY DATELINE
 WK BLACKBIRD 5344

CED	BW	WW	Milk	YW	SC	\$EN	MARB	REA	Fat
4	3.9	49	28	86	0.58	-5.20	-0.06	0.18	-0.037
\$W (Weaning)		\$F (Feedlot)		\$G (Grid)		\$B (Beef)			
24.59		25.6		12.10		29.02			

Check out this daughter of the past \$40,000 champion show heifer EXAR Blackbird 4448.

240 | EXAR MISS PERCISION 7156

DOB: 4/25/2007 COW • REG: 15692133 TATTOO: 7156

SCHURRTOP M C PAPA EQUATOR 2928
 SCHURRTOP MC 2500 SCHURRTOP 1483 9024
 SCHURRTOP R S 1413 2153 BROOKS SCHURR TREND
 RYANS SCHURRTOP 2125
 BR MIDLAND TWIN VALLEY PRECISION E161
 V A R PRECISION 3305 BR ROYAL LASS 7036-19
 G A R PRECISION 706 G A R PRECISION 1680
 G A R EXT 2114

CED	BW	WW	Milk	YW	SC	\$EN	MARB	REA	Fat
6	2.8	45	26	81	0.29	-1.79	0.33	0.24	-0.011
\$W (Weaning)		\$F (Feedlot)		\$G (Grid)		\$B (Beef)			
25.38		22.25		27.32		42.61			

The dam "3305" was the past \$30,000 Big Event Feature who was purchased by A Cross Ranch and J&J Cattle Company.

238A | EXAR SUSIE 9956

DOB: 3/24/2009 COW • REG: 16300524 TATTOO: 9956

BASIN FRANCHISE P142 C A FUTURE DIRECTION 5321
 EXAR FRANCHISE 7250 BASIN CHLOE 812L
 KAHN BLACKCAP N04 B/R NEW DESIGN 036
 I L C BLACKCAP 0203
 SCHURRTOP MC 2500 SCHURRTOP M C
 EXAR SUSIE 7282 SCHURRTOP R S 1413 2153
 EXAR SUSIE 2635 BON VIEW NEW DESIGN 1407
 WK SUSIE 0529

SIRE EPDs										
CED	BW	WW	Milk	YW	SC	\$EN	MARB	REA	Fat	
10	1.2	48	29	88	-0.31	-6.41	0.72	0.24	0.030	
\$W (Weaning)		\$F (Feedlot)		\$G (Grid)		\$B (Beef)				Act. BW 68
29.15		27.94		32.28		55.95				Adj. WW

239A | EXAR BLACKBIRD 9196

DOB: 3/9/2009 COW • REG: 16290266 TATTOO: 9196

O C C EMBLAZON 854E D H D TRAVELER 6807
 SANDPOINT EMBLAZON 6569 DIXIE ERICA OF C H 1019
 WULFFS ERICA DIANNA 6400 N BAR EMULATION EXT
 WULFFS ERICA DIANNA C116
 SCHURRTOP MC 2500 SCHURRTOP M C
 EXAR BLACKBIRD 7157 SCHURRTOP R S 1413 2153
 EXAR BLACKBIRD 4448 EXAR LUTTON 1831
 WK BLACKBIRD 7308

SIRE EPDs										
CED	BW	WW	Milk	YW	SC	\$EN	MARB	REA	Fat	
11	0.2	48	18	84	-0.27	5.22	0.18	0.22	0.001	
\$W (Weaning)		\$F (Feedlot)		\$G (Grid)		\$B (Beef)				Act. BW 66
29.44		24.03		20.21		34.93				Adj. WW

240A | EXAR BLACKCAP 9904

DOB: 3/11/2009 COW • REG: 16294154 TATTOO: 9904

B C MARATHON 7022 O C C KIRBY 633K
 OSU MARATHON 5214 GIBBET HILL MIGNONNE E37
 O S U 6079 RACQUEL 8176 N BAR EMULATION EXT
 D F EMPRESS 6079
 SCHURRTOP MC 2500 SCHURRTOP M C
 EXAR MISS PERCISION 7156 SCHURRTOP R S 1413 2153
 V A R PRECISION 3305 BR MIDLAND
 G A R PRECISION 706

CED	BW	WW	Milk	YW	SC	\$EN	MARB	REA	Fat
	2.7	50	26	85		-3.01	0.22	0.34	-0.019
\$W (Weaning)		\$F (Feedlot)		\$G (Grid)		\$B (Beef)			
27.91		24.24		24.22		43.24			



241 | EXAR LASSIE 7510

DOB: 1/6/2007 COW • REG: 15603482 TATTOO: 7510

SCHURRTOP M C PAPA EQUATOR 2928
SCHURRTOP MC 2500
 SCHURRTOP R S 1413 2153 BROOKS SCHURR TREND
 RYANS SCHURRTOP 2125
 C A FUTURE DIRECTION 5321
 KG DAKOTA NEW TREND 315 K G 3
EXAR LASSIE 5094
 EXAR LASSIE 2310 BON VIEW NEW DESIGN 1407
 EXAR LASSIE 0324

CED	BW	WW	Milk	YW	SC	\$EN	MARB	REA	Fat
7	2.7	39	27	73		-0.31	0.24	0.09	-0.019
\$W (Weaning)		\$F (Feedlot)		\$G (Grid)		\$B (Beef)			
23.83		16.86		24.22		31.49			

A fancy granddaughter of the Wilson Skyview donor EXAR Lassie 2310.

242 | EXAR EVERELDA ENTENSE 7245

DOB: 1/25/2007 COW • REG: 15616207 TATTOO: 7245

SCHURRTOP M C PAPA EQUATOR 2928
SCHURRTOP MC 2500
 SCHURRTOP R S 1413 2153 BROOKS SCHURR TREND
 RYANS SCHURRTOP 2125
 BR MIDLAND TWIN VALLEY PRECISION E161
RR EVERELDA ENTENSE 4182
 R R EVERELDA ENTENSE 8435 BR ROYAL LASS 7036-19
 LUKENS 9440 SCOTCH CAP L463
 R R EVERELDA ENTENSE 5367

CED	BW	WW	Milk	YW	SC	\$EN	MARB	REA	Fat
4	3.9	48	25	85	0.41	-2.07	0.08	0.34	0.004
\$W (Weaning)		\$F (Feedlot)		\$G (Grid)		\$B (Beef)			
23.74		25.00		17.03		32.00			

Another daughter of the Allison and McClendon picture-perfect Midland daughter "4182." Check out the length of hip and power in these MC 2500 daughters.

243 | EXAR FOREVER T157

DOB: 3/12/2007 COW • REG: 15967939 TATTOO: T157

D H D TRAVELER 6807 Q A S TRAVELER 23-4
RITO 616 OF 4B20 6807
 RITA 4B20 OF OFB1 BANDO BEMINDFUL MAID D H D 0807
 TEHAMA BANDO 155
 RITA OFB1 OF 5H11 FULLBACK
 D H D TRAVELER 6807
 O C C GUIDE POST 886G O C C DIXIE ERICA 907C
S U A GUIDEPOST FOREVER 0101
 SPEAR U RANCHER 671 TC RANCHER 056
 SPEAR U TRAV 71 365

CED	BW	WW	Milk	YW	SC	\$EN	MARB	REA	Fat
8	0.9	40	19	77	-0.04	6.46	0.18	0.08	-0.018
\$W (Weaning)		\$F (Feedlot)		\$G (Grid)		\$B (Beef)			
25.44		20.27		20.55		33.52			

This daughter of Select Sires roster member "616" is a moderate-framed, deep-bodied female with a nice udder.

244 | EXAR COOKIE L 68046

DOB: 11/17/2006 COW • REG: 15821747 TATTOO: 68046

C A FUTURE DIRECTION 5321 G A R PRECISION 1680
WK FUTURE DIRECTION 2402
 WK LASSIE 0201 C A MISS POWER FIX 308
 BON VIEW NEW DESIGN 1407
 WK LASSIE 8395
 CONNEALY DATELINE D H D TRAVELER 6807
WK COOKIE 0079
 WK COOKIE 7626 EILA EILA OF CONANGA
 KRUGERRANDS MONEYLINE
 WK COOKIE

CED	BW	WW	Milk	YW	SC	\$EN	MARB	REA	Fat
11	0.2	38	22	68		5.82	0.45	0.13	0.006
\$W (Weaning)		\$F (Feedlot)		\$G (Grid)		\$B (Beef)			
27.46		12.58		28.23		42.53			

Another calving-ease female who combines an excellent MB EPD with a muscle and exceptional \$B Index values.

241A | EXAR FRANCHISE 9187B

DOB: 3/21/2009 BULL • REG: 16300470 TATTOO: 9187B

BASIN FRANCHISE P142 C A FUTURE DIRECTION 5321
EXAR FRANCHISE 7250
 KAHN BLACKCAP N04 BASIN CHLOE 812L
 B/R NEW DESIGN 036
 SCHURRTOP M C I L C BLACKCAP 0203
 SCHURRTOP M C SCHURRTOP R S 1413 2153
EXAR LASSIE 7510
 EXAR LASSIE 5094 KG DAKOTA
 EXAR LASSIE 2310

CED	BW	WW	Milk	YW	SC	\$EN	MARB	REA	Fat
10	1.2	48	29	88	-0.31	-6.41	0.72	0.24	0.030
\$W (Weaning)		\$F (Feedlot)		\$G (Grid)		\$B (Beef)			
29.15		27.94		32.28		55.95			

Act. BW
70
Adj. WW

242A | EXAR FRANCHISE 9189B

DOB: 3/22/2009 BULL • REG: 16300471 TATTOO: 9189B

BASIN FRANCHISE P142 C A FUTURE DIRECTION 5321
EXAR FRANCHISE 7250
 KAHN BLACKCAP N04 BASIN CHLOE 812L
 B/R NEW DESIGN 036
 SCHURRTOP M C I L C BLACKCAP 0203
 SCHURRTOP M C SCHURRTOP R S 1413 2153
EXAR EVERELDA ENTENSE 7245
 RR EVERELDA ENTENSE 4182 BR MIDLAND
 R R EVERELDA ENTENSE 8435

CED	BW	WW	Milk	YW	SC	\$EN	MARB	REA	Fat
10	1.2	48	29	88	-0.31	-6.41	0.72	0.24	0.030
\$W (Weaning)		\$F (Feedlot)		\$G (Grid)		\$B (Beef)			
29.15		27.94		32.28		55.95			

Act. BW
70
Adj. WW

243A | EXAR 9988

DOB: 4/6/2009 COW • REG: APPLIED FOR TATTOO: 9988

WOODHILL FORESIGHT PAPA FORTE 1921
LIMESTONE TESTAMENT T353
 B C MIGNONNE'S LOLA 4151 BON VIEW GAMMER 85
 O C C LEGEND 616L
 GIBBET HILL MIGNONNE E37
 D H D TRAVELER 6807
 RITO 616 OF 4B20 6807 RITA 4B20 OF OFB1 BANDO
EXAR FOREVER T157
 S U A GUIDEPOST FOREVER 0101 O C C GUIDE POST 886G
 SPEAR U RANCHER 671

CED	BW	WW	Milk	YW	SC	\$EN	MARB	REA	Fat
10	0.8	53	21	94	1.12	-1.18	0.35	0.09	0.007
\$W (Weaning)		\$F (Feedlot)		\$G (Grid)		\$B (Beef)			
29.45		31.99		23.95		44.06			

Act. BW
70
Adj. WW

244A | EXAR COOKIE 9941

DOB: 3/21/2009 COW • REG: 16300515 TATTOO: 9941

MYTTY IN FOCUS S A F FOCUS OF E R
RR FOCUS 7045
 ERISKAY OF ROLLIN ROCK 5377 MYTTY COUNTESS 906
 R C BLACK CIGAR 0293
 ERISKAY OF ROLLIN ROCK 9697
 C A FUTURE DIRECTION 5321
 WK FUTURE DIRECTION 2402 WK LASSIE 0201
EXAR COOKIE L 68046
 WK COOKIE 0079 CONNEALY DATELINE
 WK COOKIE 7626 WK COOKIE 7626

CED	BW	WW	Milk	YW	SC	\$EN	MARB	REA	Fat
10	0.7	48	23	87		-0.83	0.28	0.10	0.02
\$W (Weaning)		\$F (Feedlot)		\$G (Grid)		\$B (Beef)			
28.64		26.96		19.98		38.74			

Act. BW
72
Adj. WW



245 | EXAR QUEEN MOTHER 7023

DOB: 2/5/2007 COW • REG: 15655304 TATTOO: 7023

SYDGEN STERLING 0298 TWIN VALLEY PRECISION E161
 S A F ESTELLE 4130
SYDGEN PLATINUM 4027
 SUMMITCREST ROYAL LADY 0J02 .. SUMMITCREST SCOTCH CAP 0B45
 SUMMITCREST ROYAL LADY 1G09
 LEACHMAN RIGHT TIME
 LEACHMAN TIME TRAVELER 7620
LEACHMAN QUEEN MOTHER 9213 LEACHMAN BLACKCAP 2046
 LEACHMAN QUEEN MOTHER 2067 G D A R RAINMAKER 657
 LEACHMAN QUEEN MOTHER 8006

CED	BW	WW	Milk	YW	SC	\$EN	MARB	REA	Fat
4	2.6	38	20	70	0.33	7.12	0.19	0.14	0.029
\$W (Weaning)		\$F (Feedlot)		\$G (Grid)		\$B (Beef)			
22.91		14.43		17.32		26.23			

A direct descendant of the Leachman Queen Mother tribe. Leachman-bred females are incredible in terms of production and mothering ability!

246 | EXAR MISS PRECISION 7138

DOB: 4/18/2007 COW • REG: 15678411 TATTOO: 7138

BON VIEW NEW DESIGN 1407 ... B/R NEW DESIGN 036
EXAR NEW LOOK 2971 BON VIEW PRIDE 664
 N BAR PRIMROSE 2424 EMULATION 31
 PRIMROSE N BAR 9962
 BR MIDLAND TWIN VALLEY PRECISION E161
V A R PRECISION 3305 BR ROYAL LASS 7036-19
 G A R PRECISION 706 G A R PRECISION 1680
 G A R EXT 2114

CED	BW	WW	Milk	YW	SC	\$EN	MARB	REA	Fat
10	1.6	47	21	89	0.14	0.46	0.54	0.45	0.011
\$W (Weaning)		\$F (Feedlot)		\$G (Grid)		\$B (Beef)			
25.93		29.32		33.51		54.52			

Probably the most royally bred female in this offering. She combines the Dam of EXT and N Bar Primrose 2424 in this the carcass and \$B package of VAR 3305. One can't go wrong here.

247 | EXAR SANDRA 7114

DOB: 3/21/2007 COW • REG: 15670212 TATTOO: 7114

B/R NEW DESIGN 036 V D A R NEW TREND 315
BON VIEW NEW DESIGN 1407 B/R BLACKCAP EMPRESS 76
 BON VIEW PRIDE 664 G A R SLEEP EASY 1009
 BON VIEW PRIDE 1551
 C A FUTURE DIRECTION 5321 ... G A R PRECISION 1680
STEVENSON SANDRA 6443 C A MISS POWER FIX 308
 STEVENSON SANDRA 414F STEVENSON TRAVELER JR 445D
 MAR MISS REV RESOLUTION 427

CED	BW	WW	Milk	YW	SC	\$EN	MARB	REA	Fat
8	1.5	42	35	82	-0.03	-10.83	0.51	0.25	0.02
\$W (Weaning)		\$F (Feedlot)		\$G (Grid)		\$B (Beef)			
26.36		24.34		29.31		49.28			

A daughter of the OSU and Chapman Donor Stevenson Sandra 6443. This Sandra female combines excellent MB genetics with low birth and high growth EPDs.

248 | THREE TREES RACHEL T2038

DOB: 4/5/2007 COW • REG: 15723318 TATTOO: T2038

BON VIEW NEW DESIGN 1407 ... B/R NEW DESIGN 036
RIVERBEND MILE HIGH 3718 BON VIEW PRIDE 664
 G A R PRECISION 1919 G A R PRECISION 1680
 G A R EXT 544
 BON VIEW NEW DESIGN 208 ... B/R NEW DESIGN 036
THREE TREES RACHEL 3667 BON VIEW ERICA 443
 G D A R RACHEL 1236 D H D TRAVELER 6807
 G D A R RACHEL 7189

CED	BW	WW	Milk	YW	SC	\$EN	MARB	REA	Fat
5	2.8	42	29	75		-2.82	0.43	0.41	0.019
\$W (Weaning)		\$F (Feedlot)		\$G (Grid)		\$B (Beef)			
25.44		17.65		30.65		40.15			

This daughter of Mile High stems from the muscle and power Rachel cow family that is most famous as the cow family that produced the Ribeye specialist Executive 727!

245A | EXAR QUEEN MOTHER 9920

DOB: 3/14/2009 COW • REG: 16294166 TATTOO: 9920

BASIN FRANCHISE P142 C A FUTURE DIRECTION 5321
EXAR FRANCHISE 4087 BASIN CHLOE 812L
 EXAR EXT 5003 BON VIEW NEW DESIGN 1407
 V T EXT S22
 SYDGEN STERLING 0298
EXAR QUEEN MOTHER 7023 SUMMITCREST ROYAL LADY 0J02
 LEACHMAN QUEEN MOTHER 9213 LEACHMAN TIME TRAVELER 7620
 LEACHMAN QUEEN MOTHER 2067

SIRE EPDs									
CED	BW	WW	Milk	YW	SC	\$EN	MARB	REA	Fat
6	1.7	43	25	81		-0.85	0.29	0.27	0.019
\$W (Weaning)		\$F (Feedlot)		\$G (Grid)		\$B (Beef)			
26.05		23.00		22.91		40.15			

246A | EXAR BLACKCAP 9194

DOB: 3/9/2009 COW • REG: 16290264 TATTOO: 9194

BASIN PAYWEIGHT 176R VERMILION PAYWEIGHT J847
BASIN PAYWEIGHT 5097 BASIN PAMELA L518
 BASIN LASS R358 BASIN MAX 602C
 BASIN LASS 772N
 EXAR NEW LOOK 2971 BON VIEW NEW DESIGN 1407
EXAR MISS PRECISION 7138 N BAR PRIMROSE 2424
 V A R PRECISION 3305 BR MIDLAND
 G A R PRECISION 706

SIRE EPDs									
CED	BW	WW	Milk	YW	SC	\$EN	MARB	REA	Fat
3	1.1	59	27	105	0.70	-10.09	0.64	0.28	0.032
\$W (Weaning)		\$F (Feedlot)		\$G (Grid)		\$B (Beef)			
31.07		40.89		30.86		57.56			

247A | EXAR SANDRA 9927

DOB: 3/16/2009 COW • REG: 16294171 TATTOO: 9927

O C C EMBLAZON 854E D H D TRAVELER 6807
SANDPOINT EMBLAZON 6569 DIXIE ERICA OF C H 1019
 WULFFS ERICA DIANNA 6400 ... N BAR EMULATION EXT
 WULFFS ERICA DIANNA C116
 BON VIEW NEW DESIGN 1407 ... B/R NEW DESIGN 036
EXAR SANDRA 7114 BON VIEW PRIDE 664
 STEVENSON SANDRA 6443 C A FUTURE DIRECTION 5321
 STEVENSON SANDRA 414F

SIRE EPDs									
CED	BW	WW	Milk	YW	SC	\$EN	MARB	REA	Fat
11	0.2	48	18	84	-0.27	5.22	0.18	0.22	0.001
\$W (Weaning)		\$F (Feedlot)		\$G (Grid)		\$B (Beef)			
29.44		24.03		20.21		34.93			

248A | EXAR RACHEL 9942

DOB: 3/21/2009 COW • REG: 16300516 TATTOO: 9942

BASIN FRANCHISE P142 C A FUTURE DIRECTION 5321
EXAR FRANCHISE 7254 BASIN CHLOE 812L
 WK PRINCESS 1194 BON VIEW NEW DESIGN 1407
 WK PRINCESS 8401
 RIVERBEND MILE HIGH 3718 ... BON VIEW NEW DESIGN 1407
THREE TREES RACHEL T2038 G A R PRECISION 1919
 THREE TREES RACHEL 3667 ... BON VIEW NEW DESIGN 208
 G D A R RACHEL 1236

SIRE EPDs									
CED	BW	WW	Milk	YW	SC	\$EN	MARB	REA	Fat
11	0.1	46	28	88	0.14	-5.82	0.50	0.26	0.034
\$W (Weaning)		\$F (Feedlot)		\$G (Grid)		\$B (Beef)			
28.32		28.71		27.2		48.98			



EXAR SPARTAN 6225

Sire of Lots 249A & 251A.

249 | EXAR MISS 7094

DOB: 3/12/2007 COW • REG: 15670197 TATTOO: 7094

GDAR SVF TRAVELER 234D TRAVELER 124 G D A R
 LEACHMAN TAMDHU G D A R FOREVER LADY 718
 LEACHMAN ERICA 6267 LEACHMAN EXPLORER
 LEACHMAN ERICA 0025
 LEACHMAN RIGHT TIME N BAR EMULATION EXT
 LEACHMAN ERICA 0025
V N A R MISS TRAVELER 4023 TWIN VALLEY PRECISION E161
 S C R BRUSETT S209 BRUSETT 729 349

CED	BW	WW	Milk	YW	SC	\$EN	MARB	REA	Fat
9	1.5	40	21	77		4.03	0.14	0.13	-0.001
\$W (Weaning)		\$F (Feedlot)		\$G (Grid)		\$B (Beef)			
24.68		20.27		17.84		30.8			

Leachman Tamdhu was a KCS featured herd sire who was an own son the Famous Express Donor "6267." This Tamdhu daughter actually traces to the dam of Leachman Right Time on both the top and bottom sides of her pedigree.

250 | EXAR ERICA 7006

DOB: 9/15/2006 COW • REG: 15437791 TATTOO: 7006

BR MIDLAND TWIN VALLEY PRECISION E161
 BR ROYAL LASS 7036-19
EXAR NOMINAL 3550 CONNEALY DATELINE
 R3 LASS L1 LEACHMAN LASS 1109
 B/R NEW DESIGN 1407 B/R NEW DESIGN 036
LCC ERICA NH017 BON VIEW PRIDE 664
 BON VIEW ERICA 2127 BON VIEW BANDO 1394
 BON VIEW ERICA 443

CED	BW	WW	Milk	YW	SC	\$EN	MARB	REA	Fat
8	1.6	51	21	90	0.81	0.06	0.38	-0.01	0.011
\$W (Weaning)		\$F (Feedlot)		\$G (Grid)		\$B (Beef)			
28.35		28.77		23.64		40.39			

Note the big birth to yearling spread this daughter of the past "Bases Loaded" feature NH017 has, and take note at the job she is doing with this stout Prime Premium bull calf.

251 | EXAR EMILIOUS 5447

DOB: 3/19/2007 COW • REG: 15655282 TATTOO: 5447

B/R NEW FRONTIER 095 B/R NEW DESIGN 036
LAFLIN FRONTIER 4233 WHITE FENCE PRIDE H1
 LAFLINS GALAXIE 758 E C R R EMULOUS 26 17
 LAFLINS SUNSET GALAXIE 369
 WK MIDLAND 3021 BR MIDLAND
EXAR EMILIOUS 5731 WK PRIMROSE 1086
 WK GUNSMOKE
 WK EMULOUS 3219 WK EMULOUS 8441

CED	BW	WW	Milk	YW	SC	\$EN	MARB	REA	Fat
3	3.7	49	16	89		4.8	0.27	0.23	-0.017
\$W (Weaning)		\$F (Feedlot)		\$G (Grid)		\$B (Beef)			
21.44		28.55		24.75		45.55			

Laflin Frontier 4233 saw heavy service at Express Ranches. He is a son the large rib eye EPD Galaxie female who is a direct daughter of the infamous "Big E!"

249A | EXAR MISS 9066

DOB: 2/1/2009 COW • REG: 16265223 TATTOO: 9066

EXAR LUTTON 1831 NORTHERN IMPROVEMENT 4480 GF
EXAR SPARTAN 6225 EXAR SARAS DREAM 9809
 WK WINNIE 7305 KRUGERRANDS MONEYLINE
 WK WINNIE 5460
 LEACHMAN TAMDHU GDAR SVF TRAVELER 234D
EXAR MISS 7094 LEACHMAN ERICA 6267
 V N A R MISS TRAVELER 4023 LEACHMAN RIGHT TIME
 S C R BRUSETT S209 S C R BRUSETT S209

SIRE EPDs									
CED	BW	WW	Milk	YW	SC	\$EN	MARB	REA	Fat
7	2.2	52	18	90	0.40	2.11	0.27	0.03	-0.025
\$W (Weaning)		\$F (Feedlot)		\$G (Grid)		\$B (Beef)			
26.41		28.39		23.74		42.15			

Act. BW
70
Adj. WW

250A | EXAR PRIME PREMIUM 9025B

DOB: 1/20/2009 BULL • REG: 16256438 TATTOO: 9025B

GARDENS PRIME STAR N BAR PRIME TIME D806
EXAR PRIME PREMIUM 6444 GREEN GARDEN JILT C242 S1
 EXAR MISS TRAVELER 224 G A R PRECISION 1680
 BR MIDLAND BROST MISS TRAVELER 703
 EXAR NOMINAL 3550 BR MIDLAND
EXAR ERICA 7006 R3 LASS L1
 LCC ERICA NH017 BON VIEW NEW DESIGN 1407
 BON VIEW ERICA 2127

SIRE EPDs									
CED	BW	WW	Milk	YW	SC	\$EN	MARB	REA	Fat
8	1.7	38	20	82	-0.11	3.42	1.00	0.11	0.052
\$W (Weaning)		\$F (Feedlot)		\$G (Grid)		\$B (Beef)			
21.06		25.85		29.04		58.08			

Act. BW
94
Adj. WW

251A | EXAR SPARTAN 9051B

DOB: 2/6/2009 BULL • REG: 16271890 TATTOO: 9051B

EXAR LUTTON 1831 NORTHERN IMPROVEMENT 4480 GF
EXAR SPARTAN 6225 EXAR SARAS DREAM 9809
 WK WINNIE 7305 KRUGERRANDS MONEYLINE
 WK WINNIE 5460
 LAFLIN FRONTIER 4233 B/R NEW FRONTIER 095
EXAR EMILIOUS 5447 LAFLINS GALAXIE 758 E
 EXAR EMILIOUS 5731 WK MIDLAND 3021
 WK EMULOUS 3219

SIRE EPDs									
CED	BW	WW	Milk	YW	SC	\$EN	MARB	REA	Fat
7	2.2	52	18	90	0.40	2.11	0.27	0.03	-0.025
\$W (Weaning)		\$F (Feedlot)		\$G (Grid)		\$B (Beef)			
26.41		28.39		23.74		42.15			

Act. BW
82
Adj. WW



252 | EXAR ALICE 4717

DOB: 3/5/2007 COW • REG: 15636774 TATTOO: 4717

THREE TREES PRIME CUT 0145 SUMMITCREST PRIME CUT 1642
 WK PRIME CUT 5076 BLACK TOOTH LADY B 380
 WK FIRST LADY 0269 WK GUNSMOKE
 G BAR 6148 0705 WK FIRST LADY 277
 EXAR ALICE 5164 FINKS 5522-6148
 MOLITOR 035 ALICE 279-7023 WULFFS ERICA DIANNA C116
 MOLITOR KS MAX AMERICUS
 MOLITOR 6180 CHARI LADY 0062

CED	BW	WW	Milk	YW	SC	\$EN	MARB	REA	Fat
2	3.3	38	15	73		10.53	0.47	0.06	-0.007
\$W (Weaning)		\$F (Feedlot)		\$G (Grid)		\$B (Beef)			
18.95		17.22		29.96		42.36			

Note the excellent Marbling EPD on this outcross bred female.

253 | EXAR RUBY 7297

DOB: 3/5/2007 COW • REG: 15720786 TATTOO: 7297

SCHURRTOP M C PAPA EQUATOR 2928
 SCHURRTOP MC 2500 SCHURRTOP 1483 9024
 SCHURRTOP R S 1413 2153 BROOKS SCHURR TREND
 RYANS SCHURRTOP 2125
 TWIN VALLEY PRECISION E161 G A R PRECISION 1680
 B/R RUBY OF TIFFANY 4214 W C C BLACKCAP C9
 B/R RUBY OF TIFFANY 9148 N BAR EMULATION EXT
 B/R RUBY OF TIFFANY 436

CED	BW	WW	Milk	YW	SC	\$EN	MARB	REA	Fat
4	3.7	46	27	86	0.42	-4.25	0.14	0.18	-0.012
\$W (Weaning)		\$F (Feedlot)		\$G (Grid)		\$B (Beef)			
22.77		26.74		18.53		38.17			

Check out his stout female who is a direct daughter of the \$250,000 National Western Junior Scholarship female that was purchased by Canyon Creek. A flush sister sells as Lot 254.

254 | EXAR RUBY 7303

DOB: 3/11/2007 COW • REG: 15721386 TATTOO: 7303

SCHURRTOP M C PAPA EQUATOR 2928
 SCHURRTOP MC 2500 SCHURRTOP 1483 9024
 SCHURRTOP R S 1413 2153 BROOKS SCHURR TREND
 RYANS SCHURRTOP 2125
 TWIN VALLEY PRECISION E161 G A R PRECISION 1680
 B/R RUBY OF TIFFANY 4214 W C C BLACKCAP C9
 B/R RUBY OF TIFFANY 9148 N BAR EMULATION EXT
 B/R RUBY OF TIFFANY 436

CED	BW	WW	Milk	YW	SC	\$EN	MARB	REA	Fat
4	3.7	46	27	86	0.42	-4.25	0.20	0.02	-0.015
\$W (Weaning)		\$F (Feedlot)		\$G (Grid)		\$B (Beef)			
22.77		26.74		19.93		37.13			

Another stout female who is also a direct daughter of the \$250,000 National Western Junior Scholarship female that was purchased by Canyon Creek whose flush sister sells as Lot 253.

255 | EXAR EVER ENTENSE 7120

DOB: 4/1/2007 COW • REG: 15670218 TATTOO: 7120

SCHURRTOP M C PAPA EQUATOR 2928
 SCHURRTOP MC 2500 SCHURRTOP 1483 9024
 SCHURRTOP R S 1413 2153 BROOKS SCHURR TREND
 RYANS SCHURRTOP 2125
 A A R NEW TREND V D A R SHOSHONE 548
 SHADYBROOK EVER ENTENSE 318H DONNA A A R 74
 SITZ EVERELDA ENTENSE 1137 G D A R RAINMAKER 340
 SITZ EVERELDA ENTENSE 2335

CED	BW	WW	Milk	YW	SC	\$EN	MARB	REA	Fat
0	5.8	41	32	73	0.75	-6	0.12	0.15	-0.007
\$W (Weaning)		\$F (Feedlot)		\$G (Grid)		\$B (Beef)			
17.97		16.13		18.24		28.45			

The famed Everelda Entense in this powerful daughter of MC 2500. An outcross female with exceptional value.

252A | EXAR EMBLAZON 9186B

DOB: 3/21/2009 BULL • REG: 16300469 TATTOO: 9186B

O C C EMBLAZON 854E D H D TRAVELER 6807
 SANDPOINT EMBLAZON 6569 DIXIE ERICA OF C H 1019
 WULFFS ERICA DIANNA 6400 N BAR EMULATION EXT
 WULFFS ERICA DIANNA C116
 WK PRIME CUT 5076 THREE TREES PRIME CUT 0145
 EXAR ALICE 4717 WK FIRST LADY 0269
 EXAR ALICE 5164 G BAR 6148 0705
 MOLITOR 035 ALICE 279-7023

SIRE EPDs									
CED	BW	WW	Milk	YW	SC	\$EN	MARB	REA	Fat
11	0.2	48	18	84	-0.27	5.22	0.18	0.22	0.001
\$W (Weaning)		\$F (Feedlot)		\$G (Grid)		\$B (Beef)			
29.44		24.03		20.21		34.93			

253A | EXAR RUBY 9060

DOB: 1/27/2009 COW • REG: 16265218 TATTOO: 9060

N BAR PRIME TIME D806 GARDENS PRIME TIME
 GARDENS PRIME STAR N BAR MISS EMULOUS A404
 GREEN GARDEN JILT C242 S1 S S TRAVELER 6807 T510
 GREEN GARDEN JILT 9242 S1
 SCHURRTOP MC 2500 SCHURRTOP M C
 EXAR RUBY 7297 SCHURRTOP R S 1413 2153
 B/R RUBY OF TIFFANY 4214 TWIN VALLEY PRECISION E161
 B/R RUBY OF TIFFANY 9148

SIRE EPDs									
CED	BW	WW	Milk	YW	SC	\$EN	MARB	REA	Fat
7	1.8	42	24	91	0.75	1.51	1.17	0.11	0.043
\$W (Weaning)		\$F (Feedlot)		\$G (Grid)		\$B (Beef)			
26.39		33.27		38.26		48.40			

254A | EXAR RUBY 9959

DOB: 3/25/2009 COW • REG: TATTOO: 9959

WOODHILL FORESIGHT PAPA FORTE 1921
 LIMESTONE TESTAMENT T353 BON VIEW GAMMER 85
 B C MIGNONNE'S LOLA 4151 O C C LEGEND 616L
 GIBBET HILL MIGNONNE E37
 SCHURRTOP MC 2500 SCHURRTOP M C
 EXAR RUBY 7303 SCHURRTOP R S 1413 2153
 B/R RUBY OF TIFFANY 4214 TWIN VALLEY PRECISION E161
 B/R RUBY OF TIFFANY 9148

SIRE EPDs									
CED	BW	WW	Milk	YW	SC	\$EN	MARB	REA	Fat
10	0.8	53	21	94	1.12	-1.18	0.35	0.09	0.007
\$W (Weaning)		\$F (Feedlot)		\$G (Grid)		\$B (Beef)			
29.45		31.99		23.95		44.06			

255A | EXAR EVER ENTENSE 9969

DOB: 3/28/2009 COW • REG: 16300535 TATTOO: 9969

O C C EMBLAZON 854E D H D TRAVELER 6807
 SANDPOINT EMBLAZON 6569 DIXIE ERICA OF C H 1019
 WULFFS ERICA DIANNA 6400 N BAR EMULATION EXT
 WULFFS ERICA DIANNA C116
 SCHURRTOP MC 2500 SCHURRTOP M C
 EXAR EVER ENTENSE 7120 SCHURRTOP R S 1413 2153
 SHADYBROOK EVER ENTENSE 318H A A R NEW TREND
 SITZ EVERELDA ENTENSE 1137

SIRE EPDs									
CED	BW	WW	Milk	YW	SC	\$EN	MARB	REA	Fat
11	0.2	48	18	84	-0.27	5.22	0.18	0.22	0.001
\$W (Weaning)		\$F (Feedlot)		\$G (Grid)		\$B (Beef)			
29.44		24.03		20.21		34.93			



256 | EXAR BARBARAMERE 706

DOB: 1/2/2007 COW • REG: 15664890 TATTOO: 706

SCHURRTOP M C PAPA EQUATOR 2928
SCHURRTOP MC 2500 SCHURRTOP 1483 9024
 SCHURRTOP R S 1413 2153 ... BROOKS SCHURR TREND
 RYANS SCHURRTOP 2125
 B/R NEW DESIGN 036
 BON VIEW NEW DESIGN 1407 ... BON VIEW PRIDE 664
EXAR BARBARAMERE 8655 E&B 1483 SCOTCHMAN 5041
 R R BARBARAMERE 8655 R R BARBARAMERE 5682

CED	BW	WW	Milk	YW	SC	\$EN	MARB	REA	Fat
5	3.3	47	29	84	0.46	-5.55	0.18	0.00	-0.013
\$W (Weaning)		\$F (Feedlot)		\$G (Grid)		\$B (Beef)			
25.22		24.40		18.44		35.82			

706 posted a yearling weight of 1160 lbs.

256A | EXAR 9984

DOB: 4/5/2009 COW • REG: APPLIED FOR TATTOO: 9984

BASIN FRANCHISE P142 C A FUTURE DIRECTION 5321
EXAR FRANCHISE 7250 BASIN CHLOE 812L
 KAHN BLACKCAP N04 B/R NEW DESIGN 036
 I L C BLACKCAP 0203
 SCHURRTOP M C
 SCHURRTOP MC 2500 SCHURRTOP R S 1413 2153
EXAR BARBARAMERE 706 BON VIEW NEW DESIGN 1407
 EXAR BARBARAMERE 8655 R R BARBARAMERE 8655

Act. BW
76
Adj. WW

SIRE EPDs

CED	BW	WW	Milk	YW	SC	\$EN	MARB	REA	Fat
10	1.2	48	29	88	-0.31	-6.41	0.72	0.24	0.030
\$W (Weaning)		\$F (Feedlot)		\$G (Grid)		\$B (Beef)			
29.15		27.94		32.28		55.95			

257 | EXAR MISS EMULOUS 7438

DOB: 2/6/2007 COW • REG: 15656243 TATTOO: 7438

SCHURRTOP M C PAPA EQUATOR 2928
SCHURRTOP MC 2500 SCHURRTOP 1483 9024
 SCHURRTOP R S 1413 2153 ... BROOKS SCHURR TREND
 RYANS SCHURRTOP 2125
 TC STOCKMAN 365
 NORTHERN IMPROVEMENT 4480 GF .. BLACKCAP OF R R 5367
EXAR MISS EMULOUS 2467 PINE DRIVE BIG SKY
 GREENWAY MISS EMULOUS 717 GREENWAY MISS EMULOUS 7138

CED	BW	WW	Milk	YW	SC	\$EN	MARB	REA	Fat
1	3.8	39	22	69	0.36	5.52	-0.07	-0.20	-0.06
\$W (Weaning)		\$F (Feedlot)		\$G (Grid)		\$B (Beef)			
21.74		13.15		11.90		9.52			

This straight-lined daughter of Express and Bennett Donor 2467 should develop into a really great-profiling, high-producing female.

257A | EXAR FRANCHISE 9190B

DOB: 3/22/2009 BULL • REG: 16300472 TATTOO: 9190B

BASIN FRANCHISE P142 C A FUTURE DIRECTION 5321
EXAR FRANCHISE 7250 BASIN CHLOE 812L
 KAHN BLACKCAP N04 B/R NEW DESIGN 036
 I L C BLACKCAP 0203
 SCHURRTOP M C
 SCHURRTOP MC 2500 SCHURRTOP R S 1413 2153
EXAR MISS EMULOUS 7438 NORTHERN IMPROVEMENT 4480 GF
 EXAR MISS EMULOUS 2467 GREENWAY MISS EMULOUS 717

Act. BW
74
Adj. WW

SIRE EPDs

CED	BW	WW	Milk	YW	SC	\$EN	MARB	REA	Fat
10	1.2	48	29	88	-0.31	-6.41	0.72	0.24	0.030
\$W (Weaning)		\$F (Feedlot)		\$G (Grid)		\$B (Beef)			
29.15		27.94		32.28		55.95			

258 | EXAR MISS EMULOUS 3357

DOB: 2/17/2007 COW • REG: 15629968 TATTOO: 3357

BR MIDLAND TWIN VALLEY PRECISION E161
EXAR NOMINAL 3550 BR ROYAL LASS 7036-19
 R3 LASS L1 CONNEALY DATELINE
 LEACHMAN LASS 1109
 TC STOCKMAN 365
 NORTHERN IMPROVEMENT 4480 GF .. BLACKCAP OF R R 5367
EXAR MISS EMULOUS 2467 PINE DRIVE BIG SKY
 GREENWAY MISS EMULOUS 717 GREENWAY MISS EMULOUS 7138

CED	BW	WW	Milk	YW	SC	\$EN	MARB	REA	Fat
5	2.4	42	11	75	0.42	13.32	0.18	-0.25	-0.022
\$W (Weaning)		\$F (Feedlot)		\$G (Grid)		\$B (Beef)			
21.69		17.65		17.62		26.15			

Due to calve before sale day to Basin Expedition T248.

This maternal sister to Lot 257 traces to one of the original Express Ranches flush females—Greenway Miss Emulous 717—know as “6717” who was the dam of many show heifers and herd sires.

259 | EXG CLOVA PRIDE S640 R3

DOB: 2/1/2006 COW • REG: 15368266 TATTOO: S640

C A FUTURE DIRECTION 5321 ... G A R PRECISION 1680
KG DAKOTA C A MISS POWER FIX 308
 NEW TREND 315 K G 3 V D A R NEW TREND 315
 R A R ERICA 152
 BR MIDLAND TWIN VALLEY PRECISION E161
STEVENS ON CLOVA PRIDE 9243 BR ROYAL LASS 7036-19
 STEVENS ON CLOVA PRIDE J709 .. BASIN RAINMAKER 654X
 STEVENS ON CLOVA PRIDE 7756

CED	BW	WW	Milk	YW	SC	\$EN	MARB	REA	Fat
9	1.1	38	23	68	0.18	4.91	0.32	0.03	0.021
\$W (Weaning)		\$F (Feedlot)		\$G (Grid)		\$B (Beef)			
26.80		12.58		23.08		25.14			

Due to calve before sale day to EXAR Lutton 5246.

KG Dakota daughters are impressive. They are moderate and fancy with great udder characteristics.

260 | EXG QUEEN MOTHER R302 R3

DOB: 1/2/2005 COW • REG: 15118340 TATTOO: R302

TWIN VALLEY PRECISION E161 ... G A R PRECISION 1680
BR MIDLAND W C C BLACKCAP C9
 BR ROYAL LASS 7036-19 S A F NEUTRON
 S A F ROYAL LASS 7036
 NORTH FORK MILLENNIUM 9005 SITZ S L S RAINMAKER 7596
QUEEN MOTHER OF RR 1926 DIXIE ERICA OF R R 3230
 C H REGAL 7299
 QUEEN MOTHER OF RR 9748 ... QUEEN MOTHER OF R R 5541

CED	BW	WW	Milk	YW	SC	\$EN	MARB	REA	Fat
11	0.1	40	13	77	0.2	11.04	0.20	0.07	0.014
\$W (Weaning)		\$F (Feedlot)		\$G (Grid)		\$B (Beef)			
23.66		20.27		18.72		27.75			

Due to calve before sale day to Three Trees S1248 3718 4016.

A direct daughter of the \$202,000 Express, Monarch and Krebs herd sire, BR Midland.





261 | EXG LASS S638 R3

DOB: 1/27/2006 COW • REG: 15372016 TATTOO: S638

SITZ TRAVELER 8180 G D A R TRAVELER 71
S A V 8180 TRAVELER 004 SITZ EVERELDA ENTENSE 1137
 BOYD FOREVER LADY 8003 A A R NEW TREND
 CONNEALY DATELINE S V F FOREVER LADY 57D
 D H D TRAVELER 6807
R3 LASS L1 EILA EILA OF CONANGA
 LEACHMAN LASS 1109 RITO 9J9 OF B156 7T26
 LEACHMAN LASS 400L

CED	BW	WW	Milk	YW	SC	\$EN	MARB	REA	Fat
4	3.5	53	24	94	0.61	-3.18	-0.05	-0.13	0.039
\$W (Weaning)		\$F (Feedlot)		\$G (Grid)		\$B (Beef)			
25.91		31.99		-3.54		23.58			

Due to calve before sale day to EXAR Rejuvenator 5401.

This maternal sister to EXAR Nominal 3550 stems from the famed Leachman Lass 400L who was the Grand Champion Female at the American Royal.

262A | EXAR S1114 9509B

DOB: 3/26/2009 BULL • REG: 16300494 TATTOO: 9509B

G A R PROMINENT WHITSTONE PRECISION H141
THREE TREES S1114 L553 3594 G A R PRIME TIME 2409
 THREE TREES BLACKCAP 3594 G A R GRID MAKER
 G A R LUCYS BOY 2118
 KG DAKOTA C A FUTURE DIRECTION 5321
EXG BLACKCAP R614 R3 NEW TREND 315 K G 3
 TWIN EAGLES BLACKCAP 148J B/R NEW DESIGN 036
 SEDGWICKS BLACKCAP 4936

Act. BW
78
Adj. WW

CED	BW	WW	Milk	YW	SC	\$EN	MARB	REA	Fat
	0.8	43	25	81		-0.85	0.38	0.41	0.034
\$W (Weaning)		\$F (Feedlot)		\$G (Grid)		\$B (Beef)			
27.19		23.00		25.93		43.92			

262 | EXG BLACKCAP R614 R3

DOB: 1/24/2005 COW • REG: 15056377 TATTOO: R614

C A FUTURE DIRECTION 5321 ... G A R PRECISION 1680
KG DAKOTA C A MISS POWER FIX 308
 NEW TREND 315 K G 3 V D A R NEW TREND 315
 R A R ERICA 152
 B/R NEW DESIGN 036 V D A R NEW TREND 315
TWIN EAGLES BLACKCAP 148J B/R BLACKCAP EMPRESS 76
 O C C BACKSTOP 888B
 SEDGWICKS BLACKCAP 4936 ... SEDGWICKS BLACKCAP 5031

CED	BW	WW	Milk	YW	SC	\$EN	MARB	REA	Fat
9	1.7	35	24	67	0.19	4.28	0.46	0.25	0.012
\$W (Weaning)		\$F (Feedlot)		\$G (Grid)		\$B (Beef)			
24.26		12.73		29.61		42.93			

A calving-ease bred female with a +.46 MB EPD.

263 | RF HEATHER BLOOM 43923

DOB: 9/14/2004 COW • REG: 15302341 TATTOO: 43923

SITZ ALLIANCE 6595 SITZ TRAVELER 8180
WAR ALLIANCE 9126 6006 SITZ BARBARAMERE JET 2698
 WAR BANDO 6006 598 4053 BON VIEW BANDO 598
 WAR EXT 4053 22 2107
 PARAMONT AMBUSH 2172 BANDOLIER ESTON DURNESS 42B
BASIN HEATHER BLOOM 1578 E W S MISS BURGESS 1720
 Q A S TRAVELER 23-4
 BASIN HEATHER BLOOM 801Z ... BASIN HEATHER BLOOM 3608

CED	BW	WW	Milk	YW	SC	\$EN	MARB	REA	Fat
3	2.1	55	31	93	0.39	-10.35	0.25	-0.03	0.013
\$W (Weaning)		\$F (Feedlot)		\$G (Grid)		\$B (Beef)			
30.67		30.21		17.52		37.85			

Check out this Growth and Power female with a WW EPD of +55 and YW EPD of +93!

264 | MAF MARNEST BLACKBIRD E103

DOB: 1/16/2005 COW • REG: 15043009 TATTOO: E103

B C C BUSHWACKER 41-93 PARAMONT AMBUSH 2172
SHERMANS BRUSHMASTER R C ANITA T BANDO 918903
 G A R EXT 604 N BAR EMULATION EXT
 G A R SCOTCH CAP 309
 SCHURRTOP SUPREME V D A R NEW TREND 315
MAF MARNEST BLACKBIRD A024 SCHURRTOP PAM 3449
 M A F MARNEST BLACKBIRD 6138 ... RITO 9FB3 OF 5H11 FULLBACK
 DBCS MARNEST BLACKBIRD A764

CED	BW	WW	Milk	YW	SC	\$EN	MARB	REA	Fat
2	3.7	49	22	81	0.09	3.76	0.22	0.19	0.018
\$W (Weaning)		\$F (Feedlot)		\$G (Grid)		\$B (Beef)			
27.37		20.76		18.79		37.20			

Another growthy female whose pedigree is outcross to the New Design and Precision lines.

263A | EXAR TOTAL IMPACT 9490B

DOB: 3/9/2009 BULL • REG: 16300483 TATTOO: 9490B

EXAR SUDDEN IMPACT 1537 ... NORTHERN IMPROVEMENT 4480 GF
O S U TOTAL IMPACT 4112 B L R BLUSHING PRIDE 9097
 PAPA EQUATOR 2928
 O S U 2928 EMPRESS 4177 ... D F EMPRESS 6079
 WAR ALLIANCE 9126 6006 SITZ ALLIANCE 6595
RF HEATHER BLOOM 43923 WAR BANDO 6006 598 4053
 BASIN HEATHER BLOOM 1578 ... PARAMONT AMBUSH 2172
 BASIN HEATHER BLOOM 801Z

Act. BW
99
Adj. WW

CED	BW	WW	Milk	YW	SC	\$EN	MARB	REA	Fat
6	1.9	51	26	97	0.51	-6.72	0.31	0.01	0.002
\$W (Weaning)		\$F (Feedlot)		\$G (Grid)		\$B (Beef)			
26.56		35.82		21.08		45.16			

264A | EXAR S1114 9496B

DOB: 3/17/2009 BULL • REG: 16300490 TATTOO: 9496B

G A R PROMINENT WHITSTONE PRECISION H141
THREE TREES S1114 L553 3594 G A R PRIME TIME 2409
 THREE TREES BLACKCAP 3594 G A R GRID MAKER
 G A R LUCYS BOY 2118
 SHERMANS BRUSHMASTER B C C BUSHWACKER 41-93
MAF MARNEST BLACKBIRD E103 G A R EXT 604
 MAF MARNEST BLACKBIRD A024 SCHURRTOP SUPREME
 M A F MARNEST BLACKBIRD 6138

Act. BW
80
Adj. WW

CED	BW	WW	Milk	YW	SC	\$EN	MARB	REA	Fat
	1.8	50	24	88	0.31	-2.06	0.26	0.38	0.037
\$W (Weaning)		\$F (Feedlot)		\$G (Grid)		\$B (Beef)			
28.50		27.18		20.48		40.93			



BON BIEW NEW DESIGN 1407

Sire of Lot 265.

265 | WK ELLA 6165
 DOB: 2/12/2006 COW • REG: 15394634 TATTOO: 6165

B/R NEW DESIGN 036 V D A R NEW TREND 315
BON VIEW NEW DESIGN 1407 B/R BLACKCAP EMPRESS 76
 BON VIEW PRIDE 664 G A R SLEEP EASY 1009
 WK GUNSMOKE BON VIEW PRIDE 1551
WK ELLA 1408 O G L BATTLE CRY 427 128
 WK ELLA 6427 WK BONNIE 2041
 CIRCLE A 9J9 2237
 PINE DRIVE ELLA 1367

CED	BW	WW	Milk	YW	SC	\$EN	MARB	REA	Fat
8	1.5	43	23	74	0.12	3.11	0.36	0.03	-0.004
\$W (Weaning)		\$F (Feedlot)		\$G (Grid)		\$B (Beef)			
28.19		16.34		26.45		33.69			

Bon View New Design 1407 is one of the Angus Breeds all-time high-semen-selling sires and check out the poppin' good Franchise son on this female.

266 | JILLCO'S PROTET 6026
 DOB: 2/13/2006 COW • REG: 15453394 TATTOO: 6026

G A R PRECISION 1680 TEHAMA BANDO 155
G A R YIELD GRADE 9J9 G A R 856
 G A R EXT 4526 N BAR EMULATION EXT
 N BAR EMULATION EXT G A R 6807 TRAVELER 93
JILLCO'S PROTET 3032 EMULATION N BAR 5522
 B P A R PROTET 117 N BAR PRIMROSE 2424
 G A R EXT 4526 GDAR SVF TRAVELER 234D
 PAULS PROTET 8110

CED	BW	WW	Milk	YW	SC	\$EN	MARB	REA	Fat
11	1.6	46	22	88		-0.23	0.19	0.36	-0.012
\$W (Weaning)		\$F (Feedlot)		\$G (Grid)		\$B (Beef)			
25.67		28.71		20.18		50.3			

One of the top \$B bred females in this offering. Check out the EPD stats on her EXAR 263C son!

267 | EXG BLACKCAP S703 R3
 DOB: 3/25/2006 COW • REG: 15368323 TATTOO: S703

SCHURRTOP M C PAPA EQUATOR 2928
SCHURRTOP MC 2500 SCHURRTOP 1483 9024
 SCHURRTOP R S 1413 2153 BROOKS SCHURR TREND
 BON VIEW NEW DESIGN 1407 RYANS SCHURRTOP 2125
R3 MISS NEW DESIGN L307 B/R NEW DESIGN 036
 P A F BLACKCAP 770 BON VIEW PRIDE 664
 N BAR EMULATION EXT
 STEANSONS RITO 8E8 9204

CED	BW	WW	Milk	YW	SC	\$EN	MARB	REA	Fat
5	3.3	44	31	78	0.19	-5.66	0.13	0.04	-0.004
\$W (Weaning)		\$F (Feedlot)		\$G (Grid)		\$B (Beef)			
25.08		19.75		17.17		27.15			

This big-hipped, 3-year-old has a fancy Lutton 5246 calf at side.



EXAR 263C

Sire of Lot 266A.

265A | EXAR FRANCHISE 9482B
 DOB: 3/3/2009 BULL • REG: 16285168 TATTOO: 9482B

C A FUTURE DIRECTION 5321 ... G A R PRECISION 1680
BASIN FRANCHISE P142 C A MISS POWER FIX 308
 BASIN CHLOE 812L GARDENS EXPEDITION
 BON VIEW NEW DESIGN 1407 ... BASIN CHLOE 6198
WK ELLA 6165 B/R NEW DESIGN 036
 WK ELLA 1408 BON VIEW PRIDE 664
 WK GUNSMOKE
 WK ELLA 6427

CED	BW	WW	Milk	YW	SC	\$EN	MARB	REA	Fat
10	0.9	46	26	81		-1.79	0.45	0.32	0.009
\$W (Weaning)		\$F (Feedlot)		\$G (Grid)		\$B (Beef)			
29.41		21.88		30.41		45.60			

Act. BW
84
Adj. WW

266A | EXAR 263C 9481B
 DOB: 3/2/2009 BULL • REG: 16285167 TATTOO: 9481B

BON VIEW NEW DESIGN 1407 ... B/R NEW DESIGN 036
EXAR 263C BON VIEW PRIDE 664
 EXAR JUNE C 3577 BR MIDLAND
 G A R YIELD GRADE PAF 9611 616 1161
JILLCO'S PROTET 6026 G A R PRECISION 1680
 JILLCO'S PROTET 3032 G A R EXT 4526
 N BAR EMULATION EXT
 B P A R PROTET 117

CED	BW	WW	Milk	YW	SC	\$EN	MARB	REA	Fat
10	1.5	52	25	101		-7.04	0.44	0.36	0.007
\$W (Weaning)		\$F (Feedlot)		\$G (Grid)		\$B (Beef)			
26.65		39.55		27.96		58.86			

Act. BW
70
Adj. WW

267A | EXAR LUTTON 5246 9513B
 DOB: 3/29/2009 BULL • REG: 16300496 TATTOO: 9513B

EXAR LUTTON 1831 NORTHERN IMPROVEMENT 4480 GF
EXAR LUTTON 5246 EXAR SARAS DREAM 9809
 WK WINNIE 7305 KRUGERRANDS MONEYLINE
 SCHURRTOP MC 2500 WK WINNIE 5460
EXG BLACKCAP S703 R3 SCHURRTOP M C
 R3 MISS NEW DESIGN L307 SCHURRTOP R S 1413 2153
 BON VIEW NEW DESIGN 1407
 P A F BLACKCAP 770

CED	BW	WW	Milk	YW	SC	\$EN	MARB	REA	Fat
6	3.0	47	25	83		-1.46	0.16	0.06	-0.014
\$W (Weaning)		\$F (Feedlot)		\$G (Grid)		\$B (Beef)			
25.6		23.43		19.22		32.95			

Act. BW
82
Adj. WW



Sire of Lot 268A.

268 | EXG LADY YUKON R670 R3

DOB: 2/24/2005 COW • REG: 15056421 TATTOO: R670

TWIN VALLEY PRECISION E161 . . . G A R PRECISION 1680
 BR MIDLAND W C C BLACKCAP C9
 BR ROYAL LASS 7036-19 S A F NEUTRON
 S A F ROYAL LASS 7036
 A&B YUKON 7150 KRUGERRAND OF DONAMERE 490
 R3 LADY YUKON 9522 A&B QUEEN 4173
 C&C MS BAND 576 B & L BANDO 2056
 RAB MS 659B

CED	BW	WW	Milk	YW	SC	\$EN	MARB	REA	Fat
6	2.8	46	17	87	0.4	4.55	0.42	0.07	-0.004
\$W (Weaning)		\$F (Feedlot)		\$G (Grid)		\$B (Beef)			
22.18		27.72		25.47		51.32			

The Midland x Yukon cross has been a winning combination for Express Ranches. And her fancy Raven calf sells at her side.

269 | EXG BLACKBIRD R459 R3

DOB: 10/4/2005 COW • REG: 15239416 TATTOO: R459

B/R NEW DESIGN 036 V D A R NEW TREND 315
 B/R BLACKCAP EMPRESS 76
 BON VIEW NEW DESIGN 1407 G A R SLEEP EASY 1009
 BON VIEW PRIDE 664 BON VIEW PRIDE 1551
 G A R PRECISION 1680
 TWIN VALLEY PRECISION E161 . . . W C C BLACKCAP C9
 EXG BLACKBIRD N708 R3 B/R NEW DESIGN 323
 V A R BLACKBIRD LASS 0070 . . . V A R BLACKBIRD LASS 5030

CED	BW	WW	Milk	YW	SC	\$EN	MARB	REA	Fat
8	1.7	40	21	80	0.01	3.13	0.56	0.10	0.011
\$W (Weaning)		\$F (Feedlot)		\$G (Grid)		\$B (Beef)			
23.37		23.15		31.47		43.19			

An extremely well-balanced EPD female who combines calving-ease, growth and outstanding marbling genetics. She sells with a fancy Lutton 5246 heifer at side.

270 | EXG BLACKCAP S332 R3

DOB: 1/16/2006 COW • REG: 15465137 TATTOO: S332

BON VIEW NEW DESIGN 1407 . . . B/R NEW DESIGN 036
 EXG CHEROKEE M513 R3 BON VIEW PRIDE 664
 ERISKAY OF ROLLIN ROCK 3526 R R SCOTCHCAP 9440
 ERISKAY OF ROLLIN ROCK 8211
 PF NEW ERA 9168 CONNEALY DATELINE
 R3 NEW ERA BLACKCAP L560 P A F LUCY 6653
 C&C BLACKCAP 570 LEACHMAN EXPLORER
 LEACHMAN BLACKCAP 2030

CED	BW	WW	Milk	YW	SC	\$EN	MARB	REA	Fat
14	-1.0	46	17	70		9.69	0.31	-0.02	0.019
\$W (Weaning)		\$F (Feedlot)		\$G (Grid)		\$B (Beef)			
32.42		11.58		20.64		30.95			

Elite Calving-Ease! BW EPD of -1.0 and a CED of +14.

268A | EXAR LADY YUKON 9481

DOB: 3/7/2009 COW • REG: 16300477 TATTOO: 9481

B C MARATHON 7022 O C C KIRBY 633K
 GIBBET HILL MIGNONNE E37
 BC 7022 RAVEN 7965 O C C BONANZA 880B
 O C C BLACKBIRD 779A
 BR MIDLAND TWIN VALLEY PRECISION E161
 EXG LADY YUKON R670 R3 BR ROYAL LASS 7036-19
 R3 LADY YUKON 9522 A&B YUKON 7150
 C&C MS BAND 576

Act. BW
86
Adj. WW

CED	BW	WW	Milk	YW	SC	\$EN	MARB	REA	Fat
4	3.1	46	20	85		2.50	0.35	0.40	0.003
\$W (Weaning)		\$F (Feedlot)		\$G (Grid)		\$B (Beef)			
22.99		25.76		27.24		49.77			

269A | EXAR BLACKBIRD 9494

DOB: 3/22/2009 COW • REG: 16300486 TATTOO: 9494

EXAR LUTTON 1831 NORTHERN IMPROVEMENT 4480 GF
 EXAR SARAS DREAM 9809
 EXAR LUTTON 5246 KRUGERRANDS MONEYLINE
 WK WINNIE 7305 WK WINNIE 5460
 BON VIEW NEW DESIGN 1407 . . . B/R NEW DESIGN 036
 EXG BLACKBIRD R459 R3 BON VIEW PRIDE 664
 EXG BLACKBIRD N708 R3 TWIN VALLEY PRECISION E161
 V A R BLACKBIRD LASS 0070

Act. BW
76
Adj. WW

CED	BW	WW	Milk	YW	SC	\$EN	MARB	REA	Fat
7	2.2	45	20	84		2.81	0.37	0.09	-0.007
\$W (Weaning)		\$F (Feedlot)		\$G (Grid)		\$B (Beef)			
24.48		25.16		26.93		40.92			

270A | EXAR BLACKCAP 9495

DOB: 3/25/2009 COW • REG: 16300488 TATTOO: 9495

EXAR LUTTON 1831 NORTHERN IMPROVEMENT 4480 GF
 EXAR SARAS DREAM 9809
 EXAR LUTTON 5246 KRUGERRANDS MONEYLINE
 WK WINNIE 7305 WK WINNIE 5460
 EXG CHEROKEE M513 R3 BON VIEW NEW DESIGN 1407
 EXG BLACKCAP S332 R3 ERISKAY OF ROLLIN ROCK 3526
 R3 NEW ERA BLACKCAP L560 . . . PF NEW ERA 9168
 C&C BLACKCAP 570

Act. BW
68
Adj. WW

CED	BW	WW	Milk	YW	SC	\$EN	MARB	REA	Fat
10	0.9	48	18	79		6.11	0.25	0.03	-0.003
\$W (Weaning)		\$F (Feedlot)		\$G (Grid)		\$B (Beef)			
29.65		19.23		21.23		34.97			



BR MIDLAND

Sire of Lots 268 & 271.

271 | EXG QUEEN MOTHER R322 R3

DOB: 1/28/2005 COW • REG: 15118352 TATTOO: R322

TWIN VALLEY PRECISION E161 . . . G A R PRECISION 1680
 BR MIDLAND W C G BLACKCAP C9
 BR ROYAL LASS 7036-19 S A F NEUTRON
 S A F ROYAL LASS 7036
 SHADY BROOK ENCORE 36H R R SCOTCHCAP 9440
 RR QUEEN MOTHER 2982 SITZ EVERELDA ENTENSE 1137
 RR QUEEN MOTHER 9987 SITZ TRAVELER 7725
 R R QUEEN MOTHER 5601

CED	BW	WW	Milk	YW	SC	\$EN	MARB	REA	Fat
8	1.9	45	20	82		3.42	0.44	0.14	0.035
\$W (Weaning)		\$F (Feedlot)		\$G (Grid)		\$B (Beef)			
25.70		23.21		24.78		40.29			

This nice-milking BR Midland daughter excels for marbling genetics.

271A | EXAR QUEEN MOTHER 9499

DOB: 3/30/2009 COW • REG: 16300492 TATTOO: 9499

RIVERBEND MILE HIGH 3718 BON VIEW NEW DESIGN 1407
 THREE TREES S1248 3718 4016 G A R PRECISION 1919
 THREE TREES RITA 4016 C A FUTURE DIRECTION 5321
 V A R RITA 8048
 BR MIDLAND TWIN VALLEY PRECISION E161
 EXG QUEEN MOTHER R322 R3 BR ROYAL LASS 7036-19
 RR QUEEN MOTHER 2982 SHADY BROOK ENCORE 36H
 RR QUEEN MOTHER 9987

SIRE EPDs									
CED	BW	WW	Milk	YW	SC	\$EN	MARB	REA	Fat
7	2.5	46	27	88	0.52	-4.87	0.58	0.53	0.011
\$W (Weaning)		\$F (Feedlot)		\$G (Grid)		\$B (Beef)			
24.73		28.71		33.98		61.03			

Act. BW
78
Adj. WW

272 | EXG MCPHERSONS S329 R3

DOB: 1/13/2006 COW • REG: 15465134 TATTOO: S329

BON VIEW NEW DESIGN 1407 . . . B/R NEW DESIGN 036
 EXG CHEROKEE M513 R3 BON VIEW PRIDE 664
 ERISKAY OF ROLLIN ROCK 3526 R R SCOTCHCAP 9440
 ERISKAY OF ROLLIN ROCK 8211
 V D A R TRAVELER 285 TRAVELER 124 G D A R
 MC PHERSONS T 6259 V D A R BEAUTY 228
 MC PHERSONS R M 1625 KESSLERS RAINMAN 002
 MC PHERSON H 3162

CED	BW	WW	Milk	YW	SC	\$EN	MARB	REA	Fat
11	0.3	40	23	63	0.03	6.38	0.31	0.17	0.018
\$W (Weaning)		\$F (Feedlot)		\$G (Grid)		\$B (Beef)			
30.51		7.36		23.33		32.96			

Another fancy Lutton 5246 heifer at the side of this calving-ease package. Note the \$EN of +6.38.

272A | EXAR MCPHERSONS 9496

DOB: 3/26/2009 COW • REG: 16300489 TATTOO: 9496

EXAR LUTTON 1831 NORTHERN IMPROVEMENT 4480 GF
 EXAR LUTTON 5246 EXAR SARAS DREAM 9809
 WK WINNIE 7305 KRUGERRANDS MONEYLINE
 WK WINNIE 5460
 EXG CHEROKEE M513 R3 BON VIEW NEW DESIGN 1407
 EXG MCPHERSONS S329 R3 ERISKAY OF ROLLIN ROCK 3526
 MC PHERSONS T 6259 V D A R TRAVELER 285
 MC PHERSONS R M 1625

CED	BW	WW	Milk	YW	SC	\$EN	MARB	REA	Fat
9	1.5	45	21	76		4.33	0.25	0.12	-0.003
\$W (Weaning)		\$F (Feedlot)		\$G (Grid)		\$B (Beef)			
28.58		17.49		22.31		35.65			

Act. BW
82
Adj. WW

273 | EXG MISS EMULOUS S090 R3

DOB: 4/23/2006 COW • REG: 15361629 TATTOO: S090

EXAR SUDDEN IMPACT 1537 NORTHERN IMPROVEMENT 4480 GF
 O S U TOTAL IMPACT 4112 B L R BLUSHING PRIDE 9097
 O S U 2928 EMPRESS 4177 PAPA EQUATOR 2928
 D F EMPRESS 6079
 BT TRAVELER 71K SITZ TRAVELER 9929
 SOUTHERN MISS EMULOUS 2863 BT EVERELDA ENTENSE 57D
 SOUTHERN MISS 7672 WOMACKS SOUTHERN TIME 4102
 S A F MISS EMULOUS 283

CED	BW	WW	Milk	YW	SC	\$EN	MARB	REA	Fat
9	0.6	42	22	92	0.41	-1.46	0.33	0.10	0.042
\$W (Weaning)		\$F (Feedlot)		\$G (Grid)		\$B (Beef)			
22.70		34.28		16.07		44.27			

Total Impact daughters are powerful and stout in their makeup. With a birth weight EPD of 0.6 and a yearling weight EPD of +92, this Sudden Impact granddaughter supplies an excellent outcross pedigree and EPD profile.

273A | EXAR MISS EMULOUS 9484

DOB: 3/13/2009 COW • REG: 16300478 TATTOO: 9484

EXAR NEW LOOK 2971 BON VIEW NEW DESIGN 1407
 EXAR REJUVENATOR 5401 N BAR PRIMROSE 2424
 EXAR MISS BEAUTY C 3533 BR MIDLAND
 PAF 8508 AT 1087
 O S U TOTAL IMPACT 4112 EXAR SUDDEN IMPACT 1537
 EXG MISS EMULOUS S090 R3 O S U 2928 EMPRESS 4177
 SOUTHERN MISS EMULOUS 2863 BT TRAVELER 71K
 SOUTHERN MISS 7672

CED	BW	WW	Milk	YW	SC	\$EN	MARB	REA	Fat
7	2.2	51	22	102		-4.59	0.32	0.22	0.039
\$W (Weaning)		\$F (Feedlot)		\$G (Grid)		\$B (Beef)			
23.61		40.99		18.64		47.19			

Act. BW
74
Adj. WW

Check out this Profile!



274 | EXG BLACKCAP S692 R3

DOB: 3/15/2006 COW • REG: 15372018 TATTOO: S692

B/R NEW DESIGN 036 V D A R NEW TREND 315
 BON VIEW NEW DESIGN 1407 B/R BLACKCAP EMPRESS 76
 BON VIEW PRIDE 664..... G A R SLEEP EASY 1009
 G A R PRECISION 1680..... TEHAMA BANDO 155
 L C R ASBURY PRECISION 124 9J9 G A R 856
 G A R EXT 2104 N BAR EMULATION EXT
 G A R SCOTCH CAP 867

CED	BW	WW	Milk	YW	SC	SEN	MARB	REA	Fat
9	1.2	45	30	88	-0.42	-7.47	0.37	0.23	0.008
\$W (Weaning)		\$F (Feedlot)		\$G (Grid)		\$B (Beef)			
27.03		29.09		26.89		42.74			

Dam is a full sister to the famous GAR Precision 2536.

275 | EXG LADY YUKON R672 R3

DOB: 2/25/2005 COW • REG: 15056422 TATTOO: R672

TWIN VALLEY PRECISION E161 .. G A R PRECISION 1680
 BR MIDLAND W C C BLACKCAP C9
 BR ROYAL LASS 7036-19..... S A F NEUTRON
 S A F ROYAL LASS 7036
 A&B YUKON 7150..... KRUGERRAND OF DONAMERE 490
 R3 LADY YUKON 9522 A&B QUEEN 4173
 C&C MS BAND 576 B & L BANDO 2056
 RAB MS 659B

CED	BW	WW	Milk	YW	SC	SEN	MARB	REA	Fat
7	2.5	52	20	95	0.4	-0.59	0.3	0.04	-0.019
\$W (Weaning)		\$F (Feedlot)		\$G (Grid)		\$B (Beef)			
25.41		33.39		23.05		47.89			

Check out the Raven twin bull calves at side of this hardworking Midland daughter.

276 | EXG LUTTON S304 R3

DOB: 1/11/2006 COW • REG: 15467991 TATTOO: S304

NORTHERN IMPROVEMENT 4480 GF TC STOCKMAN 365
 EXAR LUTTON 1831 BLACKCAP OF R R 5367
 EXAR SARAS DREAM 9809 A&B YUKON 7150
 SARAS DREAM
 TRIPLE E SPECIAL ADDITION J R SOMETHING SPECIAL
 EXG ELBA P031 R3 JAYN BEE LUCY 731B
 R3 ELBA L43 TWIN VALLEY PRECISION E161
 B & L ELBA 2048

CED	BW	WW	Milk	YW	SC	SEN	MARB	REA	Fat
6	1.6	57	24	100		-5.79	0.22	-0.13	-0.006
\$W (Weaning)		\$F (Feedlot)		\$G (Grid)		\$B (Beef)			
30.05		36.52		15.93		42.19			

Due to calve before sale day to EXAR Rejuvenator 5401.

Style, Balance and Profile best describe this growthy Lutton daughter. The now deceased EXAR Lutton 1831 is well known as the sire of great show heifers and many outstanding females at Express Ranches.

274A | EXAR LUTTON 5246 9514B

DOB: 3/30/2009 BULL • REG: 16300497 TATTOO: 9514B

EXAR LUTTON 1831 NORTHERN IMPROVEMENT 4480 GF
 EXAR SARAS DREAM 9809
 EXAR LUTTON 5246 WK WINNIE 7305 KRUGERRANDS MONEYLINE
 WK WINNIE 5460
 BON VIEW NEW DESIGN 1407 ... B/R NEW DESIGN 036
 EXG BLACKCAP S692 R3 BON VIEW PRIDE 664
 L C R ASBURY PRECISION 124... G A R PRECISION 1680
 G A R EXT 2104

Act. BW 84
Adj. WW

SIRE EPDs

CED	BW	WW	Milk	YW	SC	SEN	MARB	REA	Fat
6	2.7	49	18	88	0.06	2.82	0.18	0.07	-0.024
\$W (Weaning)		\$F (Feedlot)		\$G (Grid)		\$B (Beef)			
23.97		27.56		20.32		38.51			

275A | EXAR RAVEN 9491B

DOB: 3/9/2009 BULL • REG: 16300484 TATTOO: 9491B

Act. BW 80

275B | EXAR RAVEN 9492B

DOB: 3/9/2009 BULL • REG: 16300485 TATTOO: 9492B

Act. BW 74

B C MARATHON 7022..... O C C KIRBY 633K
 BC 7022 RAVEN 7965 GIBBET HILL MIGNONNE E37
 O C C BLACKBIRD 796F..... O C C BONANZA 880B
 O C C BLACKBIRD 779A
 BR MIDLAND TWIN VALLEY PRECISION E161
 EXG LADY YUKON R672 R3 BR ROYAL LASS 7036-19
 R3 LADY YUKON 9522 A&B YUKON 7150
 C&C MS BAND 576

CED	BW	WW	Milk	YW	SC	SEN	MARB	REA	Fat
5	3.0	49	21	89		0.37	0.29	0.38	-0.005
\$W (Weaning)		\$F (Feedlot)		\$G (Grid)		\$B (Beef)			
24.35		28.55		25.74		48.09			

277 | EXG EMULOUS LADY R350 R3

DOB: 1/17/2005 COW • REG: 15130374 TATTOO: R350

BON VIEW NEW DESIGN 1407 ... B/R NEW DESIGN 036
 EXG CHEROKEE M513 R3 BON VIEW PRIDE 664
 ERISKAY OF ROLLIN ROCK 3526 R R SCOTCHCAP 9440
 ERISKAY OF ROLLIN ROCK 8211
 RITO 9FB3 OF 5H11 FULLBACK .. LEACHMAN FULLBACK
 MC PHERSONS F B 1039 RITA 5H11 OF 1B14 RITO 9J9
 MC PHERSONS P D 3103..... PINE DRIVE BIG SKY
 REYNOLDS EMULOUS LADY T310

CED	BW	WW	Milk	YW	SC	SEN	MARB	REA	Fat
9	0.2	38	21	52	-0.36	11.41	0.15	0.07	-0.003
\$W (Weaning)		\$F (Feedlot)		\$G (Grid)		\$B (Beef)			
31.91		-1.52		18.66		22.86			

Due to calve before sale day to EXAR Lutton 5246.

\$EN of 11.41!

278 | TF AMBUSH 6196

DOB: 2/5/2006 COW • REG: 15374279 TATTOO: 6196

BR MIDLAND TWIN VALLEY PRECISION E161
 EXG MIDNIGHT N657 R3 BR ROYAL LASS 7036-19
 V A R FOREVER LADY 4304 G D A R EXECUTIVE 727
 BLACKCAP LADY 384 G D A R
 BON VIEW NEW DESIGN 878 ... B/R NEW DESIGN 036
 EXAR AMBUSH 327 BON VIEW GAMMER 85
 B&C 174 LB 902-924 LB AM ... B&C 902 LUCYS BANDO 701-722
 B&C 924 LUCYS BOY AMBUSH 714

CED	BW	WW	Milk	YW	SC	SEN	MARB	REA	Fat
6	2.7	43	23	73	0.53	3.41	0.21	0.34	0.017
\$W (Weaning)		\$F (Feedlot)		\$G (Grid)		\$B (Beef)			
26.02		15.41		21.53		33.54			

Due to calve before sale day to EXAR Lutton 5246.

A big Ribeye EPD on this daughter of Turner Farms' sire, Midnight!

Bid Online At:
www.LiveAuctions.tv



279 | EXG MISS FORESIGHT T268 R3

DOB: 2/26/2007 COW • REG: 15822481 TATTOO: T268

PAPA FORTE 1921 PAPA OPTIMA 9818
WOODHILL FORESIGHT
 BON VIEW GAMMER 85 PAPA ENVIOS BLACKBIRD 8832
 BON VIEW GAMMER 233
 SITZ TRAVELER 8180
 SITZ ALLIANCE 6595 SITZ BARBARAMERE JET 2698
L V V F ALLIANCE J C 111
 L V V F MERGER 34 OF J C 441 KRUGERRAND MERGER 34
 HOFF SPADE 456 OF L V V F 44

CED	BW	WW	Milk	YW	SC	\$EN	MARB	REA	Fat
3	3.7	61	26	108	1.06	-1.21	0.22	-0.12	0.005
\$W (Weaning)		\$F (Feedlot)		\$G (Grid)		\$B (Beef)			
35.20		43.22		16.39		38.38			

Another excellent outcross pedigree female who charts the highest YW EPD of any dam in this offering.

280 | EXAR EMULOUS T333

DOB: 2/3/2007 COW • REG: 15808673 TATTOO: T333

BON VIEW NEW DESIGN 1407 ... B/R NEW DESIGN 036
EXG CHEROKEE M513 R3
 ERISKAY OF ROLLIN ROCK 3526 R R SCOTCHCAP 9440
 ERISKAY OF ROLLIN ROCK 8211
 BON VIEW NEW DESIGN 1407 ... B/R NEW DESIGN 036
R3 EMULOUS NEW DESIGN L537
 SUMMITCREST EMULOUS 367G ... BON VIEW PRIDE 664
 SITZ TRAVELER 9929
 SUMMITCREST EMULOUS 306X

CED	BW	WW	Milk	YW	SC	\$EN	MARB	REA	Fat
8	0.7	41	22	57	-0.15	9.05	0.63	-0.05	0.031
\$W (Weaning)		\$F (Feedlot)		\$G (Grid)		\$B (Beef)			
32.39		1.76		30.01		31.31			

\$EN of +9.05 means less money needs to be spent on feed to care for this female.



EXAR 263C

Sire of Lot 282.

282 | EXG EMPRESS T082 R3

DOB: 2/13/2007 COW • REG: 15714961 TATTOO: T082

BON VIEW NEW DESIGN 1407 ... B/R NEW DESIGN 036
EXAR 263C
 EXAR JUNE C 3577 BON VIEW PRIDE 664
 BR MIDLAND
 PAF 9611 616 1161
 BR MIDLAND TWIN VALLEY PRECISION E161
3C MID DESIGN 208 5028
 GB NEW DESIGN 208 BR ROYAL LASS 7036-19
 BON VIEW NEW DESIGN 1407
 O S U 6079 RACQUEL 8176

CED	BW	WW	Milk	YW	SC	\$EN	MARB	REA	Fat
10	1.5	48	21	95		-1.49	0.69	0.23	0.005
\$W (Weaning)		\$F (Feedlot)		\$G (Grid)		\$B (Beef)			
24.89		34.97		35.36		57.67			

A direct daughter of the \$263,000 Express, Basin and A Cross herd sire EXAR 263C who scanned with a %IMF of 7.07%!

279A | EXAR RITO 616 6435 9488B

DOB: 3/9/2009 BULL • REG: 16300480 TATTOO: 9488B

RITO 616 OF 4B20 6807 D H D TRAVELER 6807
SPUR RITO 616 6435
 LAYS LENA 4431 RITA 4B20 OF OFB1 BANDO
 BON VIEW NEW DESIGN 878
 SPUR LENA 0411
 PAPA FORTE 1921
WOODHILL FORESIGHT BON VIEW GAMMER 85
EXG MISS FORESIGHT T268 R3
 L V V F ALLIANCE J C 111 SITZ ALLIANCE 6595
 L V V F MERGER 34 OF J C 441

Act. BW
68
Adj. WW

SIRE EPDS

CED	BW	WW	Milk	YW	SC	\$EN	MARB	REA	Fat
9	0.1	53	24	94	0.35	-3.76	0.40	0.12	0.001
\$W (Weaning)		\$F (Feedlot)		\$G (Grid)		\$B (Beef)			
30.92		31.99		25.31		50.62			

280A | EXAR RITO 616 6435 9507B

DOB: 3/25/2009 BULL • REG: 16300493 TATTOO: 9507B

RITO 616 OF 4B20 6807 D H D TRAVELER 6807
SPUR RITO 616 6435
 LAYS LENA 4431 RITA 4B20 OF OFB1 BANDO
 BON VIEW NEW DESIGN 878
 SPUR LENA 0411
 EXG CHEROKEE M513 R3 BON VIEW NEW DESIGN 1407
EXAR EMULOUS T333
 R3 EMULOUS NEW DESIGN L537 ERISKAY OF ROLLIN ROCK 3526
 BON VIEW NEW DESIGN 1407
 SUMMITCREST EMULOUS 367G

Act. BW
68
Adj. WW

CED	BW	WW	Milk	YW	SC	\$EN	MARB	REA	Fat
9	0.4	47	23	76		2.51	0.52	0.04	0.016
\$W (Weaning)		\$F (Feedlot)		\$G (Grid)		\$B (Beef)			
31.57		16.77		28.22		42.40			

281 | EXG BLACKBIRD T110 R3

DOB: 3/10/2007 COW • REG: 15714978 TATTOO: T110

EXAR SUDDEN IMPACT 1537 ... NORTHERN IMPROVEMENT 4480 GF
O S U TOTAL IMPACT 4112
 O S U 2928 EMPRESS 4177 B L R BLUSHING PRIDE 9097
 PAPA EQUATOR 2928
 D F EMPRESS 6079
 TWIN VALLEY PRECISION E161
 BR MIDLAND BR ROYAL LASS 7036-19
RF BLACKBIRD R017
 SUMMITCREST BLACKBIRD 4N01 SUMMITCREST HIGH PRIME 0H29
 SUMMITCREST BLACKBIRD 0G88

CED	BW	WW	Milk	YW	SC	\$EN	MARB	REA	Fat
8	2.7	43	16	88		5.11	0.36	0.14	-0.001
\$W (Weaning)		\$F (Feedlot)		\$G (Grid)		\$B (Beef)			
19.63		29.87		25.14		46.94			

Due to calve before sale day to Spur Rito 616 6435..

A daughter of A Cross and Express Donor "R017" who is one of the biggest hiped and most powerful daughters of Midland you will ever see.

282A | EXAR EMPRESS 9498

DOB: 3/30/2009 COW • REG: 16300491 TATTOO: 9498

RITO 616 OF 4B20 6807 D H D TRAVELER 6807
SPUR RITO 616 6435
 LAYS LENA 4431 RITA 4B20 OF OFB1 BANDO
 BON VIEW NEW DESIGN 878
 SPUR LENA 0411
 EXAR 263C BON VIEW NEW DESIGN 1407
EXG EMPRESS T082 R3
 3C MID DESIGN 208 5028 EXAR JUNE C 3577
 BR MIDLAND
 GB NEW DESIGN 208

Act. BW
68
Adj. WW

CED	BW	WW	Milk	YW	SC	\$EN	MARB	REA	Fat
10	0.8	51	23	95		-3.31	0.55	0.18	0.003
\$W (Weaning)		\$F (Feedlot)		\$G (Grid)		\$B (Beef)			
28.18		33.79		30.98		54.48			



283 | EXG SUN SHINE T680 R3

DOB: 3/17/2007 COW • REG: 15715426 TATTOO: T680

TWIN VALLEY PRECISION E161 ... G A R PRECISION 1680
 W C G BLACKCAP C9
BR MIDLAND
 BR ROYAL LASS 7036-19 ... S A F NEUTRON
 S A F ROYAL LASS 7036
 N BAR EMULATION EXT ... EMULATION N BAR 5522
PAF SUN SHINE 8788
 N BAR PRIMROSE 2424
 D H D TRAVELER 6807
 O C C MISS BONANZA 873B ... B F MISS BONANZA RITO 975

CED	BW	WW	Milk	YW	SC	\$EN	MARB	REA	Fat
9	0.9	48	20	85	-0.19	2.5	0.49	0.10	0.03
\$W (Weaning)		\$F (Feedlot)		\$G (Grid)		\$B (Beef)			
28.37		25.00		25.61		44.82			

Another high-scanning IMF female who charts a MB EPD of +.049 and who is also a daughter of the Rawhide Trails Donor, Sun Shine 8788.

284 | EXG MISS PRIDE T601 R3

DOB: 1/14/2007 COW • REG: 15719676 TATTOO: T601

KG DAKOTA ... C A FUTURE DIRECTION 5321
CW DAKOTA GOLD 164
 CW 686 LUCY BELLE 044 ... NEW TREND 315 K G 3
 GENERIC BANDO 3117
 CW 379 LUCY ERICA 686
 BAND 234 OF IDEAL 3163
 TEHAMA BANDO 155 ... TEHAMA BLACKCAP G373
KTK MISS BANDO 620
 Q A S TRAVELER 23-4
 G A R TRAVELER 1080 ... FINKS BLACK PRIDE 7103-5522

CED	BW	WW	Milk	YW	SC	\$EN	MARB	REA	Fat
6	2.3	40	20	73	0.31	6.14	0.13	0.17	0.028
\$W (Weaning)		\$F (Feedlot)		\$G (Grid)		\$B (Beef)			
24.00		16.50		13.30		31.67			

A direct daughter of past KTK Donor and now Sukup Donor, Miss Bando 620. This Dakota Gold 2-year-old has a great future ahead of her.

285 | EXG EMPRESS T297 R3

DOB: 4/26/2007 COW • REG: 15715079 TATTOO: T297

BON VIEW NEW DESIGN 1407 ... B/R NEW DESIGN 036
EXAR NEW LOOK 2971
 N BAR PRIMROSE 2424 ... BON VIEW PRIDE 664
 EMULATION 31
 PRIMROSE N BAR 9962
 TWIN VALLEY PRECISION E161
 BR MIDLAND ... BR ROYAL LASS 7036-19
EXG EMPRESS N800 R3
 PAPA EQUATOR 2928
 O S U 2928 EMPRESS 4181 ... D F EMPRESS 6079

CED	BW	WW	Milk	YW	SC	\$EN	MARB	REA	Fat
7	3.0	48	20	95	0.45	-0.77	0.21	0.19	-0.019
\$W (Weaning)		\$F (Feedlot)		\$G (Grid)		\$B (Beef)			
21.36		34.97		21.09		47.75			

New Look Daughters make great females. This powerful big YW daughter should prove no different.

286 | EXG TILLIE S447 R3

DOB: 10/22/2006 COW • REG: 15586658 TATTOO: S447

C A FUTURE DIRECTION 5321 ... G A R PRECISION 1680
LAU DECADE
 C A MISS POWER FIX 308
 SITZ ALLIANCE 6595
 L V V F ALLIANCE J C 111 ... L V V F MERGER 34 OF J C 441
 NORTHERN IMPROVEMENT 4480 GF
 EXAR SUDDEN IMPACT 1537 ... B L R BLUSHING PRIDE 9097
WK TILLIE 4691
 KRUGGERANDS MONEYLINE
 WK TILLIE 7277 ... WK TILLIE 5088

CED	BW	WW	Milk	YW	SC	\$EN	MARB	REA	Fat
2	4.0	59	25	105		-8.3	0.34	0.02	0.001
\$W (Weaning)		\$F (Feedlot)		\$G (Grid)		\$B (Beef)			
24.94		40.89		21.62		49.68			

Tillie! This is one of the most noted Whitestone Krebs Cow Families. Check out the growth and performance on this +105 YW female.

283A | EXAR SUN SHINE 9487

DOB: 3/17/2009 COW • REG: 16300479 TATTOO: 9487

RITO 616 OF 4B20 6807 ... D H D TRAVELER 6807
SPUR RITO 616 6435
 RITA 4B20 OF OFB1 BANDO
 BON VIEW NEW DESIGN 878
 LAYS LENA 4431 ... SPUR LENA 0411
 TWIN VALLEY PRECISION E161
 BR MIDLAND ... BR ROYAL LASS 7036-19
EXG SUN SHINE T680 R3
 N BAR EMULATION EXT
 PAF SUN SHINE 8788 ... O C C MISS BONANZA 873B

SIRE EPDs										
CED	BW	WW	Milk	YW	SC	\$EN	MARB	REA	Fat	
9	0.1	53	24	94	0.35	-3.76	0.40	0.12	0.001	
\$W (Weaning)		\$F (Feedlot)		\$G (Grid)		\$B (Beef)				
30.92		31.99		25.31		50.62				

Act. BW
76
Adj. WW

284A | EXAR MISS PRIDE 9489

DOB: 3/19/2009 COW • REG: 16300481 TATTOO: 9489

RITO 616 OF 4B20 6807 ... D H D TRAVELER 6807
SPUR RITO 616 6435
 RITA 4B20 OF OFB1 BANDO
 BON VIEW NEW DESIGN 878
 LAYS LENA 4431 ... SPUR LENA 0411
 KG DAKOTA
 CW DAKOTA GOLD 164 ... CW 686 LUCY BELLE 044
EXG MISS PRIDE T601 R3
 TEHAMA BANDO 155
 KTK MISS BANDO 620 ... G A R TRAVELER 1080

SIRE EPDs										
CED	BW	WW	Milk	YW	SC	\$EN	MARB	REA	Fat	
9	0.1	53	24	94	0.35	-3.76	0.40	0.12	0.001	
\$W (Weaning)		\$F (Feedlot)		\$G (Grid)		\$B (Beef)				
30.92		31.99		25.31		50.62				

Act. BW
64
Adj. WW

285A | EXAR SPREAD 9480B

DOB: 3/2/2009 BULL • REG: 16285166 TATTOO: 9480B

BASIN EXPEDITION 768J ... GARDENS EXPEDITION
BASIN SPREAD 304T
 BASIN PRIMROSE LADY 5287
 C A FUTURE DIRECTION 5321
 BASIN LUCY 178E
 EXAR NEW LOOK 2971 ... BON VIEW NEW DESIGN 1407
EXG EMPRESS T297 R3
 N BAR PRIMROSE 2424
 BR MIDLAND
 EXG EMPRESS N800 R3 ... O S U 2928 EMPRESS 4181

SIRE EPDs										
CED	BW	WW	Milk	YW	SC	\$EN	MARB	REA	Fat	
8	1.2	58	23	105	0.76	-4.37	0.36	0.36	0.048	
\$W (Weaning)		\$F (Feedlot)		\$G (Grid)		\$B (Beef)				
31.59		41.29		20.45		50.32				

Act. BW
68
Adj. WW

286A | EXAR RITO 616 6435 9510B

DOB: 3/26/2009 BULL • REG: 16300495 TATTOO: 9510B

RITO 616 OF 4B20 6807 ... D H D TRAVELER 6807
SPUR RITO 616 6435
 RITA 4B20 OF OFB1 BANDO
 BON VIEW NEW DESIGN 878
 LAYS LENA 4431 ... SPUR LENA 0411
 C A FUTURE DIRECTION 5321
 LAU DECADE ... L V V F ALLIANCE J C 111
EXG TILLIE S447 R3
 EXAR SUDDEN IMPACT 1537
 WK TILLIE 4691 ... WK TILLIE 7277

CED	BW	WW	Milk	YW	SC	\$EN	MARB	REA	Fat
6	2.1	56	25	100		-6.72	0.37	0.07	0.001
\$W (Weaning)		\$F (Feedlot)		\$G (Grid)		\$B (Beef)			
28.52		36.91		23.54		49.91			

Act. BW
86
Adj. WW



287 | EXAR BLACK PRIDE T371

DOB: 2/27/2007 COW • REG: 15847625 TATTOO: T371

B/R NEW FRONTIER 095 B/R NEW DESIGN 036
EXG NEW FRONTIER 41175 WHITE FENCE PRIDE H1
 LADY DATELINE OF M A R 191... VERMILION DATELINE 7078
 MISS PATHFINDER OF F A F
 KTK PRECISE DIRECTION G A R PRECISION 1680
EXG MISS BANDO N522 R3 V D A R LUCY 231
 KTK MISS BANDO 620 TEHAMA BANDO 155
 G A R TRAVELER 1080

CED	BW	WW	Milk	YW	SC	\$EN	MARB	REA	Fat
-2	5.4	33	22	70		5.23	0.18	0.38	0.003
\$W (Weaning)		\$F (Feedlot)		\$G (Grid)		\$B (Beef)			
13.41		16.23		20.81		39.12			

Note the combination of an excellent \$EN and REA genetics in this New Frontier-bred female.

288 | EXG LADY T080 R3

DOB: 2/13/2007 COW • REG: 15714960 TATTOO: T080

BON VIEW NEW DESIGN 1407 ... B/R NEW DESIGN 036
EXAR 263C BON VIEW PRIDE 664
 EXAR JUNE C 3577 BR MIDLAND
 PAF 9611 616 1161
 BON VIEW NEW DESIGN 1407 ... B/R NEW DESIGN 036
EXG LADY YUKON R677 R3 BON VIEW PRIDE 664
 R3 LADY YUKON 9522 A&B YUKON 7150
 C&C MS BAND 576

CED	BW	WW	Milk	YW	SC	\$EN	MARB	REA	Fat
12	0.3	46	27	98		-7.97	0.59	0.11	0.015
\$W (Weaning)		\$F (Feedlot)		\$G (Grid)		\$B (Beef)			
24.89		38.85		29.33		55.42			

A linebred New Design female who has a great EPD spread and an outstanding IMF EPD of +0.59.

289 | EXG ENAMEL T247 R3

DOB: 2/21/2007 COW • REG: 15715037 TATTOO: T247

BON VIEW NEW DESIGN 1407 ... B/R NEW DESIGN 036
EXAR NEW LOOK 2971 BON VIEW PRIDE 664
 N BAR PRIMROSE 2424 EMULATION 31
 PRIMROSE N BAR 9962
 GDAR SVF TRAVELER 234D TRAVELER 124 G D A R
EXG MISS ENAMEL M604 R3 G D A R FOREVER LADY 718
 P A F MISS ENAMEL 8528 G A R PRECISION 1680
 ENAMEL 3356 OF DALEBANKS

CED	BW	WW	Milk	YW	SC	\$EN	MARB	REA	Fat
7	3.1	46	27	85	0.26	-3.95	0.17	0.31	-0.007
\$W (Weaning)		\$F (Feedlot)		\$G (Grid)		\$B (Beef)			
24.38		25.76		20.72		40.12			

A big ribeye EPD New Look Daughter who is out of the famed "Enamel" cow family.

290 | PF L309 PRIDE 5017

DOB: 1/29/2005 COW • REG: 15067500 TATTOO: 5017

BON VIEW NEW DESIGN 878 ... B/R NEW DESIGN 036
W C C SPECIAL DESIGN L309 BON VIEW GAMMER 85
 N BAR PRIMROSE 2424 EMULATION 31
 PRIMROSE N BAR 9962
 BON VIEW EMULATION EXT 473... N BAR EMULATION EXT
BON VIEW PRIDE 316 BON VIEW RUTH 808
 BON VIEW PRIDE 664 G A R SLEEP EASY 1009
 BON VIEW PRIDE 1551

CED	BW	WW	Milk	YW	SC	\$EN	MARB	REA	Fat
11	0.4	46	22	89	-0.09	0.77	0.36	-0.12	0.029
\$W (Weaning)		\$F (Feedlot)		\$G (Grid)		\$B (Beef)			
27.99		29.7		16.40		41.09			

Due to calve before sale day to Three Trees S1114 L553 3594.

A gem for those who are patient and wait for the end of the day. Combines the dam of EXT and the dam of 1407 in one package.

287A | EXAR SPREAD 9484B

DOB: 3/3/2009 COW • REG: 16285170 TATTOO: 9484B

BASIN EXPEDITION 768J GARDENS EXPEDITION
BASIN SPREAD 304T BASIN PRIMROSE LADY 5287
 BASIN LUCY 3829 C A FUTURE DIRECTION 5321
 BASIN LUCY 178E
 EXAR NEW LOOK 2971 BON VIEW NEW DESIGN 1407
EXG ENAMEL T247 R3 N BAR PRIMROSE 2424
 EXG MISS ENAMEL M604 R3... GDAR SVF TRAVELER 234D
 P A F MISS ENAMEL 8528

Act. BW
68
Adj. WW

CED	BW	WW	Milk	YW	SC	\$EN	MARB	REA	Fat
8	1.2	58	23	105	0.76	-4.37	0.36	0.36	0.048
\$W (Weaning)		\$F (Feedlot)		\$G (Grid)		\$B (Beef)			
31.59		41.29		20.45		50.32			

288A | EXAR RITO 616 6435 9489B

DOB: 3/9/2009 COW • REG: 16300482 TATTOO: 9489B

RITO 616 OF 4B20 6807 D H D TRAVELER 6807
SPUR RITO 616 6435 RITA 4B20 OF OFB1 BANDO
 LAYS LENA 4431 BON VIEW NEW DESIGN 878
 SPUR LENA 0411
 EXAR 263C BON VIEW NEW DESIGN 1407
EXG LADY T080 R3 EXAR JUNE C 3577
 EXG LADY YUKON R677 R3 BON VIEW NEW DESIGN 1407
 R3 LADY YUKON 9522

Act. BW
66
Adj. WW

CED	BW	WW	Milk	YW	SC	\$EN	MARB	REA	Fat
11	0.2	50	26	96		-6.41	0.50	0.12	0.008
\$W (Weaning)		\$F (Feedlot)		\$G (Grid)		\$B (Beef)			
28.29		35.20		27.87		53.22			

289A | EXAR RITO 616 6435 9494B


DOB: 3/14/2009 COW • REG: 16300487 TATTOO: 9494B

RITO 616 OF 4B20 6807 D H D TRAVELER 6807
SPUR RITO 616 6435 RITA 4B20 OF OFB1 BANDO
 LAYS LENA 4431 BON VIEW NEW DESIGN 878
 SPUR LENA 0411
 EXG NEW FRONTIER 41175 B/R NEW FRONTIER 095
EXAR BLACK PRIDE T371 LADY DATELINE OF M A R 191
 EXG MISS BANDO N522 R3 KTK PRECISE DIRECTION
 KTK MISS BANDO 620

Act. BW
72
Adj. WW

CED	BW	WW	Milk	YW	SC	\$EN	MARB	REA	Fat
4	2.8	43	23	82		0.7	0.29	0.25	0.002
\$W (Weaning)		\$F (Feedlot)		\$G (Grid)		\$B (Beef)			
23.09		23.97		23.54		44.99			





EXLR REBECA 1019P



LVLS REBECA

A granddaughter of LVLS Rebeca, the dam of Lots 300-302.
Daughter of BR Midland, sire of Lots 300-302.

Dam of Lots 300-302.

300 | EXLR REBECA 1023S

LIM-FLEX COW (43/41.1) DBL PLD BLK
9/5/2006 EXLR 1023S LFF-1873737

TWIN VALLEY PRECISIONE161... GAR PRECISION 1680
BR MIDLAND WCC BLACKCAP C9
BR ROYAL LASS 7036-19... S A F NEUTRON
S A F ROYAL LASS 7036
POLLED PACK LEADER 1182U... YKCC ATLANTIC 397N
LVLS REBECA MISS WOLFETTE 1150N
WZRK MISS VICTOR 707T... STRETCH'S VICTOR 014M
WZRK 42G

CED	BW	WW	YW	MA	CEM	SC	DOC	CW	RE	YG	MS	\$MI
6	0.6	45	92	19	3	0.4	7	16	-15	.14	.42	58

Due 10/22/09 to MAGS Remote. Checked Safe.

Super female. This has been a can't-miss mating over the years. BR Midland and produced by the matriarch donor LVLS Rebeca.

300A | EXLR MODERATOR 209U

LIM-FLEX BULL (59/54.3) DBL PLD RED
8/25/2008 EXLR 209U LFM-1909130

EXLR JUDO 459J... WULFS GUARDIAN 5074G
EXLR MODERATOR 053M CM POLLED KATIE
EXLR EMPRESS 502K... EXLR POLLED RESOLVE 175G
B&L EMPRESS 2117
BR MIDLAND... TWIN VALLEY PRECISIONE161
EXLR REBECA 1023S BR ROYAL LASS 7036-19
LVLS REBECA... POLLED PACK LEADER 1182U
WZRK MISS VICTOR 707T WZRK MISS VICTOR 707T

Act. BW
82
Adj. WW

CED	BW	WW	YW	MA	CEM	SC	DOC	CW	RE	YG	MS	\$MI
7	-0.2	45	84	16	0	0.4	5	18	-17	.25	.23	50

A real nice bull sired by EXLR Moderator.

301 | EXLR REBECA 1022S

LIM-FLEX COW (43/41.1) DBL PLD BLK
9/3/2006 EXLR 1022S LFF-1869763

TWIN VALLEY PRECISIONE161... GAR PRECISION 1680
BR MIDLAND WCC BLACKCAP C9
BR ROYAL LASS 7036-19... S A F NEUTRON
S A F ROYAL LASS 7036
POLLED PACK LEADER 1182U... YKCC ATLANTIC 397N
LVLS REBECA MISS WOLFETTE 1150N
WZRK MISS VICTOR 707T... STRETCH'S VICTOR 014M
WZRK 42G

CED	BW	WW	YW	MA	CEM	SC	DOC	CW	RE	YG	MS	\$MI
7	0.2	44	91	19	3	0.4	7	6	-31	.07	.47	60

Due 9/10/09 to EXLR Total Impact 054T. Checked Safe.

This young productive female represents all that is great in our Lim-Flex program. Like her full sisters, she maximizes phenotype and pedigree as well as any in the offering.

301A | EXLR MODERATOR 188U

LIM-FLEX BULL (59/54.3) DBL PLD DBL BLK
8/15/2008 EXLR 188U LFM-1908210

EXLR JUDO 459J... WULFS GUARDIAN 5074G
EXLR MODERATOR 053M CM POLLED KATIE
EXLR EMPRESS 502K... EXLR POLLED RESOLVE 175G
B&L EMPRESS 2117
BR MIDLAND... TWIN VALLEY PRECISIONE161
EXLR REBECA 1022S BR ROYAL LASS 7036-19
LVLS REBECA... POLLED PACK LEADER 1182U
WZRK MISS VICTOR 707T WZRK MISS VICTOR 707T

Act. BW
76
Adj. WW

CED	BW	WW	YW	MA	CEM	SC	DOC	CW	RE	YG	MS	\$MI
9	-0.1	45	84	16	1	0.4	5	13	-25	.20	.25	51

Nice EPD profile in this future herd sire.

302 | EXLR REBECA 1004S

LIM-FLEX COW (43/41.1) DBL PLD BLK
8/20/2006 EXLR1004S LFF-1869745

TWIN VALLEY PRECISIONE161... GAR PRECISION 1680
BR MIDLAND WCC BLACKCAP C9
BR ROYAL LASS 7036-19... S A F NEUTRON
S A F ROYAL LASS 7036
POLLED PACK LEADER 1182U... YKCC ATLANTIC 397N
LVLS REBECA MISS WOLFETTE 1150N
WZRK MISS VICTOR 707T... STRETCH'S VICTOR 014M
WZRK 42G

CED	BW	WW	YW	MA	CEM	SC	DOC	CW	RE	YG	MS	\$MI
7	0.1	44	90	19	3	0.4	7	16	-15	.16	.42	57

Due 9/10/09 to EXLR Saturn 040S. Checked Safe.

This has been a magical mating. BR Midland has worked great on LVLS Rebeca, the matriarch donor at Express Ranches.

302A | EXLR REBECA 195U


LIM-FLEX COW (59/54.3) DBL PLD DBL BLK
8/21/2008 EXLR 195U LFF-1909121

EXLR JUDO 459J... WULFS GUARDIAN 5074G
EXLR MODERATOR 053M CM POLLED KATIE
EXLR EMPRESS 502K... EXLR POLLED RESOLVE 175G
B&L EMPRESS 2117
BR MIDLAND... TWIN VALLEY PRECISIONE161
EXLR REBECA 1004S BR ROYAL LASS 7036-19
LVLS REBECA... POLLED PACK LEADER 1182U
WZRK MISS VICTOR 707T WZRK MISS VICTOR 707T

Act. BW
68
Adj. WW

CED	BW	WW	YW	MA	CEM	SC	DOC	CW	RE	YG	MS	\$MI
9	-1.2	42	80	16	1	0.4	5	17	-17	.24	.23	49

We love what EXLR Moderator 053M has done for our Lim-Flex program.



NORTHERN IMPROVEMENT

Sire of Lot 303.



MAGS REMOTE

Sire of Lot 303A.

303

EXLR REBECA 757M

LIM-FLEX COW (50/42.9) 3/2/2002 PLD EXLR 757M DBL BLK LFF-1703226

- TC STOCKMAN 365
- NORTHERN IMPROVEMENT 4480
- BLACKCAP OF RR 5367
- WULFS GUARDIAN 5074G
- EXLR REBECA 306J
- LVLS REBECA
- TC STOCKMAN TC PRIDE 0014
- R R Vantage 3352
- BLACKCAP OF R R 0238
- WULFS RAMBLER 8400X
- WULFS EXAMPLE 5074E
- POLLED PACK LEADER 1182U
- WZRK MISS VICTOR 707T

CED	BW	WW	YW	MA	CEM	SC	DOC	CW	RE	YG	MS	\$MI
8	-3.6	23	60	24	2	-0.1	19	-5	-39	.15	.12	40

Pasture Exposed from 12/23/2008 to 2/06/09 to MAGS Remote.

This is one awesome female by the great phenotype Angus sire Northern Improvement and produced by the very predictable Rebeca cow family.

303A

EXLR REBECA 214U

LIM-FLEX COW (62/55.2) 8/27/2008 DBL PLD EXLR 214U DBL BLK LFF-1910188

- JCL LODESTAR 27L
- MAGS REMOTE
- MAGS 13M
- NORTHERN IMPROVEMENT 4480
- EXLR REBECA 757M
- EXLR REBECA 306J
- HUNTS HI-LITER 245G
- LOGAN'S CHEERLEADER 280G
- MAGS JUMANJI
- WK QUEEN LASSIE 0332
- TC STOCKMAN 365
- BLACKCAP OF RR 5367
- WULFS GUARDIAN 5074G
- LVLS REBECA

CED	BW	WW	YW	MA	CEM	SC	DOC	CW	RE	YG	MS	\$MI
11	-0.9	42	85	22	4	0.4	19	18	-.24	.22	.14	46

A really stylish heifer by the many-time champion MAGS Remote.

Act. BW
74
Adj. WW

304

EXLR REBECA 1044S

LIM-FLEX COW (50/43.9) 10/12/2006 DBL PLD EXLR 1044S DBL BLK LFF-1869782

- EXLR BROADWAY 041E
- EXLR BROADWAY 1023M
- GREENWAY MISSEMULOUS 717
- NORTHERN IMPROVEMENT 4480
- EXLR REBECA 7130M
- EXLR REBECA 614H
- LKCC EXPRESSWAY 193C
- QUAIL RUN QUEEN BP
- PINE DRIVE BIG SKY
- GREENWAY MISS EMULOUS7138
- TC STOCKMAN 365
- BLACKCAP OF RR 5367
- WULFS DAWSON 4421D
- LVLS REBECA

CED	BW	WW	YW	MA	CEM	SC	DOC	CW	RE	YG	MS	\$MI
3	1.7	36	74	18	-1	0.1	N/A	0	-32	.10	.25	49

Pasture Exposed from 12/23/2008 to 2/06/09 to MAGS Remote.

A super pedigree in this daughter of EXLR Broadway. Her dam traces back to the famous Rebeca cow family.

304A

EXLR REBECA 245U

LIM-FLEX COW (46/42.5) 9/16/2008 DBL PLD EXLR 245U DBL BLK LFF-1910410

- SUMMITRESTHIGHPRIME OH29
- EXLR PROMINENT 1023P
- EXLR LIBERTY 616L
- EXLR BROADWAY 1023M
- EXLR REBECA 1044S
- EXLR REBECA 7130M
- GARDENS PRIME TIME
- SUMMITCREST MISSIE 2F55
- EXLR POLLED BENCHMARK709G
- EXLR 5101G
- EXLR BROADWAY 041E
- GREENWAY MISSEMULOUS 717
- NORTHERN IMPROVEMENT 4480
- EXLR REBECA 614H

CED	BW	WW	YW	MA	CEM	SC	DOC	CW	RE	YG	MS	\$MI
7	-0.2	33	74	22	1	-0.2	N/A	-12	-.31	.13	.17	45

A super nice black and polled heifer by EXLR Prominent 1023P.

Act. BW
68
Adj. WW




EXLR REBECA 606M

Daughter of EXLR Rebeca 614H, maternal grandam of Lot 304.



EXLR PROMINENT 1023P

Sire of Lot 304A.



Dam of Lot 305.



Sire of Lot 305A.

305 | **EXLR QUEEN 181S**
 PUREBRED COW (87/78.2) DBL PLD BLK
 9/23/2006 EXLR 181S NPF-1860598

GPFF BLAQUE RULON BLACK DIAMOND
 LESF ASPHALT 9N QUAIL RUN RAMONA BP
 GPFF EXTRA SWEET ELITE..... LKCC TOMAHAWKS TOUCHDOWN
 EXLR POLLED BENCHMARK709G WULFS DAWSON 4421D
EXLR QUEEN 146K PMDB ALLIANCE
 EXLR 511G..... CANE RIDGE MAVERICK 023D
 WK QUEEN 3094

CED	BW	WW	YW	MA	CEM	SC	DOC	CW	RE	YG	MS	\$MI
4	3.2	39	74	25	-4	0.4	10	0	.28	-.11	-.07	40

Due 11/11/09 to P1023. Checked Safe.

This Asphalt daughter was produced by one of if not the best Lim-Flex female we have at Express. Don't miss this very predictable sale feature.

305A | **EXLR SPARTAN 235U**
 LIM-FLEX BULL (43/39.1) DBL PLD DBL BLK
 9/8/2008 EXLR 235U LFM-1910334

EXAR LUTTON 1831 NORTHERN IMPROVEMENT 4480
EXAR SPARTAN 6225 EXAR SARAS DREAM 9809
 WK WINNIE 7305 KRUGERRANDS MONEYLINE
 WK WINNIE 5460
 LESF ASPHALT 9N GPFF BLAQUE RULON Act. BW
EXLR QUEEN 181S GPFF EXTRA SWEET ELITE 82
EXLR QUEEN 146K EXLR POLLED BENCHMARK709G
 EXLR 511G EXLR 511G Adj. WW

CED	BW	WW	YW	MA	CEM	SC	DOC	CW	RE	YG	MS	\$MI
N/A	0.8	45	89	26	N/A	N/A	N/A	9	-.29	.15	.08	45

This future herd-sire prospect is by the Angus sire EXAR Spartan 6225 who is the reigning 2009 Ft. Worth Grand Champion Angus Bull.

306 | **EXLR QUEEN 139S**
 PUREBRED COW (87/79.7) DBL PLD BLK
 9/11/2006 EXLR 139S NPF-1860577

GPFF BLAQUE RULON BLACK DIAMOND
CARROUSELS PURE POWER QUAIL RUN RAMONA BP
 TUBB FIRST CLASS 666F..... WULFS RAMBLER 8400X
 TUBB MISS P UPDATE 089Y TUBB MISS P UPDATE 089Y
 EXLR POLLED BENCHMARK709G WULFS DAWSON 4421D
EXLR QUEEN 146K PMDB ALLIANCE
 EXLR 511G..... CANE RIDGE MAVERICK 023D
 WK QUEEN 3094

CED	BW	WW	YW	MA	CEM	SC	DOC	CW	RE	YG	MS	\$MI
6	2.5	46	83	21	1	0.5	6	14	.44	-.09	-.10	41

Due 9/11/09 to EXAR Spartan 6225. Checked Safe.


This super young female, whose donor-dam was a past Big Event sale feature, is one you can build a program around. Don't miss her sale day.

306A | **EXLR PROBLEM SOLVER 307U**
 LIM-FLEX BULL (43/39.9) DBL PLD DBL BLK
 10/21/2008 EXLR 307U LFM-1913396

TWIN VALLEY PRECISIONE161... GAR PRECISION 1680
EXAR PROBLEM SOLVER 4181 WCC BLACKCAP C9
 EXAR MISS TRAVELER Q38 BON VIEW NEW DESIGN 1407
 V T TRAVELER 6807 Q38
CARROUSELS PURE POWER GPFF BLAQUE RULON Act. BW
EXLR QUEEN 139S TUBB FIRST CLASS 666F 88
EXLR QUEEN 146K EXLR POLLED BENCHMARK709G
 EXLR 511G EXLR 511G Adj. WW

CED	BW	WW	YW	MA	CEM	SC	DOC	CW	RE	YG	MS	\$MI
8	2.0	43	89	26	1	0.2	N/A	14	-.13	.15	.25	51

EXAR Problem Solver has worked well on the Queen family.



Sire of Lot 306.




Sire of Lot 305.



EXLR SOUTHPAW 835S

Sired by Asphalt, the sire of Lot 308, and out of Lot 307's dam.



EXLR RIGHT OF WAY 177R

A full brother to EXLR Southpaw 835S. A son of Lot 307's dam.

307 | EXLR SCOTCH CAP 1009N 75

LIM-FLEX COW (50/43.4) DBL PLD DBL BLK
 8/30/2003 EXLR 1009N LFF-1759485 637

COLE FIRST DOWN 46D LKCC TOMAHAWKS TOUCHDOWN
RADS BLACK PRODIGY COLE 2155P 895
 RADS POLL BLACK POWDER I NMCC POLLED BLACK POWDER
 PERF 670U
 BON VIEW NEW DESIGN 1407 ... B/R NEW DESIGN 036
EXAR SCOTCH CAP 1548 BON VIEW PRIDE 664
 EXAR SCOTCH CAP 9427 R R SCOTCHCAP 9440
 VT TRAVELER 6807 Q9

CED	BW	WW	YW	MA	CEM	SC	DOC	CW	RE	YG	MS	\$MI
8	-0.9	35	73	35	1	0.1	15	14	-.21	.24	.21	46

Due 9/11/09 to EXLR Saturn 040S. Checked Safe.

This female is by Black Prodigy and produced by a tremendous donor cow EXAR Scotchcap 1548 who has made a huge impact at Express. EXAR Scotch Cap 1548 is also the dam of the triple-crown-winning Lim-Flex sire EXLR Southpaw 835S.

307A | EXLR MIDLAND 222U DBL BLK

LIM-FLEX BULL (25/21.7) DBL PLD DBL BLK
 9/3/2008 EXLR 222U LFM-1910195

BR MIDLAND TWIN VALLEY PRECISIONE161
WK MIDLAND 4182 BR ROYAL LASS 7036-19
 WK QUEEN 0095 CONNEALY DATELINE
 WK QUEEN 7286
 RADS BLACK PRODIGY COLE FIRST DOWN 46D Act. BW
EXLR SCOTCH CAP 1009N RADS POLL BLACK POWDER I 58
 EXAR SCOTCH CAP 1548 BON VIEW NEW DESIGN 1407 Adj. WW
 EXAR SCOTCH CAP 9427

CED	BW	WW	YW	MA	CEM	SC	DOC	CW	RE	YG	MS	\$MI
11	-3.7	36	79	27	2	N/A	N/A	15	-.45	.35	.33	50

This son of Midland is stout-made.

308 | EXLR SCOTCH CAP 197S HOMO BLK

LIM-FLEX COW (75/65.1) DBL PLD HOMO BLK
 10/6/2006 EXLR 197S LFF-1860607

GPFF BLAQUE RULON BLACK DIAMOND
LESF ASPHALT 9N QUAIL RUN RAMONA BP
 GPFF EXTRA SWEET ELITE LKCC TOMAHAWKS TOUCHDOWN
 HC EXTRAORDINARY HCR 61X
 RADS BLACK PRODIGY COLE FIRST DOWN 46D
EXLR SCOTCH CAP 1005N RADS POLL BLACK POWDER I
 EXAR SCOTCH CAP 1548 BON VIEW NEW DESIGN 1407
 EXAR SCOTCH CAP 9427

CED	BW	WW	YW	MA	CEM	SC	DOC	CW	RE	YG	MS	\$MI
2	0.7	33	70	26	-4	0.4	13	-7	.04	.06	.00	39

Due 11/11/09 to MAGS Remote. Checked Safe.

This is a very powerful pedigree. Don't overlook this female who goes back to EXAR Scotchcap 1548 who has produced many sale features and show champions.

308A | EXLR MODERATOR 207U DBL BLK

LIM-FLEX BULL (75/66.3) DBL PLD DBL BLK
 8/25/2008 EXLR 207U LFM-1909128

EXLR JUDO 459J WULFS GUARDIAN 5074G
EXLR MODERATOR 053M CM POLLED KATIE
 EXLR EMPRESS 502K EXLR POLLED RESOLVE 1756
 B&L EMPRESS 2117
 LESF ASPHALT 9N GPFF BLAQUE RULON Act. BW
EXLR SCOTCH CAP 197S GPFF EXTRA SWEET ELITE 88
 EXLR SCOTCH CAP 1005N RADS BLACK PRODIGY Adj. WW
 EXAR SCOTCH CAP 1548

CED	BW	WW	YW	MA	CEM	SC	DOC	CW	RE	YG	MS	\$MI
4	0.6	41	75	20	-3	0.4	8	6	-.07	.19	.02	41

A real nice bull calf by EXLR Moderator.



EXLR SCOTCH CAP 1005N

Dam of Lot 308 and full sister to Lot 307.



EXLR SCOTCH CAP 191S

A full sister to Lot 308. Grand Champion Lim-Flex Female, 2008 AALF.



LIMOUSIN

Purebred & Lim-Flex Cows with Lim-Flex Calves

309 | EXLR MAGIC MARY 7238S

LIM-FLEX COW (50/45.3) HOMO PLD BLK
9/1/2006 EXLR 7238S LFF-1848696

TWIN VALLEY PRECISIONE161 ... GAR PRECISION 1680
BR MIDLAND WCC BLACKCAP C9
BR ROYAL LASS 7036-19. S A F NEUTRON
S A F ROYAL LASS 7036
EXLR DAKOTA 353G. WULF'S COUNT DOWN 9251C
EXLR MAGIC MARY 900N CANE RIDGE DAPHNE 011D
LOGAN'S MAGIC MARY. HARVEST OLYMPUS
MOSR MAGIC TOUCH 122A

CED	BW	WW	YW	MA	CEM	SC	DOC	CW	RE	YG	MS	\$MI
6	1.6	53	100	23	2	0.2	6	20	.04	.11	.29	56

Due 9/11/09 to EXLR Saturn 040S. Checked Safe.

BR Midland has had tremendous success throughout our Lim-Flex program. The dam of 7328S, EXLR Magic Mary, is a past Express donor.

309A | EXLR MAGIC MARY 314U

LIM-FLEX COW (46/43.2) DBL PLD DBL BLK
11/4/2008 EXLR 314U LFF-1916310

SUMMITCRESTHIGHPRIME 0H29 GARDENS PRIME TIME
EXLR PROMINENT 1023P SUMMITCREST MISSIE 2F55
EXLR LIBERTY 616L. EXLR POLLED BENCHMARK709G
EXLR 5101G
BR MIDLAND. TWIN VALLEY PRECISIONE161
EXLR MAGIC MARY 7238S BR ROYAL LASS 7036-19
EXLR MAGIC MARY 900N. EXLR DAKOTA 353G
LOGAN'S MAGIC MARY

CED	BW	WW	YW	MA	CEM	SC	DOC	CW	RE	YG	MS	\$MI
8	0.7	43	90	25	2	-0.1	N/A	-2	-.13	.13	.19	49

A fancy black, polled heifer by EXLR Prominent 1023P.

310 | EXLR LAUREN 7222S

PUREBRED COW (100/90.8) DBL PLD DBL BLK
8/25/2006 EXLR 7222S NPF-1848680

GPFF BLAQUE RULON. BLACK DIAMOND
LESF ASPHALT 9N QUAIL RUN RAMONA BP
GPFF EXTRA SWEET ELITE. LKCC TOMAHAWKS TOUCHDOWN
HC EXTRAORDINARY HCR 61X
EXLR POLLED BENCHMARK709G WULF'S DAWSON 4421D
TUBB LAUREN 113L PMDB ALLIANCE
EXLR 781H. KRMC BLACK LEGACY 917B
KEY'S ANNIE

CED	BW	WW	YW	MA	CEM	SC	DOC	CW	RE	YG	MS	\$MI
6	2.1	41	73	24	-4	0.6	11	8	.55	-.05	-.04	41

Due 9/10/09 to BC 7022 Raven 7965. Checked Safe.

This is a really nice Asphalt daughter who is Al'd and checked safe to BC Raven 7965, due 9/19/09.

310A | EXLR LAUREN 281U

LIM-FLEX COW (50/45.4) DBL PLD DBL BLK
9/27/2008 EXLR 281U LFF-1910959

TWIN VALLEY PRECISIONE161 ... GAR PRECISION 1680
EXAR PROBLEM SOLVER 4181 WCC BLACKCAP C9
EXAR MISS TRAVELER Q38. BON VIEW NEW DESIGN 1407
V T TRAVELER 6807 Q38
LESF ASPHALT 9N. GPFF BLAQUE RULON
EXLR LAUREN 7222S GPFF EXTRA SWEET ELITE
TUBB LAUREN 113L. EXLR POLLED BENCHMARK709G
EXLR 781H

CED	BW	WW	YW	MA	CEM	SC	DOC	CW	RE	YG	MS	\$MI
8	0.9	38	81	28	-1	0.3	N/A	11	-.07	.17	.28	50

A stout -made heifer calf by the past champion carload lead bull EXLR Problem Solver 4181.

311 | EXLR KELENE 7299S

LIM-FLEX COW (75/65.4) PLD DBL BLK
10/6/2006 EXLR 7299S LFF-1853268

ANDERS JAG. GREENWOODPOLLED455ROCKET
COLE MONTANA SKY 36M ANDERS GEMINI
COLE 87G. COLE FIRST DOWN 46D
COLE 424D
WULF'S GUARDIAN 5074G. WULF'S RAMBLER 8400X
LOGAN'S KELENE 304K WULF'S EXAMPLE 5074E
L C F JESSICA. RR 9440 SCOTCH CAP 1483
CAR DON MISS DEVOTIONB236

CED	BW	WW	YW	MA	CEM	SC	DOC	CW	RE	YG	MS	\$MI
8	-0.6	27	71	18	3	-0.1	8	-3	.24	.09	-.07	35

Due 11/11/09 to MAGS Remote. Checked Safe.

Without a doubt, Montana Sky 36M has made a huge impact in our program and this female is no exception.

311A | EXLR KELENE 298U

LIM-FLEX COW (37/32.7) DBL PLD DBL BLK
10/11/2008 EXLR 298U LFF-1912344

TWIN VALLEY PRECISIONE161 ... GAR PRECISION 1680
EXAR PROBLEM SOLVER 4181 WCC BLACKCAP C9
EXAR MISS TRAVELER Q38. BON VIEW NEW DESIGN 1407
V T TRAVELER 6807 Q38
COLE MONTANA SKY 36M. ANDERS JAG
EXLR KELENE 7299S COLE 87G
LOGAN'S KELENE 304K. WULF'S GUARDIAN 5074G
L C F JESSICA

CED	BW	WW	YW	MA	CEM	SC	DOC	CW	RE	YG	MS	\$MI
9	1.3	36	85	25	3	-0.1	N/A	6	-.23	.25	.27	49

Very stylish and attractive heifer by EXAR Problem Solver 4181 who was a past sale feature and champion carload member.

312 | EXLR KARLEE 7290S

PUREBRED COW (100/88.8) DBL PLD DBL BLK
10/2/2006 EXLR 7290S NPF-1853260

GPFF BLAQUE RULON. BLACK DIAMOND
LESF ASPHALT 9N QUAIL RUN RAMONA BP
GPFF EXTRA SWEET ELITE. LKCC TOMAHAWKS TOUCHDOWN
HC EXTRAORDINARY HCR 61X
WULF'S COUNT DOWN 9251C. LKCC TOMAHAWKS TOUCHDOWN
LOGAN'S KARLEE 310K MISS WOLFETTE 9051X
SLVL DVFC DREAM GIRL 004G. LOJW IRONSIDES 3P
CANE RIDGE INTIMATE DREAM

CED	BW	WW	YW	MA	CEM	SC	DOC	CW	RE	YG	MS	\$MI
3	1.3	30	58	26	-1	0.6	11	-6	.36	-.11	-.03	39

Due 9/11/09 to EXAR Spartan 6225. Checked Safe.

This daughter of Asphalt is stylish and attractive.

312A | EXLR FRANCHISE 186U

LIM-FLEX BULL (50/44.4) DBL PLD DBL BLK
8/13/2008 EXLR 186U LFM-1908208

C A FUTURE DIRECTION 5321 ... GAR PRECISION 1680
BASIN FRANCHISE P142 C A MISS POWER FIX 308
BASIN CHLOE 812L. GARDENS EXPEDITION
BASIN CHLOE 6198
LESF ASPHALT 9N. GPFF BLAQUE RULON
EXLR KARLEE 7290S GPFF EXTRA SWEET ELITE
LOGAN'S KARLEE 310K. WULF'S COUNT DOWN 9251C
SLVL DVFC DREAM GIRL 004G

CED	BW	WW	YW	MA	CEM	SC	DOC	CW	RE	YG	MS	\$MI
7	-1.7	40	79	33	0	N/A	N/A	13	-.08	.15	.14	46

Across the country, Basin Franchise P142 has made his mark on Lim-Flex cattle. This bull calf should be no exception.



Sire of Lot 313A.



Sire of Lot 315A.

313 | EXLR ANNIE 7258S
 PUREBRED COW (87/77.6) DBL PLD HOMO BLK
 9/10/2006 EXLR 7258S NPF-1848714

GPFF BLAQUE RULON BLACK DIAMOND
 LESF ASPHALT 9N QUAIL RUN RAMONA BP
 GPFF EXTRA SWEET ELITE..... LKCC TOMAHAWKS TOUCHDOWN
 HC EXTRAORDINARY HCR 61X
 EXLR POLLED RESOLVE 175G ... KRMC BLACK LEGACY 917B
EXLR ANNIE 397L LKCC SMITH CATTLE 110C
 EXLR 5170H..... WULFS CHANCELLOR 0210C
 B & L ANNIE 4288

CED	BW	WW	YW	MA	CEM	SC	DOC	CW	RE	YG	MS	\$MI
3	3.8	41	75	20	-7	0.9	9	12	.35	-.09	.04	44

Due 9/11/09 to EXAR Spartan 6225. Checked Safe.

This Asphalt daughter is stout and good. Dam traces back to the show champion Annie Family.

313A | EXLR MIDLAND 220U
 LIM-FLEX BULL (43/38.8) DBL PLD DBL BLK
 9/2/2008 EXLR 220U LFM-1910194

TWIN VALLEY PRECISIONE161 ... GAR PRECISION 1680
BR MIDLAND WCC BLACKCAP C9
 BR ROYAL LASS 7036-19..... S A F NEUTRON
 S A F ROYAL LASS 7036
 LESF ASPHALT 9N GPFF BLAQUE RULON
EXLR ANNIE 7258S GPFF EXTRA SWEET ELITE
 EXLR ANNIE 397L..... EXLR POLLED RESOLVE 175G
 EXLR 5170H..... EXLR 5170H

CED	BW	WW	YW	MA	CEM	SC	DOC	CW	RE	YG	MS	\$MI
8	0.5	45	88	19	-2	0.3	7	19	-.13	.19	.42	57

Nice stout-made bull by the \$202,000 BR Midland.

314 | EXLR A DAY EARLY 7251S
 PUREBRED COW (100/89.1) PLD BLK
 9/8/2006 EXLR 7251S NPF-1848707

GPFF BLAQUE RULON BLACK DIAMOND
 LESF ASPHALT 9N QUAIL RUN RAMONA BP
 GPFF EXTRA SWEET ELITE..... LKCC TOMAHAWKS TOUCHDOWN
 HC EXTRAORDINARY HCR 61X
 WULF'S COUNT DOWN 9251C ... LKCC TOMAHAWKS TOUCHDOWN
EXLR 791J MISS WOLFETTE 9051X
 CMCC 22X YKCC ATLANTIC 397N
 YKCC A DAY EARLY 918506R

CED	BW	WW	YW	MA	CEM	SC	DOC	CW	RE	YG	MS	\$MI
1	2.8	28	54	22	-1	0.5	12	-16	.31	-.16	-.13	35

Pasture Exposed from 12/23/2008 to 2/06/09 to MAGS Remote.

This Asphalt female whose dam sired by Wulf's Count Down is a past donor.

314A | EXLR PROBLEM SOLVER 315U
 LIM-FLEX BULL (50/44.6) DBL PLD DBL BLK
 11/17/2008 EXLR 315U LFM-1918033

TWIN VALLEY PRECISIONE161 ... GAR PRECISION 1680
EXAR PROBLEM SOLVER 4181 WCC BLACKCAP C9
 EXAR MISS TRAVELER Q38 BON VIEW NEW DESIGN 1407
 V T TRAVELER 6807 Q38
 LESF ASPHALT 9N GPFF BLAQUE RULON
EXLR A DAY EARLY 7251S GPFF EXTRA SWEET ELITE
 EXLR 791J WULF'S COUNT DOWN 9251C
 CMCC 22X

CED	BW	WW	YW	MA	CEM	SC	DOC	CW	RE	YG	MS	\$MI
6	1.3	32	71	27	1	0.2	N/A	-1	-.19	.11	.24	48

Nice balance set of EPDs in the future herd-sire prospect by EXAR Problem Solver.

315 | EXLR EMMA 7235S
 LIM-FLEX COW (43/39.5) HOMO PLD DBL BLK
 8/31/2006 EXLR 7235S LFF-1848693

EXLR POLLED RESOLVE 175G ... KRMC BLACK LEGACY 917B
EXLR EXCELLANTE 251L LKCC SMITH CATTLE 110C
 EXLR 199H..... WULFS FANFARE 4055F
 EXLR 558F
 OSU 6T6 ULTRA S S TRAVELER 6T6
EXAR MISS EMMA 515 SUMMITCREST BAMBI 182Z
 B & L MISS EMMA 9089 R O R ROLLS ROYCE
 B&LMSSEMMASTEWARTS304R

CED	BW	WW	YW	MA	CEM	SC	DOC	CW	RE	YG	MS	\$MI
7	1.5	39	71	30	-2	0.6	14	16	-.53	.30	.38	53

Due 10/22/09 to MAGS Remote. Checked Safe.

The dam of this female is one of the most predictable females in our Angus program. She is sired by the HOMO black, HOMO polled syndicated bull EXLR Excellante 251L.

315A | EXLR SATURN 190U
 LIM-FLEX BULL (62/56.2) DBL PLD DBL BLK
 8/16/2008 EXLR 190U LFM-1908212

CARROUSELS PURE POWER. GPFF BLAQUE RULON
EXLR SATURN 040S TUBB FIRST CLASS 666F
 EXLR BAMBI 787M..... EXLR RIGHT ON TIME 106J
 EXLR BAMBI 001K
 EXLR EXCELLANTE 251L EXLR POLLED RESOLVE 175G
EXLR EMMA 7235S EXLR 199H
 EXAR MISS EMMA 515 OSU 6T6 ULTRA
 B & L MISS EMMA 9089

CED	BW	WW	YW	MA	CEM	SC	DOC	CW	RE	YG	MS	\$MI
6	2.0	41	74	27	0	0.7	N/A	24	.02	.16	.18	47

This future herd sire is by the 2009 Denver Grand Champion Bull EXLR Saturn 040S.



316 | EXLR EMMY 7233S

LIM-FLEX COW (50/43.3) PLD DBL BLK
8/30/2006 EXLR 7233S LFF-1848691

COLE FIRST DOWN 46D LKCC TOMAHAWKS TOUCHDOWN
CARROUSELS LEGEND COLE 2155P
 COLE CATALINA 3309C MAYS BLACK JET
 COLE 21R
 CL BLACK BEAR LAD 118 AAR NEW TREND
C L BLACK EMMY 6103 BLACK BEAR LADY 13
 C L SPRINGS EMMY 3129 D F MAGEE 7145
 C L SPRINGS EMMY 9150

CED	BW	WW	YW	MA	CEM	SC	DOC	CW	RE	YG	MS	\$MI
17	-3.7	20	47	24	5	0.3	N/A	13	-1.2	.34	.04	35

Due 9/11/09 to EXLR Saturn 040S. Checked Safe.

This female is by Carrousel's Legend and produced by the predictable Emma cow family.

316A | EXLR MODERATOR 208U

LIM-FLEX BULL (62/55.4) DBL PLD RED
8/25/2008 EXLR 208U LFM-1909129

EXLR JUDO 459J WULFS GUARDIAN 5074G
EXLR MODERATOR 053M CM POLLED KATIE
 EXLR EMPRESS 502K EXLR POLLED RESOLVE 175G
 B&L EMPRESS 2117
 CARROUSELS LEGEND COLE FIRST DOWN 46D
EXLR EMMY 7233S COLE CATALINA 3309C
 CL BLACK EMMY 6103 CL BLACK BEAR LAD 118
 CL SPRINGS EMMY 3129

CED	BW	WW	YW	MA	CEM	SC	DOC	CW	RE	YG	MS	\$MI
14	-3.1	30	59	19	2	0.3	7	16	-1.5	.33	.04	38

The EXLR Moderator calves continue to be impressive. This future herd sire is no exception.

317 | EXLR PARTY PERFECT 188S

LIM-FLEX COW (71/63.3) DBL PLD DBL BLK
10/1/2006 EXLR 188S LFF-1862350

SUMMITCRESTHIGHPRIME 0H29 GARDENS PRIME TIME
EXLR PROMINENT 1023P SUMMITCREST MISSIE 2F55
 EXLR LIBERTY 616L EXLR POLLED BENCHMARK709G
 EXLR 5101G
 RADS BLACK PRODIGY COLE FIRST DOWN 46D
LESF PARTY PERFECT 4930P RADS POLL BLACK POWDER I
 GPFF EXTRA SWEET ABBE LKCC TOMAHAWKS TOUCHDOWN
 HC EXTRAORDINARY HCR 61X

CED	BW	WW	YW	MA	CEM	SC	DOC	CW	RE	YG	MS	\$MI
8	0.3	35	73	26	-1	-0.1	N/A	-6	.03	.09	.08	43

Due 9/11/09 to EXLR Saturn 040S. Checked Safe.

This is one of the first EXLR Prominent daughters in production. We believe you will like her.

317A | EXLR MODERATOR 201U

LIM-FLEX BULL (73/65.4) DBL PLD DBL BLK
8/23/2008 EXLR 201U LFM-1909124

EXLR JUDO 459J WULFS GUARDIAN 5074G
EXLR MODERATOR 053M CM POLLED KATIE
 EXLR EMPRESS 502K EXLR POLLED RESOLVE 175G
 B&L EMPRESS 2117
 EXLR PROMINENT 1023P SUMMITCRESTHIGHPRIME 0H29
EXLR PARTY PERFECT 188S EXLR LIBERTY 616L
 LESF PARTY PERFECT 4930P RADS BLACK PRODIGY
 GPFF EXTRA SWEET ABBE

CED	BW	WW	YW	MA	CEM	SC	DOC	CW	RE	YG	MS	\$MI
7	-0.1	40	75	20	-2	0.1	N/A	7	-0.8	.23	.06	42

This future herd sire has a balanced set of EPDs and is by EXLR Moderator.

318 | EXLR FORMERA 168S

LIM-FLEX COW (75/67.6) DBL PLD RED
9/19/2006 EXLR 168S LFF-1862348

WULFS RAMBLER 8400X POLLED PACK LEADER 1182U
WULFS GUARDIAN 5074G T TRI PURECHO 100K
 WULFS EXAMPLE 5074E WULF'S CHOPPER 1014C
 MISS WOLFETTE 2151B
 WULFS HARBOR 6055H WULFS FRESCO 4499F
JLWM 429P WULFS FAITHFUL 6055F
 JWK FORMERA 9223 V D A R LUCYS BOY
 DE ROYAL FORMERA 7247

CED	BW	WW	YW	MA	CEM	SC	DOC	CW	RE	YG	MS	\$MI
8	0.1	40	79	21	2	0.0	21	18	.46	.00	-.12	38

Due 10/22/09 to MAGS Remote. Checked Safe.

Sired by a past sale feature Wulf's Guardian, this red polled female has a lot of future.

318A | EXLR MODERATOR 205U

LIM-FLEX BULL (75/67.5) DBL PLD BLK
8/24/2008 EXLR 205U LFM-1909127

EXLR JUDO 459J WULFS GUARDIAN 5074G
EXLR MODERATOR 053M CM POLLED KATIE
 EXLR EMPRESS 502K EXLR POLLED RESOLVE 175G
 B&L EMPRESS 2117
 WULFS GUARDIAN 5074G WULFS RAMBLER 8400X
EXLR FORMERA 168S WULFS EXAMPLE 5074E
 JLWM 429P WULFS HARBOR 6055H
 JWK FORMERA 9223

CED	BW	WW	YW	MA	CEM	SC	DOC	CW	RE	YG	MS	\$MI
10	-1.5	39	74	18	0	0.2	12	18	.14	.18	-.05	38

The EXLR Moderator bull continues to excite everyone who sees them.

319 | EXLR BLACK SHEENA 116S

LIM-FLEX COW (46/41.8) DBL PLD DBL BLK
8/22/2006 EXLR 116S LFF-1862339

SUMMITCRESTHIGHPRIME 0H29 GARDENS PRIME TIME
EXLR PROMINENT 1023P SUMMITCREST MISSIE 2F55
 EXLR LIBERTY 616L EXLR POLLED BENCHMARK709G
 EXLR 5101G
 BR MIDLAND TWIN VALLEY PRECISIONE161
EXLR BLACK SHEENA 1024P BR ROYAL LASS 7036-19
 LKCC BLACK SHEENA LKCC BLACK LOTO 1079W
 LKCC SMITH CATTLE 532P

CED	BW	WW	YW	MA	CEM	SC	DOC	CW	RE	YG	MS	\$MI
10	0.4	45	88	22	2	-0.1	N/A	-1	-2.0	.11	.30	54

Due 9/11/09 to EXLR Saturn 040S. Checked Safe.

This female by EXLR Prominent traces back to the very recognizable Smith cattle families.


319A | EXLR MODERATOR 202U

LIM-FLEX BULL (60/54.6) DBL PLD DBL BLK
8/23/2008 EXLR 202U LFM-1909125

EXLR JUDO 459J WULFS GUARDIAN 5074G
EXLR MODERATOR 053M CM POLLED KATIE
 EXLR EMPRESS 502K EXLR POLLED RESOLVE 175G
 B&L EMPRESS 2117
 EXLR PROMINENT 1023P SUMMITCRESTHIGHPRIME 0H29
EXLR BLACK SHEENA 116S EXLR LIBERTY 616L
 EXLR BLACK SHEENA 1024P BR MIDLAND
 LKCC BLACK SHEENA

CED	BW	WW	YW	MA	CEM	SC	DOC	CW	RE	YG	MS	\$MI
9	-0.6	44	81	18	0	0.1	N/A	9	-.19	.22	.17	48

A really nice future herd bull by the ever-popular EXLR Moderator.



EXLR MODERATOR 053M

Sire of Lots 316A-321A.

320 | EXLR BLACKCAP 1041S

LIM-FLEX COW (75/65.6) DBL PLD HOMO BLK
9/28/2006 EXLR 1041S LFF-1869779

COLE FIRST DOWN 46D LKCC TOMAHAWKS TOUCHDOWN
RADS BLACK PRODIGY COLE 2155P
RADS POLL BLACK POWDER I NMCC POLLED BLACK POWDER
EXLR INTRIGUE 361G PERF 670U
EXLR BLACKCAP 4174K WULF'S COUNT DOWN 9251C
B & L BLACKCAP 3078 CANE RIDGE DAPHNE 011D
SUMMITCREST BLACKCAP 292Z LOVANA

CED	BW	WW	YW	MA	CEM	SC	DOC	CW	RE	YG	MS	\$MI
5	0.7	31	64	25	0	0.3	20	0	.02	.00	-.01	39

Due 9/10/09 to BC 7022 Raven 7965. Checked Safe.

This young female by Black Prodigy was produced by a very good cow, EXLR Blackcap has produced many sale features.

320A | EXLR MODERATOR 266U

LIM-FLEX BULL (75/66.5) DBL PLD DBL BLK
9/23/2008 EXLR 266U LFM-1910957

EXLR JUDO 459J WULFS GUARDIAN 5074G
EXLR MODERATOR 053M CM POLLED KATIE
EXLR EMPRESS 502K EXLR POLLED RESOLVE 175G
RADS BLACK PRODIGY B&L EMPRESS 2117
EXLR BLACKCAP 1041S COLE FIRST DOWN 46D
EXLR BLACKCAP 4174K RADS POLL BLACK POWDER I
B & L BLACKCAP 3078 EXLR INTRIGUE 361G
B & L BLACKCAP 3078 B & L BLACKCAP 3078

CED	BW	WW	YW	MA	CEM	SC	DOC	CW	RE	YG	MS	\$MI
8	-0.6	37	68	20	-1	0.3	11	10	-.08	.16	.01	40

Black, Polled future herd bull with lots of balance and eye appeal.

321 | EXLR MISS EMMA 1027S

LIM-FLEX COW (75/65.8) DBL PLD DBL BLK
9/12/2006 EXLR 1027S LFF-1869767

GPFF BLAQUE RULON BLACK DIAMOND
LESF ASPHALT 9N QUAIL RUN RAMONA BP
GPFF EXTRA SWEET ELITE LKCC TOMAHAWKS TOUCHDOWN
EXLR RESOLVE 510K HC EXTRAORDINARY HCR 61X
EXLR MISS EMMA 135M EXLR POLLED RESOLVE 175G
EXLR MISS EMMA 014K EXAR ERICA 5246
WULFS GUARDIAN 5074G
EXAR MISS EMMA 515

CED	BW	WW	YW	MA	CEM	SC	DOC	CW	RE	YG	MS	\$MI
3	3.1	39	80	21	-5	0.5	N/A	2	.03	.15	.05	42

Due 9/11/09 to BC 7022 Raven 7965. Checked Safe.

This is a really nice pedigree by Asphalt and produced by EXLR Miss Emma who herself has produced many champions. This is a great opportunity.

321A | EXLR MODERATOR 217U

LIM-FLEX BULL (75/66.6) DBL PLD DBL BLK
9/1/2008 EXLR 217U LFM-1910191

EXLR JUDO 459J WULFS GUARDIAN 5074G
EXLR MODERATOR 053M CM POLLED KATIE
EXLR EMPRESS 502K EXLR POLLED RESOLVE 175G
LESF ASPHALT 9N B&L EMPRESS 2117
EXLR MISS EMMA 1027S GPFF BLAQUE RULON
EXLR MISS EMMA 135M GPFF EXTRA SWEET ELITE
EXLR MISS EMMA 135M EXLR RESOLVE 510K
EXLR MISS EMMA 014K

CED	BW	WW	YW	MA	CEM	SC	DOC	CW	RE	YG	MS	\$MI
7	1.4	42	79	18	-3	0.4	4	10	-.08	.24	.04	42

Balance EPD profile with this future herd sire. sired by EXLR Moderator.

322 | EXLR DAKOTA BELLE 281P

LIM-FLEX COW (62/55.2) PLD HOMO BLK
11/9/2004 EXLR 281P LFF-1784201

COLE FIRST DOWN 46D LKCC TOMAHAWKS TOUCHDOWN
CARROUSELS LEGEND COLE 2155P
COLE CATALINA 3309C MAYS BLACK JET
LEACHMAN DIAMONDBACK COLE 21 R
EXLR DAKOTA BELLE 248M CONNEALY FRONTLINE
EXLR DAKOTA BELLE 5108J LEACHMAN BLACKBIRD 5016
S DAKOTA BELLE 933 EXLR POLLED BENCHMARK709G

CED	BW	WW	YW	MA	CEM	SC	DOC	CW	RE	YG	MS	\$MI
13	-0.2	42	76	28	5	0.2	N/A	17	.1	.13	.06	44

Due 10/5/09 to MAGS Remote. Checked Safe.

This black, polled Legend daughter has a nice look and a proven dam.

322A | EXLR ASPHALT 257U

PERCENTAGE BULL (81/71.0) DBL PLD HOMO BLK
9/20/2008 EXLR 257U NXM-1910418

GPFF BLAQUE RULON BLACK DIAMOND
LESF ASPHALT 9N QUAIL RUN RAMONA BP
GPFF EXTRA SWEET ELITE LKCC TOMAHAWKS TOUCHDOWN
CARROUSELS LEGEND HC EXTRAORDINARY HCR 61X
EXLR DAKOTA BELLE 281P COLE FIRST DOWN 46D
EXLR DAKOTA BELLE 248M COLE CATALINA 3309C
LEACHMAN DIAMONDBACK
EXLR DAKOTA BELLE 5108J

CED	BW	WW	YW	MA	CEM	SC	DOC	CW	RE	YG	MS	\$MI
6	1.5	36	70	23	-1	0.5	12	-3	.19	-.02	-.02	40

This is a herd bull in the making, sired by Asphalt.



LIMOUSIN

Purebred & Lim-Flex Cows with Lim-Flex Bull Calves

323 | EXLR HAYLEY N064

PUREBRED COW (100/88.7) PLD DBL BLK
3/20/2003 EXLR 064N NPF-1715310

COLE FIRST DOWN 46D LKCC TOMAHAWKS TOUCHDOWN
RADS BLACK PRODIGY COLE 2155P
RADS POLL BLACK POWDER I NMCC POLLED BLACK POWDER
PERF 670U
WULFS DAWSON 4421D LKCC TOMAHAWKS TOUCHDOWN
EXLR HAYLEY 7250L MISS WOLFETTE 4221S
EXLR 770G EXLR BROADWAY 041E
EXLR 729E

CED	BW	WW	YW	MA	CEM	SC	DOC	CW	RE	YG	MS	\$MI
5	0.8	38	69	19	-2	0.0	21	4	.02	-.04	-.04	40

Due 9/29/09 to EXAR Titlelist T011. Checked Safe.

A really nice attractive female. The Hayley cow family has work well.

323A | EXLR MIDLAND 215U

LIM-FLEX BULL (50/44.4) DBL PLD DBL BLK
8/30/2008 EXLR 215U LFM-1910189

BR MIDLAND TWIN VALLEY PRECISIONE161
WK MIDLAND 4182 BR ROYAL LASS 7036-19
WK QUEEN 0095 CONNEALY DATELINE
RADS BLACK PRODIGY WK QUEEN 7286
EXLR HAYLEY N064 COLE FIRST DOWN 46D
EXLR HAYLEY 7250L RADS POLL BLACK POWDER I
EXLR 770G WULFS DAWSON 4421D
EXLR 770G EXLR 770G

CED	BW	WW	YW	MA	CEM	SC	DOC	CW	RE	YG	MS	\$MI
10	-0.5	43	85	19	1	N/A	N/A	11	-.34	.20	.21	49

Black, polled future herd sire.

324 | LOGAN'S LIDIA 417L

PUREBRED COW (100/91.9) DBL PLD DBL BLK
4/14/2001 SKLS 417L NPF-1625561

WULFS QUARTERBACK 4222B LKCC TOMAHAWKS TOUCHDOWN
JCL BACK FIRE MISS WOLFETTE 4221S
JCL SANDRA OTSS BROKER 2124B
JCL MOLLY
JCL BLACK OUT LKCC TOMAHAWKS TOUCHDOWN
DBDV EMOTIONS 311E JCL MADELINE
DVFC MARIAH 402C GLNM POLLED RYAN 016A
HVRM 570T

CED	BW	WW	YW	MA	CEM	SC	DOC	CW	RE	YG	MS	\$MI
4	0.7	37	86	17	1	0.3	18	11	-.47	-.08	-.06	40

Due 9/11/09 to EXAR Spartan 6225. Checked Safe.

A real nice female by JCL Back Fire. Nice EPDs with a good look. Her dam was a proven donor.

324A | EXLR MIDLAND 232U

LIM-FLEX BULL (50/46.0) DBL PLD DBL BLK
9/5/2008 EXLR 232U LFM-1910203

BR MIDLAND TWIN VALLEY PRECISIONE161
WK MIDLAND 4182 BR ROYAL LASS 7036-19
WK QUEEN 0095 CONNEALY DATELINE
JCL BACK FIRE WK QUEEN 7286
LOGAN'S LIDIA 417L WULFS QUARTERBACK 4222B
DBDV EMOTIONS 311E JCL SANDRA
JCL BLACK OUT JCL BLACK OUT
DVFC MARIAH 402C DVFC MARIAH 402C

CED	BW	WW	YW	MA	CEM	SC	DOC	CW	RE	YG	MS	\$MI
10	-0.6	43	94	18	2	N/A	N/A	14	-.11	-.19	.20	49

Herd-sire prospect by WK Midland 4182.

325 | QUAIL RUN HEARTS BP

LIM-FLEX COW (50/43.6) HOMO PLD HOMO BLK
2/14/2001 QRRS 103L LFF-1633470

JCL BLACK OUT LKCC TOMAHAWKS TOUCHDOWN
QUAIL RUN BLACK LABEL BP JCL MADELINE
LKCC SMITH CATTLE 418A LKCC BLACK LOTO 1079W
LKCC SMITH CATTLE 618R
G T VECTOR SCOTCH CAP
SUMMITCREST ELINE D275 G T FIRST LADY 44
SUMMITCREST ELINE Z405 B R MONOPOLY
SUMMITCREST ELINE R251

CED	BW	WW	YW	MA	CEM	SC	DOC	CW	RE	YG	MS	\$MI
-2	2.5	36	75	12	-2	0.3	N/A	5	-.23	.22	.11	43

Due 10/8/09 to MAGS Remote. Checked Safe.

This has been one of the really great ones at Express. She is a past donor and a really good Lim-Flex cow.

325A | EXLR ASPHALT 316U


LIM-FLEX BULL (75/65.2) DBL PLD HOMO BLK
11/20/2008 EXLR 316U LFM-1918034

GPFF BLAQUE RULON BLACK DIAMOND
LESF ASPHALT 9N QUAIL RUN RAMONA BP
GPFF EXTRA SWEET ELITE LKCC TOMAHAWKS TOUCHDOWN
QUAIL RUN BLACK LABEL BP HC EXTRAORDINARY HCR 61X
QUAIL RUN HEARTS BP JCL BLACK OUT
SUMMITCREST ELINE D275 LKCC SMITH CATTLE 418A
SUMMITCREST ELINE Z405 G T VECTOR
SUMMITCREST ELINE Z405

CED	BW	WW	YW	MA	CEM	SC	DOC	CW	RE	YG	MS	\$MI
-1	3.0	34	70	15	-5	0.5	N/A	-9	.02	.03	.01	40

Super attractive future herd sire who is sired by Asphalt.





EXLR REBECA 1019P

A granddaughter of LVLS Rebeca, the dam of Lot 326.
Daughter of BR Midland, sire of Lots 326 & 328.

326

EXLR REBECA 1014S

LIM-FLEX COW (43/41.1) DBL PLD BLK
8/28/2006 EXLR 1014S LFF-1869755

TWIN VALLEY PRECISIONE161... GAR PRECISION 1680
BR MIDLAND WCC BLACKCAP C9
BR ROYAL LASS 7036-19... S A F NEUTRON
S A F ROYAL LASS 7036
POLLED PACK LEADER 1182U... YKCC ATLANTIC 397N
LVLS REBECA MISS WOLFETTE 1150N
WZRK MISS VICTOR 707T... STRETCH'S VICTOR 014M
WZRK 42G

CED	BW	WW	YW	MA	CEM	SC	DOC	CW	RE	YG	MS	\$MI
7	0.2	46	93	19	3	0.4	7	20	-.02	.08	.37	57

LOT 326A—EXLR REBECA 135W, NXF-1926380, a 3/19/09 DBL black, DBL polld heifer by EXAR Prime Premium 6444. BW: 88.



LVLS REBECA

Dam of Lot 326.

327

EXLR REBECA 776S

LIM-FLEX COW (75/64.9) DBL PLD DBL BLK
3/23/2006 EXLR 776S LFF-1837184

GPFF BLAQUE RULON... BLACK DIAMOND
LESF ASPHALT 9N QUAIL RUN RAMONA BP
GPFF EXTRA SWEET ELITE... LKCC TOMAHAWKS TOUCHDOWN
HC EXTRAORDINARY HCR 61X
NORTHERN IMPROVEMENT 4480 TC STOCKMAN 365
EXLR REBECA 757M BLACKCAP OF RR 5367
EXLR REBECA 306J... WULFS GUARDIAN 5074G
LVLS REBECA

CED	BW	WW	YW	MA	CEM	SC	DOC	CW	RE	YG	MS	\$MI
4	-0.1	26	61	21	-3	0.3	15	-15	-.07	-.01	.01	38

LOT 327A—EXLR REMOTE 052W, LFM-1924561 (75% LF), a 2/14/09 DBL black, DBL polld bull by MAGS Remote. BW: 56.

328

EXLR JEZABEL 766S

LIM-FLEX COW (50/50.0) PLD BLK
3/21/2006 EXLR 766S LFF-1836847

TWIN VALLEY PRECISIONE161... GAR PRECISION 1680
BR MIDLAND WCC BLACKCAP C9
BR ROYAL LASS 7036-19... S A F NEUTRON
S A F ROYAL LASS 7036
SOGF SPECIAL K 247B... GOLDENVIEWKRUGERRAND 250K
SLF JEZABEL SOGF LONESOME DOVE 832W
DVFC ROYAL DREAM 1105D... TEXS RANGER PRIMO
SOULES QUEEN 35V

CED	BW	WW	YW	MA	CEM	SC	DOC	CW	RE	YG	MS	\$MI
7	-0.9	46	89	24	-1	-0.1	7	14	-.07	.08	.35	56

LOT 328A—EXLR JEZABEL 054W, LFF-1924563 (75% LF), a 2/15/09 DBL black, DBL polld heifer by LESF Asphalt 9N. BW: 66.

329

EXLR MS AMBROSIA 069T

PUREBRED COW (100/93.4) PLD BLK
2/7/2007 EXLR 069T NPF-1866701

GPFF BLAQUE RULON... BLACK DIAMOND
LESF ASPHALT 9N QUAIL RUN RAMONA BP
GPFF EXTRA SWEET ELITE... LKCC TOMAHAWKS TOUCHDOWN
HC EXTRAORDINARY HCR 61X
HARVEST OLYMPUS... WINTERSHALL JUPITER
EAFF MS AMBROSIA 261J LABORIEUSE
SOGF AMBER KRUG 264B... GOLDENVIEWKRUGERRAND 250K
EJPS AMBER

CED	BW	WW	YW	MA	CEM	SC	DOC	CW	RE	YG	MS	\$MI
-2	3.9	42	75	20	-8	0.7	7	-6	.53	-.29	-.10	41

Due before sale day to EXAR Prime Star 70104.

Sired by the HOMO black, HOMO polld Asphalt, her dam represents the best in full blood genetics. Maternal sister to Lot 330.

330

EXLR AMBROSIA 7139T


PUREBRED COW (87/83.7) PLD BLK
4/2/2007 EXLR 7139T NPF-1872436

JCL LODESTAR 27L... HUNTS HI-LITER 245G
MAGS REMOTE LOGAN'S CHEERLEADER 280G
MAGS 13M... MAGS JUMANJI
WK QUEEN LASSIE 0332
HARVEST OLYMPUS... WINTERSHALL JUPITER
EAFF MS AMBROSIA 261J LABORIEUSE
SOGF AMBER KRUG 264B... GOLDENVIEWKRUGERRAND 250K
EJPS AMBER

CED	BW	WW	YW	MA	CEM	SC	DOC	CW	RE	YG	MS	\$MI
5	2.5	59	101	21	-1	0.8	10	30	.37	-.03	.02	49

A maternal sister to Lot 329. This daughter by MAGS Remote was produced by EAFF Ms. Ambrosia 261J who is best known for being a bull sister to the famed fullblood sire EAFF Rejuvenator.

LOT 330A—EXLR MIDLAND 071W, LFM-1924881 (43% LF), a 2/19/09 DBL black, DBL polld bull by BR Midland. BW: 90.



EAFF MISS AMBROSIA 261J

Dam of Lots 329 & 330.



EXLR MOLLY 4152J

Dam of Lot 334. 2000 National Reserve Grand Champion Female.

331 | EXLR EMULOUS 007S

PUREBRED COW (87/78.3) DBL PLD DBL BLK
2/6/2006 EXLR 007S NPF-1844299

GPFF BLAQUE RULON BLACK DIAMOND
CARROUSELS PEAK POWER
 HC CHERISH QUAIL RUN RAMONA BP
 HC POLLED MANHATTAN
 HAGO MISTY MORNING
 COLE FIRST DOWN 46D
 RADS BLACK PRODIGY RADS POLL BLACK POWDER I
EXLR EMULOUS 780P
 EXLR MISS EMULOUS 463K WULFS GUARDIAN 5074G
 GREENWAY MISSEMULOUS 717

CED	BW	WW	YW	MA	CEM	SC	DOC	CW	RE	YG	MS	\$MI
5	0.4	36	67	20	-1	0.4	20	2	.57	-.15	-.08	39

A daughter of Peak Power who traces back to the very predictable cow family Greenway Miss Emulous 717.

LOT 331A—EXLR REMOTE 050W, NXM-1924559, a 2/13/09 black, polled bull by MAGS Remote. BW: 70.

332 | EXLR BLACK CAP 7123T

PUREBRED COW (87/77.6) DBL PLD DBL BLK
3/31/2007 EXLR 7123T NPF-1872426

GPFF BLAQUE RULON BLACK DIAMOND
LESF ASPHALT 9N
 GPFF EXTRA SWEET ELITE QUAIL RUN RAMONA BP
 LKCC TOMAHAWKS TOUCHDOWN
 HC EXTRAORDINARY HCR 61X
 KRMC BLACK LEGACY 917B
 EXLR POLLED RESOLVE 175G ... LKCC SMITH CATTLE 110C
EXLR BLACKCAP 437K
 EXLR 5118H WULFS CHANCELLOR 0210C
 SUMMITCREST BLACKCAP Z250

CED	BW	WW	YW	MA	CEM	SC	DOC	CW	RE	YG	MS	\$MI
4	4.8	53	86	22	-6	0.8	9	15	.25	-.02	.00	46

A really nice Asphalt female whose dam has produced many sale features. A full sister to Lot 333.

LOT 332A—EXLR Prime Star 143W, a 3/24/09 black, polled bull by EXAR Prime Star 7086. BW: 88.

333 | EXLR BLACK CAP 7134T

PUREBRED COW (87/77.6) DBL PLD DBL BLK
4/2/2007 EXLR 7134T NPF-1872434

GPFF BLAQUE RULON BLACK DIAMOND
LESF ASPHALT 9N
 GPFF EXTRA SWEET ELITE QUAIL RUN RAMONA BP
 LKCC TOMAHAWKS TOUCHDOWN
 HC EXTRAORDINARY HCR 61X
 KRMC BLACK LEGACY 917B
 EXLR POLLED RESOLVE 175G ... LKCC SMITH CATTLE 110C
EXLR BLACKCAP 437K
 EXLR 5118H WULFS CHANCELLOR 0210C
 SUMMITCREST BLACKCAP Z250

CED	BW	WW	YW	MA	CEM	SC	DOC	CW	RE	YG	MS	\$MI
4	6.4	53	90	22	-6	0.8	9	5	.14	-.03	.01	46

A full sister to Lot 332. The donor-dam of these two sisters recently was a sale feature and was purchased by Thomas & Sons Farm.

LOT 333A—EXLR Prime Star 148W, a 3/27/09 black, polled bull by EXAR Prime Star 7086. BW: 99.

334 | EXLR MOLLY 707S

PUREBRED COW (100/89.2) PLD BLK
3/8/2006 EXLR 707S NPF-1832913

COLE FIRST DOWN 46D LKCC TOMAHAWKS TOUCHDOWN
 COLE 2155P
RADS BLACK PRODIGY
 RADS POLL BLACK POWDER I ... NMCC POLLED BLACK POWDER
 PERF 670U
 EXLR DAKOTA 353G WULF'S COUNT DOWN 9251C
EXLR MOLLY 4152J
 EXLR MOLLY 343G CANE RIDGE DAPHNE 011D
 CANE RIDGE POLLED WYATT
 JCL MOLLY

CED	BW	WW	YW	MA	CEM	SC	DOC	CW	RE	YG	MS	\$MI
6	0.8	42	70	27	2	0.0	16	6	.34	-.06	-.06	41

This Black Prodigy female has a powerful pedigree. Her dam, the famous EXLR Molly 4152J, has produced many sale features and numerous show champions.

LOT 334A—EXLR Prime Star 142W, a 3/24/09 black, polled bull by EXAR Prime Star 7086. BW: 76.



335 | EXLR SPLASH 255R

LIM-FLEX COW (50/50.0) PLD BLK
9/1/2005 EXLR 255R LFF-1827015

BON VIEW NEW DESIGN 1407 ... B/R NEW DESIGN 036
EXAR NEW LOOK 2971 BON VIEW PRIDE 664
N BAR PRIMROSE 2424 ... EMULATION 31
PRIMROSE N BAR 9962
AUTO CLIFF HANGER 194D ... TEXS RANGER PRIMO
EXLR SPLASH 556N YKCC HEART THROB 141W
AUTO SPLASH 275G ... SOGF SPECIAL K 247B
TEXS STAR GRAND SLAM

CED	BW	WW	YW	MA	CEM	SC	DOC	CW	RE	YG	MS	\$MI
7	0.8	43	91	29	0	0.4	0	1	-0.09	.08	.18	49

Sired by the performing Angus sire EXAR New Look, the dam side of this pedigree is production at it's finest. Check out the balanced EPD profile.

LOT 335A—EXLR SATURN 124W, LFM-1925958 (65% LF), a 3/12/09 DBL black, DBL polled bull by EXLR Saturn 040S. BW: 90.

337 | EXLR KATHY 403R

PUREBRED COW (93/81.9) DBL PLD DBL BLK
11/19/2005 EXLR 403R NPF-1827077

COLE FIRST DOWN 46D ... LKCC TOMAHAWKS TOUCHDOWN
COLE 61M COLE 2155P
COLE 23F ... COLE BLACK POLL DIVIDEND
COLE 112M
EXLR INTRIGUE 361G ... WULF'S COUNT DOWN 9251C
EXLR KATHY 366L CANE RIDGE DAPHNE 011D
EXLR 5162G ... LKCC EXPRESSWAY 193C
BLACKKATHY GRE 49B

CED	BW	WW	YW	MA	CEM	SC	DOC	CW	RE	YG	MS	\$MI
9	0.3	34	67	17	4	1.0	14	18	.39	.07	.08	42

Due before sale day to RPLF RAMBO 202R.

A really nice young female by COLE 61M.

339 | TYEJ SHERLENE

LIM-FLEX COW (75/70.2) DBL PLD BLK
2/23/2006 TYEJ 402S LFF-1841683

EXLR GUARDIAN 461K ... WULFS GUARDIAN 5074G
EXLR INDEPENDENCE GREENWAY MISSEMULOUS 717
EXLR 5170H ... WULFS CHANCELLOR 0210C
B & L ANNIE 4288
SCF POLLED SHERIFF 343B ... SCF POLLED RUCKUS 780X
ARATORS SHERLENE 571D SBSH LINDA 01S
TJSM FRIENDLY SKIES 212W ... POLLED SKY 1162S
QUEEN OF ARATOR 596U

CED	BW	WW	YW	MA	CEM	SC	DOC	CW	RE	YG	MS	\$MI
7	1.9	38	72	22	-1	0.4	N/A	N/A	N/A	N/A	N/A	N/A

A really nice EXLR Independence female who is an outcross on the dam's side.

LOT 339A—EXLR SHERLENE 069W, NXF-1924879, a 2/18/09 DBL black, DBL polled heifer by EXLR Saturn 040S. BW: 89.

341 | EXLR MARTHA 701S

LIM-FLEX COW (50/43.0) DBL PLD DBL BLK
3/4/2006 EXLR 701S LFF-1833348

COLE FIRST DOWN 46D ... LKCC TOMAHAWKS TOUCHDOWN
COLE 61M COLE 2155P
COLE 23F ... COLE BLACK POLL DIVIDEND
COLE 112M
ANKONIAN BOLD RULER A5208 ... NELSON BOLD RULER
W D MARTHA 3732 ANKONY MISS EMULOUS 000N3
DUNTHORPE MARTHA 689 ... PREMIER PROGRESSOR
BRANDY ROCK ERICA 342

CED	BW	WW	YW	MA	CEM	SC	DOC	CW	RE	YG	MS	\$MI
10	-1.4	28	64	13	5	0.8	10	34	-0.33	.36	.31	47

The COLE 61M females have been real productive at Express. We believe you will like this one as well.

LOT 341A—EXLR MARTHA 056W, LFF-1924565 (75% LF), a 2/15/09 DBL black, DBL polled heifer by Carrousel's Pure Power. BW: 94.

336 | EXLR NANCY 402R

LIM-FLEX COW (62/55.7) PLD DBL BLK
11/18/2005 EXLR 402R LFF-1827076

H B A R NEW DESIGN 035 ... BON VIEW NEW DESIGN 1407
EXLR NEW DESIGN N062 P A F LADY PRIMROSE 6565
EXLR SKYLINE LADY 248L ... WULFS FANFARE 4055F
EXLR SKYLINE LADY 6083
AUTO BLACK DAKOTA 129J ... EXLR DAKOTA 353G
EXG NANCY H78N RVDR DFCL JET SET BPC 34Y
BGRR HOLLY ... WULFS FRANCHISE 2443F
SOGF ORIONS GLIMMER 078Y

CED	BW	WW	YW	MA	CEM	SC	DOC	CW	RE	YG	MS	\$MI
7	2.5	60	109	42	5	0.4	N/A	16	.09	.01	.08	51

Due before sale day to RPLF RAMBO 202R.

Sired by the 1407 son EXAR New Design N062 and produced by a former Riverdale sale feature EXG Nancy H78N.

338 | EXLR DREAM GIRL 409R

PUREBRED COW (100/89.2) PLD DBL BLK
11/27/2005 EXLR 409R NPF-1827081

COLE FIRST DOWN 46D ... LKCC TOMAHAWKS TOUCHDOWN
CARROUSELS LEGEND COLE 2155P
COLE CATALINA 3309C ... MAYS BLACK JET
COLE 21R
EXLR DAKOTA 353G ... WULF'S COUNT DOWN 9251C
EXLR DREAM GIRL M801 CANE RIDGE DAPHNE 011D
DVFC DREAM GIRL 919D ... JCL BLACK OUT
TEXS STAR NIKKI

CED	BW	WW	YW	MA	CEM	SC	DOC	CW	RE	YG	MS	\$MI
12	-0.8	32	65	21	5	0.4	17	11	.49	-.06	-.08	37

Due before sale day to RPLF RAMBO 202R.

This Carrousel's Legend female traces back to the famed Dream Girl family.

340 | BBPB SURPRIZE 575S

LIM-FLEX COW (75/69.0) PLD DBL BLK
3/6/2006 BBPB 575S LFF-1847670

WADDLES COBALT 3106 ... D&M POLLED BRITE-LITES
HUNTS HI-LITER 245G MISS WOLFETTE 9230X
TNUH MISS C245 ... RUNL 486A
MS ROTT 172A
BEE BEE PROMPTER ... LEACHMAN PROMPTER
CBLR MISS BLACK 358J BEE BEE BARBARA 96
CBLR POLLED SURPRIZE 138X ... DESPERADO 5103 T
SURPRIZE PACK

CED	BW	WW	YW	MA	CEM	SC	DOC	CW	RE	YG	MS	\$MI
6	2.4	50	90	18	3	0.4	16	31	.02	.19	.21	51

This is a nice outcross pedigree. The choice in breeding decisions could be endless in this female.

LOT 340A—EXLR REMOTE 067W, LFM-1924877 (75% LF), a 2/17/09 DBL black, DBL polled bull by MAGS Remote. BW: 95.

342 | EXLR PRINCESS 706S

LIM-FLEX COW (50/44.9) HOMO PLD DBL BLK
3/7/2006 EXLR 706S LFF-1832912

GPFF BLAQUE RULON ... BLACK DIAMOND
CARROUSELS PURE POWER QUAIL RUN RAMONA BP
TUBB FIRST CLASS 666F ... WULFS RAMBLER 8400X
TUBB MISS P UPDATE 089Y
W K RAINMAN 3204 ... KESSLERS RAINMAN 002
BOX L PRINCESS 8551 LLB KINCHTRY ANN 175Z
BOX L PRINCESS 200 ... EILEENMERE LAD W K 8008
BLACKCAP BESS H K 530

CED	BW	WW	YW	MA	CEM	SC	DOC	CW	RE	YG	MS	\$MI
6	1.1	47	81	19	1	0.6	3	36	.01	.23	.06	44

A daughter of Carrousel's Pure Power whose dam traces back to the very predictable Box L Princess family.

LOT 342A—EXLR REMOTE 147W, a 3/25/09 black, polled bull by MAGS Remote. BW: 92.



343 | EXLR EMMA 710S

LIM-FLEX COW (75/68.9) DBL PLD DBL BLK
3/10/2006 EXLR 710S LFF-1832916

GPFF BLAQUE RULON BLACK DIAMOND
CARROUSELS PEAK POWER QUAIL RUN RAMONA BP
HC CHERISH..... HC POLLED MANHATTAN
HACO MISTY MORNING
WULFS CHANCELLOR 0210C..... WULF'S CHALLENGER 6044Y
EXLR 5103H MISS WOLFETTE 0210Y
SUMMITCREST EMMA 368Z..... HOFF PROTOTYPE S C 357
SUMMITCREST EMMA 346W

CED	BW	WW	YW	MA	CEM	SC	DOC	CW	RE	YG	MS	\$MI
0	4.5	44	84	21	-3	0.6	12	10	.37	-.06	-.02	43

Carrousel's Peak Power has done a very nice job at Express.

LOT 343A—EXLR PRIME STAR 031W, LFM-1924098 (37% LF), a 2/8/09 DBL black, DBL polled bull by Gardens Prime Star. BW: 78

345 | EXLR JOCELYN 7260S

PUREBRED COW (100/87.9) DBL PLD DBL BLK
9/11/2006 EXLR 7260S NPF-1848716

GPFF BLAQUE RULON BLACK DIAMOND
LESF ASPHALT 9N QUAIL RUN RAMONA BP
GPFF EXTRA SWEET ELITE..... LKCC TOMAHAWKS TOUCHDOWN
HC EXTRAORDINARY HCR 61X
LVLS POLLED BLACK JACK MAYS BLACK JET
GPFF BLACK JOCELYN LVLS REBECA
KRMIC HOLIJO 331D..... NICO POLLED LEGACY
HOLIJO 103

CED	BW	WW	YW	MA	CEM	SC	DOC	CW	RE	YG	MS	\$MI
3	3.4	39	73	24	-5	0.7	9	3	.36	-.08	-.03	41

Sired by the HOMO black, HOMO polled sire Asphalt. Her dam is the very recognizable GPF Black Jocelyn.

LOT 345A—EXLR 163W, a 4/5/09 DBL black, DBL polled bull by EXAR Prime Premium 6444. BW: 98.

347 | EXLR LISA 016T

LIM-FLEX COW (46/43.0) DBL PLD DBL BLK
1/23/2007 EXLR 016T LFF-1868466

SUMMITCRESTHIGHPRIME 0H29 GARDENS PRIME TIME
EXLR PROMINENT 1023P SUMMITCREST MISSIE 2F55
EXLR LIBERTY 616L..... EXLR POLLED BENCHMARK709G
EXLR 5101G
EXAR MIDLAND 3913..... BR MIDLAND
EXLR LISA 064R BASIN TROJAN ERICA 853K
EXLR LISA N856..... JCL NEW ORLEANS
LOGAN'S LISA 319L

CED	BW	WW	YW	MA	CEM	SC	DOC	CW	RE	YG	MS	\$MI
12	-0.8	37	81	18	3	-0.3	N/A	-11	-.25	.11	.17	47

A real nice Lim-Flex female by the past carload member EXLR Prominent 1023P.

LOT 347A—EXLR LISA 134W, NXF-1926379, a 3/18/09 DBL black, DBL polled heifer by EXAR Prime Star 70104. BW: 68.

349 | EXLR LADY BELO 148T

PUREBRED COW (100/87.1) DBL PLD DBL BLK
3/15/2007 EXLR 148T NPF-1868524

GPFF BLAQUE RULON BLACK DIAMOND
CARROUSELS PEAK POWER QUAIL RUN RAMONA BP
HC CHERISH..... HC POLLED MANHATTAN
HACO MISTY MORNING
COLE MAELSTROM 38M COLE FIRST DOWN 46D
EXLR LADY BELO 714R COLE 92G
EXLR 541H..... WULF'S COUNT DOWN 9251C
LADY BELO 234B

CED	BW	WW	YW	MA	CEM	SC	DOC	CW	RE	YG	MS	\$MI
1	4.5	48	81	27	1	0.8	15	11	.68	-.15	-.15	40

A nice Lim-Flex young female by Carrousel's Peak Power.

LOT 349A—EXLR LADY BELO 131W, LFF-1925965 (50% LF), a 3/16/09 DBL black, DBL polled heifer by EXAR Prime Star 7086. BW: 78

344 | EXLR PUDGE 7132S

LIM-FLEX COW (50/45.4) DBL PLD DBL BLK
3/31/2006 EXLR 7132S LFF-1833373

GPFF BLAQUE RULON BLACK DIAMOND
CARROUSELS PEAK POWER QUAIL RUN RAMONA BP
HC CHERISH..... HC POLLED MANHATTAN
HACO MISTY MORNING
EXAR EXT 7113 N BAR EMULATION EXT
EXR PUDGE 555J A&B BLACKBIRD 4079
EXAR PUDGE 5178..... B & L COMPUTER 2099
SUN UP PUDGE 731

CED	BW	WW	YW	MA	CEM	SC	DOC	CW	RE	YG	MS	\$MI
5	1.1	38	77	17	-1	0.7	N/A	0	.02	.07	.07	43

A nice Carrousel's Peak Power female who traces back to a very nice cow family in our Angus division.

LOT 344A—EXLR SATURN 127W, LFM-1925961 (65% LF), a 3/14/09 DBL black, DBL Polled bull by EXLR Saturn 040S. BW: 80

346 | EXLR IRIS 753S

PERCENTAGE COW (81/73.3) DBL PLD DBL BLK
3/20/2006 EXLR 753S NXF-1832951

GPFF BLAQUE RULON BLACK DIAMOND
CARROUSELS PEAK POWER QUAIL RUN RAMONA BP
HC CHERISH..... HC POLLED MANHATTAN
HACO MISTY MORNING
EXLR RIGHT ON TIME 106J WULF'S COUNT DOWN 9251C
EXLR 516G
EXLR LIM-FLEX 62 7180 M EXLR POLLED RESOLVE 175G
EXLR IRIS 519K SUMMITCREST BOLD IRIS053B

CED	BW	WW	YW	MA	CEM	SC	DOC	CW	RE	YG	MS	\$MI
2	3.4	46	86	21	-2	0.9	12	8	.47	-.02	-.12	40

Carrousel's Peak Power has worked well on the EXLR Right Time cows at Express.

LOT 346A—EXLR REMOTE 085W, NXM-1925483, a 2/25/09 DBL black, DBL polled bull by MAGS Remote. BW: 90.

348 | EXLR EILEEN 112T

PERCENTAGE COW (78/69.3) DBL PLD DBL BLK
2/20/2007 EXLR 112T NXF-1868510

JCL LODESTAR 27L HUNTS HI-LITER 245G
MAGS REMOTE LOGAN'S CHEERLEADER 280G
MAGS 13M..... MAGS JUMANJI
WK QUEEN LASSIE 0332
RADS BLACK PRODIGY..... COLE FIRST DOWN 46D
EXLR EILEEN 155R RADS POLL BLACK POWDER I
EXLR EILEEN 013M EXLR RIGHT ON TIME 106J
EXLR 539H

CED	BW	WW	YW	MA	CEM	SC	DOC	CW	RE	YG	MS	\$MI
9	0.6	48	84	26	4	0.6	17	25	-.01	.22	.11	46

Sired by MAGS Remote and produced by EXLR Eileen 155R.

LOT 348A—EXLR PRIME STAR 125W, LFM-1925959 (39% LF), a 3/13/09 DBL black, DBL polled heifer by EXAR Prime Star 70104. BW: 80.





350 | EXLR MISS EMMA 091S

LIM-FLEX COW (37/34.6) DBL PLD DBL BLK
4/22/2006 EXLR 091S LFF-1844361

BOYD NEW DAY 8005 AAR NEW TREND
MCC NEW DAWN 4023 S V F FOREVER LADY 57D
MCC MISS TRANSFORMATION N BAR EMULATION EXT
DJ GENTLEMAN IN BLACK M C C MISS TRANSFORMER612
EXLR MISS EMMA 041P COLE FIRST DOWN 46D
EXLR MISS EMMA 1001L DJ ESSENCE
EXLR POLLED BENCHMARK709G
GREENWAY MISSEMULOUS 717

CED	BW	WW	YW	MA	CEM	SC	DOC	CW	RE	YG	MS	\$MI
N/A	3.6	55	100	27	N/A	N/A	N/A	44	-0.9	.30	.19	51

The only MCC New Dawn-sired female in this offering. The dam side of the pedigree is awesome in every way.

LOT 350A—EXLR MISS EMMA 075W, LFF-1924885 (59% LF), a 2/20/09 DBL black, DBL polled heifer by EXLR Saturn 040S. BW: 88.

352 | EXLR JACKIE 7137T

LIM-FLEX COW (75/68.8) PLD BLK
4/2/2007 EXLR 7137T LFF-1870930

EXLR LATIGO 029M EXLR DAKOTA 353G
BOHI PEACEMAKER 419P EXLR LUVLY 084F
AUTO ELITE 270F JCL BLACK OUT
STBR GRACIOUS GIRL
LVLS POLLED BLACK JACK MAYS BLACK JET
BOHI LIM FLEX 13P LVLS REBECA
MAGS 3427K R R SCOTCHCAP 9440
ANGUS DAM

CED	BW	WW	YW	MA	CEM	SC	DOC	CW	RE	YG	MS	\$MI
0	3.3	47	92	23	0	0.4	N/A	27	.33	.00	-.03	43

Sired by BOHI Peacemaker, a son of EXLR Latigo 029M.

LOT 352A—EXLR Prime Star 145W, a 3/25/09 black, polled bull by EXAR Prime Star 70104. BW: 94.

354 | EXLR MARTHA 731T

LIM-FLEX COW (59/53.5) DBL PLD DBL BLK
3/17/2007 EXLR 731T LFF-1870895

SUMMITRESTHIGHPRIME 0H29 GARDENS PRIME TIME
EXLR PROMINENT 1023P SUMMITREST MISSIE 2F55
EXLR LIBERTY 616L EXLR POLLED BENCHMARK709G
EXLR 5101G
COLE MAELSTROM 38M COLE FIRST DOWN 46D
EXLR MARTHA 036R COLE 92G
EXLR MARTHA 161M WULFS FANFARE 4055F
W D MARTHA 3732

CED	BW	WW	YW	MA	CEM	SC	DOC	CW	RE	YG	MS	\$MI
14	-2.4	23	58	32	5	0.3	N/A	-23	-.45	.11	.05	38

Sired by EXLR Prominent 1023P and produced by a COLE Maelstrom female.

LOT 354A—EXLR PRIME STAR 130W, LFM-1925964 (29% LF), a 3/16/09 DBL black, DBL polled bull by EXAR Prime Star 70104. BW: 70.

355 | EXLR EMULOUS 8007T

LIM-FLEX COW (75/66.6) HOMO PLD DBL BLK
2/7/2007 EXLR 8007T LFF-1871462

JCL LODESTAR 27L HUNTS HI-LITER 245G
MAGS REMOTE LOGAN'S CHEERLEADER 280G
MAGS 13M MAGS JUMANJI
WK QUEEN LASSIE 0332
RADS BLACK PRODIGY COLE FIRST DOWN 46D
EXLR EMULOUS 7209P RADS POLL BLACK POWDER I
EXLR MISS EMULOUS 463K WULFS GUARDIAN 5074G
GREENWAY MISSEMULOUS 717

CED	BW	WW	YW	MA	CEM	SC	DOC	CW	RE	YG	MS	\$MI
8	1.9	51	84	18	3	0.4	20	26	.00	.20	.14	49

Without a doubt MAGS Remote has worked great in our program.

LOT 355A—EXLR EMULOUS 123W, LFF-1925957 (37% LF), a 3/11/09 DBL black, DBL polled heifer by BR Midland. BW: 68.

351 | EXLR BELLE 7136T

PUREBRED COW (87/80.2) DBL PLD DBL BLK
4/2/2007 EXLR 7136T NPF-1870929

GPFF BLAQUE RULON BLACK DIAMOND
CARROUSELS PEAK POWER QUAIL RUN RAMONA BP
HC POLLED MANHATTAN
HC CHERISH HACO MISTY MORNING
EXLR POLLED BENCHMARK709G WULFS DAWSON 4421D
EXLR BELLE 075K PMDB ALLIANCE
EXLR 513G CANE RIDGE MAVERICK 023D
C&C BELLE 428

CED	BW	WW	YW	MA	CEM	SC	DOC	CW	RE	YG	MS	\$MI
7	1.8	39	73	18	-1	0.5	12	2	.69	-.21	-.11	39

This young female sired by Carrousel's Peak Power should be a nice addition to anyone's program.

LOT 351A—EXLR FRANCHISE 110W, LFM-1925491 (43% LF), a 3/6/09 DBL black, DBL polled bull by Basin Franchise P142. BW: 76.

353 | EXLR BARB 7168T

LIM-FLEX COW (34/31.7) HOMO PLD HOMO BLK
4/10/2007 EXLR 7168T LFF-1870941

SUMMITRESTHIGHPRIME 0H29 GARDENS PRIME TIME
EXLR PROMINENT 1023P SUMMITREST MISSIE 2F55
EXLR LIBERTY 616L EXLR POLLED BENCHMARK709G
EXLR 5101G
BON VIEW NEW DESIGN 1407 ... B/R NEW DESIGN 036
EXLR BARB 170R BON VIEW PRIDE 664
EXLR BARB 1027M EXLR BROADWAY 041E
C & C BARB

CED	BW	WW	YW	MA	CEM	SC	DOC	CW	RE	YG	MS	\$MI
9	-2.5	33	74	28	2	-0.2	N/A	4	-.27	.2	.34	51

We think you will agree that the EXLR Prominent females will make nice productive cows.

LOT 353A—EXLR Prime Star 153W, a 3/30/09 black, polled bull by EXAR Prime Star 70104. BW: 78.



Sire of Lots 353 & 354.

356 | EXLR EMMA 8019T

PUREBRED COW (87/76.9) DBL PLD DBL BLK
3/19/2007 EXLR 8019T NPF-1871473

COLE FIRST DOWN 46D LKCC TOMAHAWKS TOUCHDOWN
COLE 61M COLE 2155P
COLE 23F COLE BLACK POLL DIVIDEND
COLE 112M
DJ GENTLEMAN IN BLACK COLE FIRST DOWN 46D
EXLR EMMA 731P DJ ESSENCE
EXLR MISS EMMA 014K WULFS GUARDIAN 5074G
EXAR MISS EMMA 515

CED	BW	WW	YW	MA	CEM	SC	DOC	CW	RE	YG	MS	\$MI
6	3.2	44	89	22	6	0.7	17	21	.39	.11	.10	46

A COLE 61M female who goes back to the immortal EXLR Blackcap family.

LOT 356A—EXLR PRIME STAR 132W, LFM-1926377 (43% LF), a 3/17/09 DBL black, DBL polled bull by EXAR Prime Star 7086. BW: 66.



LIMOUSIN

Purebred & Lim-Flex Cows with Lim-Flex Calves

357 | EXLR BLACK CAP 8027T

PUREBRED COW (87/75.6) DBL PLD DBL BLK
3/23/2007 EXLR 8027T NPF-1871480

COLE FIRST DOWN 46D LKCC TOMAHAWKS TOUCHDOWN
COLE 61M COLE 2155P
COLE 23F COLE BLACK POLL DIVIDEND
COLE 112M
COLE MONTANA SKY 36M ANDERS JAG
EXLR BLACK CAP 792P COLE 87G
EXLR BLACKCAP 4174K EXLR INTRIGUE 361G
B & L BLACKCAP 3078

CED	BW	WW	YW	MA	CEM	SC	DOC	CW	RE	YG	MS	\$MI
8	0.8	34	72	18	5	0.9	11	12	.18	.01	.06	42

LOT 357A—EXLR PRIME STAR 139W, LFM-1926384 (43% LF), a 3/22/09 DBL black, DBL polled bull by EXAR Prime Star 7086. BW: 70.

358 | EXLR LIM-FLEX 8075T

PUREBRED COW (87/80.8) DBL PLD BLK
4/14/2007 EXLR 8075T NPF-1873755

EXLR DAKOTA 353G WULF'S COUNT DOWN 9251C
SPRING CREEKS MATTHEW CANE RIDGE DAPHNE 011D
YK REGENCY 171D MAYS BLACK JET
YKCC SPRING FLING 264Y
EXLR LIMITED EDITION 765J EXLR POLLED BENCHMARK709G
EXLR LIM-FLEX 75 727 M WULF'S GLENDA 7021G
EXLR 516G CANE RIDGE MAVERICK 023D
B & L LASS 2041

CED	BW	WW	YW	MA	CEM	SC	DOC	CW	RE	YG	MS	\$MI
5	3.0	43	76	32	4	0.1	4	25	.57	-.14	-.08	41

Sired by Spring Creeks Matthew, this is a very attractive Lim-Flex female.

LOT 358A—EXLR PRIME STAR 111W, LFM-1925492 (43% LF), a 3/6/09 DBL black, DBL polled bull by EXAR Prime Star 7086. BW: 68.

359 | EXLR MELODY 8079T

LIM-FLEX COW (50/47.0) DBL PLD BLK
4/15/2007 EXLR 8079T LFF-1873759

C A FUTURE DIRECTION 5321 GAR PRECISION 1680
EXG FUTURE DIRECTION P819 C A MISS POWER FIX 308
LEACHMAN BLACKBIRD 8087 CONNEALY FRONTLINE
LEACHMAN BLACKBIRD 1112
EXLR OSCAR 727G POLLED DYNAMITE 5050C
MISS DS 2X
LIMOLYN MELODY DOKI SHOE SHINE 11B
HIGHLAND DIVINE CMA 98D HIGHLANDBLACKBEAUTYCMA115

CED	BW	WW	YW	MA	CEM	SC	DOC	CW	RE	YG	MS	\$MI
8	0.9	44	85	31	4	N/A	N/A	8	-.23	.05	.10	46

A real nice 2-year-old whose dam side pedigree is a nice Outcross cow family.

LOT 359A—EXLR SATURN 101W, LFM-1925485 (65%), a 3/2/09 DBL black, DBL polled bull by EXLR Saturn 040S. BW: 78.

360 | EXLR EMPRESS 8080T

LIM-FLEX COW (75/70.2) DBL PLD BLK
4/16/2007 EXLR 8080T LFF-1873760

EXLR DAKOTA 353G WULF'S COUNT DOWN 9251C
SPRING CREEKS MATTHEW CANE RIDGE DAPHNE 011D
YK REGENCY 171D MAYS BLACK JET
YKCC SPRING FLING 264Y
EXLR POLLED BENCHMARK709G WULF'S DAWSON 4421D
EXLR EMPRESS 5128J PMDB ALLIANCE
B & L EMPRESS 4145 B & L COMPUTER 2099
B & L EMPRESS 2111

CED	BW	WW	YW	MA	CEM	SC	DOC	CW	RE	YG	MS	\$MI
8	0.8	37	64	25	2	0.1	3	26	.29	.03	.00	41

A Spring Creeks Matthew female by a EXLR Polled Benchmark dam.

LOT 360A—EXLR Prime Star 146W, a 3/25/09 black, polled bull by EXAR Prime Star 70104. BW: 86.

361 | EXLR QUEEN RUTH 8090T

LIM-FLEX COW (25/22.3) DBL PLD DBL BLK
4/25/2007 EXLR 8090T LFF-1873769

ROCKN D AMBUSH 1531 PARAMONT AMBUSH 2172
RODROCK RA AMBUSH M147 MC BLACKCAP BAND OF R D 1
G A R PRECISION 706 GAR PRECISION 1680
G A R EXT 2114
WULFS FANFARE 4055F THAWKS BLACK FRONTIER
EXLR QUEEN RUTH 111M WULFS DELTA DAWN 4055D
QUEEN RUTH 662 4 S BLACKSTONE
BLACKBIRD OF ERDMANN 2924

CED	BW	WW	YW	MA	CEM	SC	DOC	CW	RE	YG	MS	\$MI
9	0.3	48	89	29	3	N/A	N/A	31	-.47	.44	.36	54

This descendant of the Rockn D Ambush bull who traces back to the famed Queen Ruth cow family is nice and productive.

LOT 361A—EXLR SATURN 128W, LFM-1925962 (53%), a 3/14/09 DBL black, DBL polled bull by EXLR Saturn 040S. BW: 70.

362 | EXLR MISS PRINCESS 8092T

PUREBRED COW (100/88.4) DBL PLD DBL BLK
4/26/2007 EXLR 8092T NPF-1873771

COLE FIRST DOWN 46D LKCC TOMAHAWKS TOUCHDOWN
COLE 61M COLE 2155P
COLE 23F COLE BLACK POLL DIVIDEND
COLE 112M
WULF LT. GENERAL 7177L DEATSMANS JUSTICE 079J
RSBH MISS PRINCESS 17P MISS WULFETTE 7177G
RSBH MISS INDEPENDENCE TUBB GOALIE 812G
RSBH MISS DARK I 17E

CED	BW	WW	YW	MA	CEM	SC	DOC	CW	RE	YG	MS	\$MI
5	2.8	44	85	15	4	0.5	N/A	15	.52	-.08	.02	45

A really nice addition to anyone's program. This daughter of COLE 61M is really stout.

LOT 362A—EXLR PRIME STAR 112W, LFM-1925493 (50% LF), a 3/6/09 DBL black, DBL polled bull by EXAR Prime Star 7086. BW: 76.

363 | EXLR LISA 8095T

LIM-FLEX COW (50/45.0) PLD BLK
4/16/2007 EXLR 8095T LFF-1873774

ROCKN D AMBUSH 1531 PARAMONT AMBUSH 2172
RODROCK RA AMBUSH M147 MC BLACKCAP BAND OF R D 1
G A R PRECISION 706 GAR PRECISION 1680
G A R EXT 2114
JCL NEW ORLEANS TUBB GRINDER 749D
EXLR LISA N856 JCL MARDI GRAS
LOGAN'S LISA 319L KRMC OUTCROSS 192G
LOGAN HILLS 126F

CED	BW	WW	YW	MA	CEM	SC	DOC	CW	RE	YG	MS	\$MI
13	-0.8	36	73	23	5	N/A	N/A	1	-.22	.12	.38	54

Nice outcross pedigree with this Ambush x JCL New Orleans daughter.

LOT 363A—EXLR Prime Star 156W, a 4/1/09 black, polled bull by EXAR Prime Star 70104. BW: 84.

364 | EXLR EILEEN 8102T

PERCENTAGE COW (81/74.3) DBL PLD BLK
4/10/2007 EXLR 8102T NXF-1874016

EXLR DAKOTA 353G WULF'S COUNT DOWN 9251C
SPRING CREEKS MATTHEW CANE RIDGE DAPHNE 011D
YK REGENCY 171D MAYS BLACK JET
YKCC SPRING FLING 264Y
EXLR RIGHT ON TIME 106J WULF'S COUNT DOWN 9251C
EXLR EILEEN 013M EXLR 516G
EXLR 539H CANE RIDGE MAVERICK 023D
EXR EILEEN 5033

CED	BW	WW	YW	MA	CEM	SC	DOC	CW	RE	YG	MS	\$MI
2	1.6	35	61	29	3	0.5	1	12	.28	-.02	.00	40

The Spring Creeks Matthew bull has worked well at Express.

LOT 364A—EXLR EILEEN 155W, a 4/1/09 black, polled heifer by EXAR Prime Star 70104. BW: 68.



365 | EXLR EMULOUS 8104T

LIM-FLEX COW (37/34.3) DBL PLD DBL BLK
4/18/2007 EXLR 8104T LFF-1874017

H B A R NEW DESIGN 035 BON VIEW NEW DESIGN 1407
EXLR NEW DESIGN N062 P A F LADY PRIMROSE 6565
EXLR SKYLINE LADY 248L WULFS FANFARE 4055F
EXLR LIMITED EDITION 765J EXAR SKYLINE LADY 6083
EXLR MISS EMULOUS 7210L EXLR POLLED BENCHMARK709G
GREENWAY MISSEMULOUS 717 WULFS GLENDA 7021G
PINE DRIVE BIG SKY
GREENWAY MISS EMULOUS7138

CED	BW	WW	YW	MA	CEM	SC	DOC	CW	RE	YG	MS	\$MI
11	-0.8	33	75	23	4	0.2	N/A	7	-38	.17	.24	47

This is a great dam side pedigree. The Miss Emulous cow family has truly made her mark on Angus genetics.

LOT 365A—EXLR EMULOUS 141W, a 3/23/09 black, polled heifer by EXAR Prime Star 70104. BW: 74.

367 | EXLR SPLASH 238R

LIM-FLEX COW (50/50.0) DBL PLD BLK
9/7/2005 EXLR 238R LFF-1827004

BON VIEW NEW DESIGN 1407 ... B/R NEW DESIGN 036
EXAR NEW LOOK 2971 BON VIEW PRIDE 664
N BAR PRIMROSE 2424 EMULATION 31
AUTO CLIFF HANGER 194D PRIMROSE N BAR 9962
EXLR SPLASH 1025N TEXS RANGER PRIMO
AUTO SPLASH 275G YKCC HEART THROB 141W
SOFG SPECIAL K 247B
TEXS STAR GRAND SLAM

CED	BW	WW	YW	MA	CEM	SC	DOC	CW	RE	YG	MS	\$MI
5	2.3	53	108	31	-1	0.4	0	22	.12	.05	.18	52

A really good young female. Check out this birth to yearling spread. Sired by the true performance sire EXAR New Look.

LOT 367A—EXLR SPLASH 070W, LFF-1924880 (65% LF), a 2/18/09 DBL black, DBL polled heifer by EXLR Saturn 040S. BW: 87

369 | AUTO MISS PERCISION 846P

LIM-FLEX COW (50/45.3) DBL PLD HOMO BLK
4/15/2004 AUTO 846P LFF-1754771

GAR PRECISION 1680 TEHAMA BANDO 155
EXAR PRECISION 226 9J9 GAR 856
BROST MISS TRAVELER 703 N BAR EMULATION EXT
TUBB KEYSTONE 773K G T MISS TRAVELER 177
TUBB MISTY 213M WULFS GUARDIAN 5074G
TUBB 077 043K TUBB HERD BULL 776G
EXLR 077H
TUBB HANNAH 8831H

CED	BW	WW	YW	MA	CEM	SC	DOC	CW	RE	YG	MS	\$MI
10	-0.5	33	74	23	3	0.0	N/A	-3	-25	.17	.22	47

A black, polled daughter by EXAR Precision 226.

LOT 369A—EXLR PURE POWER 055W, LFM-1924564 (75% LF), a 2/15/09 DBL black, DBL polled bull by Carrousel's Pure Power. BW: 78.

371 | AUTO MEGAN 291M

PUREBRED COW (100/93.5) DBL PLD BLK
9/19/2002 AUTO 291M NPF-1707465

SLVL BLACK OXEN 190D BLACK OX JR 9119N
AUTO HACKETT 702H MS LADY WLR
TEXS STAR 208Y HARVEST OLYMPUS
WULFS DAWSON 4421D TEXS STAR GLAZE
AUTO DAWN 273K LKCC TOMAHAWKS TOUCHDOWN
CANE RIDGE CASSIE 352D MISS WOLFETTE 4221S
WULFS RAMBLER 8400X
CANE RIDGE TEMPTRESS 404W

CED	BW	WW	YW	MA	CEM	SC	DOC	CW	RE	YG	MS	\$MI
0	3.7	43	77	12	-4	0.2	15	4	.42	-.24	-.08	42

Over time this has been a can't-miss female. A donor female with a great pedigree who should be very recognizable to any Limousin enthusiast.

LOT 371A—EXLR SATURN 129W, NXM-1925963, a 3/15/09 black, polled bull by EXLR Saturn 040S. BW: 90.

366 | EXLR BABY RUTH 8111T

LIM-FLEX COW (50/47.2) PLD BLK
4/11/2007 EXLR 8111T LFF-1895156

ROCKN D AMBUSH 1531 PARAMONT AMBUSH 2172
RODROCK RA AMBUSH M147 MC BLACKCAP BAND OF R D 1
G A R PRECISION 706 GAR PRECISION 1680
G A R EXT 2114
WULF'S COUNT DOWN 9251C LKCC TOMAHAWKS TOUCHDOWN
EXLR 821H MISS WOLFETTE 9051X
MCM BABY RUTH CMH 181A TEXS RANGER PRIMO
GOLDENVIEW SERENA GVC662S

CED	BW	WW	YW	MA	CEM	SC	DOC	CW	RE	YG	MS	\$MI
5	0.5	45	82	30	3	N/A	N/A	16	-.23	.16	.28	52

Nice balance of EPD Profile with this young productive female.

LOT 366A—EXLR BABY RUTH 137W, LFF-1926382 (25% LF), a 3/19/09 DBL black, DBL polled heifer by EXAR Prime Star 70104. BW: 70.

368 | EXLR MAGIC MARY 176R

LIM-FLEX COW (50/45.3) DBL PLD BLK
4/7/2005 EXLR 176R LFF-1797140

BR MIDLAND TWIN VALLEY PRECISION161
EXAR MIDLAND 3913 BR ROYAL LASS 7036-19
BASIN TROJAN ERICA 853K ROCKN D AMBUSH 1531
EXLR DAKOTA 353G BASIN TROJAN ERICA 3388
EXLR MAGIC MARY 900N WULF'S COUNT DOWN 9251C
LOGAN'S MAGIC MARY CANE RIDGE DAPHNE 011D
HARVEST OLYMPUS
MOSR MAGIC TOUCH 122A

CED	BW	WW	YW	MA	CEM	SC	DOC	CW	RE	YG	MS	\$MI
3	4.0	60	109	22	1	0.3	N/A	27	.06	.06	.16	53

Sired by a son of the record-setting \$202,000 BR Midland. Don't overlook the yearling EPD profile.

LOT 368A—EXLR MARY 058W, LFF-1924567 (75% LF), a 2/16/09 DBL black, DBL polled heifer by Carrousel's Pure Power. BW: 88.

370 | EXLR ROYALTY 283M

LIM-FLEX COW (37/33.9) PLD DBL BLK
10/8/2002 EXLR 283M LFF-1703590

CONNELLY FRONTLINE CONNELLY DATELINE
LEACHMAN DIAMONDBACK PLEASANT POLL OF CONANGA
LEACHMAN BLACKBIRD 5016 PARAMONT AMBUSH 2172
LEACHMAN BLACKBIRD 3061
KRMCC BLACK LEGACY 917B NICO POLLED LEGACY
EXLR 505G HOLJO 103
KHLR M11A ARATORS RED I ROYALTY 2U
FOUNDATION COW

CED	BW	WW	YW	MA	CEM	SC	DOC	CW	RE	YG	MS	\$MI
7	-1.8	40	75	18	-2	0.1	N/A	16	-.08	.16	.13	45

Truly a nice outcross pedigree. This Leachman Diamondback female is powerful and stout.

LOT 370A—EXLR PURE POWER 044W, LFM-1924553 (68% LF), a 2/10/09 DBL black, DBL polled bull by Carrousel's Pure Power. BW: 76.

372 | EXLR 583F

PERCENTAGE COW (75/66.9) DBL PLD BLK
10/12/1996 EXLR 583F NXF-1365556

LKCC BLACK LOTO 1079W LKCC BLACK NUGGET 906U
LKCC EXPRESSWAY 193C LKCC SMITH CATTLE 755S
LKCC SMITH CATTLE 532P LKCC MISSOURI
LKCC SMITH 105L
SIR LIMOLYN REGENTCLF655U SIR LIMOLYN REGENTCLF306R
GADD 212 P
BLACKLADY GRE 16B FOUNDATION SIRE
FOUNDATION DAM FOUNDATION DAM


CED	BW	WW	YW	MA	CEM	SC	DOC	CW	RE	YG	MS	\$MI
12	-1.8	18	36	17	1	0.1	N/A	-8	.3	-.10	.14	41

A foundation donor. EXLR 583F made her mark at Express by producing many sale features.

LOT 372A—EXLR REVIEW 150W, a 3/28/09 black, polled bull by EXLR Review 273R. BW: 78.



LIMOUSIN *Fall Bred Heifers*



CARROUSEL'S PURE POWER

Sire of Lots 373 & 374.



MAGS REMOTE

Sire of Lot 378.

373 | EXLR LUVLY 183T

PUREBRED COW (100/92.4) DBL PLD BLK
8/1/2007 EXLR 183T NPF-1886335

GPFF BLAQUE RULON BLACK DIAMOND
CARROUSELS PURE POWER QUAIL RUN RAMONA BP
TUBB FIRST CLASS 666F WULFS RAMBLER 8400X
WULFS DAWSON 4421D TUBB MISS P UPDATE 089Y
EXLR LUVLY 084F LKCC TOMAHAWKS TOUCHDOWN
AMBL LUVLY 340Y MISS WOLFETTE 4221S
TEXS RANGER TED
TEXS STAR LUV

CED	BW	WW	YW	MA	CEM	SC	DOC	CW	RE	YG	MS	\$MI
6	4.0	59	102	17	2	0.3	7	36	.78	-.09	-.08	45

Bred to Circle S Retail Product 6411 (AAA-15734932) from 11/3/08 to 1/30/09. Due Approx. 8/26/09. Checked Safe.

These are sure to be sale features. No other cow has done as much for Express than the matriarch EXLR Luvly 084F, along with that, her sire Pure Power has proved he is the sire of all sires. He combines performance and phenotype like no other.

375 | EXLR COUNTESS Z 194T

PUREBRED COW (87/80.2) DBL PLD RED
8/11/2007 EXLR 194T NPF-1894637

GPFF BLAQUE RULON BLACK DIAMOND
CARROUSELS PEAK POWER QUAIL RUN RAMONA BP
HC CHERISH HC POLLED MANHATTAN
EXLR POLLED BENCHMARK709G HACO MISTY MORNING
EXLR COUNTESS 119L WULFS DAWSON 4421D
EXLR 581G PMDB ALLIANCE
WK COUNTESS 3130
CANE RIDGE MAVERICK 023D

CED	BW	WW	YW	MA	CEM	SC	DOC	CW	RE	YG	MS	\$MI
9	-0.6	36	66	21	-1	0.6	12	13	.68	-.12	-.11	38

Bred to Circle S Retail Product 6411 (AAA-15734932) from 11/3/08 to 1/30/09. Due Approx. 10/15/09. Checked Safe.

This daughter by the calving-ease sire Peak Power was produced by the former show winner EXLR Countess 119L who was successfully companied by Zach Weldon.

377 | TYEJ KALLI 531T

LIM-FLEX COW (43/40.6) DBL PLD DBL BLK
10/8/2007 TYEJ 531T LFF-1903067

D H D TRAVELER 6807 Q A S TRAVELER 23-4
RITO 616 OF 4B20 6807 BEMINDFUL MAID DHD 0807
RITA 4B20 OF OFB1 TEHAMA BANDO 155
EXLR POLLED BENCHMARK709G RITA OFB1 OF 5H11FULLBACK
EF KALLI 277K WULFS DAWSON 4421D
DSUL FIRST LADY 277H PMDB ALLIANCE
CHAZ FIRST CHOICE 6004F
DSUL SULLIVAN'S MARIA

CED	BW	WW	YW	MA	CEM	SC	DOC	CW	RE	YG	MS	\$MI
12	-1.4	42	87	23	2	0.1	17	16	-.18	.24	.13	46

Bred to Circle S Retail Product 6411 (AAA-15734932) from 11/3/08 to 1/30/09. Due Approx. 10/15/09. Checked Safe.

This is a direct daughter of the Angus sire 616 and EF Kalli 277K is a phenomenal daughter of EXLR Polled Benchmark.

374 | EXLR LUVLY 201T

PUREBRED COW (100/92.4) DBL PLD BLK
8/17/2007 EXLR 201T NPF-1892709

GPFF BLAQUE RULON BLACK DIAMOND
CARROUSELS PURE POWER QUAIL RUN RAMONA BP
TUBB FIRST CLASS 666F WULFS RAMBLER 8400X
WULFS DAWSON 4421D TUBB MISS P UPDATE 089Y
EXLR LUVLY 084F LKCC TOMAHAWKS TOUCHDOWN
AMBL LUVLY 340Y MISS WOLFETTE 4221S
TEXS RANGER TED
TEXS STAR LUV

CED	BW	WW	YW	MA	CEM	SC	DOC	CW	RE	YG	MS	\$MI
6	4.3	61	103	17	2	0.4	7	47	.92	-.07	-.11	45

Bred to Circle S Retail Product 6411 (AAA-15734932) from 11/3/08 to 1/30/09. Due Approx. 9/15/09. Checked Safe.

Like her full sister 183T, this daughter of 084F has everything needed to be a major donor prospect for anyone. Full sisters to this Lot have made a major impact in the Limousin breed.

376 | EXLR MYRA 255T

PUREBRED COW (100/87.8) DBL PLD DBL BLK
9/27/2007 EXLR 255T NPF-1894674

GPFF BLAQUE RULON BLACK DIAMOND
CARROUSELS PEAK POWER QUAIL RUN RAMONA BP
HC CHERISH HC POLLED MANHATTAN
ANDERS JAG HACO MISTY MORNING
GPF EXTRA BLAQUE MYRA GREENWOODPOLLED455ROCKET
GPF EXTRA SWEET ELITE ANDERS GEMINI
HC EXTRAORDINARY HCR 61X
LKCC TOMAHAWKS TOUCHDOWN

CED	BW	WW	YW	MA	CEM	SC	DOC	CW	RE	YG	MS	\$MI
-2	4.3	51	86	19	-4	0.7	8	8	.70	-.17	-.13	42

Bred to Circle S Retail Product 6411 (AAA-15734932) from 11/3/08 to 1/30/09. Due Approx. 8/16/09. Checked Safe.

EXLR Myra 255T was produced by the elite donor Extra Black Myra who herself is a great female by the outcross Anders Jag.

378 | EXLR ELBA 714T

LIM-FLEX COW (62/56.0) DBL PLD DBL BLK
3/11/2007 EXLR 714T LFF-1870880

JCL LODESTAR 27L HUNTS HI-LITER 245G
MAGS REMOTE LOGAN'S CHERLEADER 280G
MAGS 13M MAGS JUMANJI
WULFS FANFARE 4055F WK QUEEN LASSIE 0332
EXLR ELBA 138M THAWKS BLACK FRONTIER
EXAR ELBA 521 WULFS DELTA DAWN 4055D
B & L ELBA 7253
EXAR FULLBACK 5034

CED	BW	WW	YW	MA	CEM	SC	DOC	CW	RE	YG	MS	\$MI
16	-1.8	39	79	29	7	0.6	15	18	-.24	.19	.13	45

Bred to Circle S Retail Product 6411 (AAA-15734932) from 11/3/08 to 1/30/09. Due Approx. 10/05/09. Checked Safe.

Sired by MAGS Remote, this female traces back to the famed Elba cow family. She is stout-made and fancy.



379

EXLR ALLIANCE 7199T

LIM-FLEX COW (50/46.0) DBL PLD DBL BLK
8/22/2007 EXLR 7199T LFF-1883741

BON VIEW NEW DESIGN 1407 ... B/R NEW DESIGN 036
EXAR 263C BON VIEW PRIDE 664
EXAR JUNE C 3577 BR MIDLAND
PAF 9611 616 1161
WULFS GUARDIAN 5074G WULFS RAMBLER 8400X
EXLR 7187K WULFS EXAMPLE 5074E
EXLR ALLIANCE 290F WULFS DAWSON 4421D
PMDB ALLIANCE

CED	BW	WW	YW	MA	CEM	SC	DOC	CW	RE	YG	MS	\$MI
12	-1.6	48	98	30	3	N/A	N/A	30	.12	.23	.28	53

Bred to Circle S Retail Product 6411 (AAA-15734932) from 11/3/08 to 1/30/09. Due Approx. 10/05/09. Checked Safe.

EXLR Alliance 7199T is by the total performance Angus sire EXAR 263C. This female's grandam was a past show champion. Check out her Birth to Yearling EPD spread.



EXAR 263C

Sire of Lot 379.

380

EXLR AUTUMN 7209T

LIM-FLEX COW (50/46.9) DBL PLD DBL BLK
8/30/2007 EXLR 7209T LFF-1883751

BON VIEW NEW DESIGN 1407 ... B/R NEW DESIGN 036
EXAR NEW LOOK 2971 BON VIEW PRIDE 664
N BAR PRIMROSE 2424 EMULATION 31
PRIMROSE N BAR 9962
WULFS RAMBLER 8400X POLLED PACK LEADER 1182U
T TRI PURECHO 100K
AUTO AUTUMN 1434E WLCC TURBO
MFDY YOUNG MIRANDA 422Y ... WLCC SABLE

CED	BW	WW	YW	MA	CEM	SC	DOC	CW	RE	YG	MS	\$MI
6	1.4	45	92	23	3	0.1	-1	18	.04	.08	.11	47

Bred to Circle S Retail Product 6411 (AAA-15734932) from 11/3/08 to 1/30/09. Due Approx. 9/15/09. Checked Safe.

This female is by EXAR New Look 2971 and was produced by the Wulf's Rambler dam AUTO Autumn 1434E. Nice EPD spread.



EXAR NEW LOOK 2971

Sire of Lot 380.

381

EXLR BABY RUTH 7210T

LIM-FLEX COW (50/47.2) DBL PLD DBL BLK
8/30/2007 EXLR 7210T LFF-1883752

EXAR SUDDEN IMPACT 1537 ... NORTHERN IMPROVEMENT 4480
EXAR PIT BOSS 409 B L R BLUSHING PRIDE 9097
WK WINNIE 7305 KRUGERRANDS MONEYLINE
WULF'S COUNT DOWN 9251C ... LKCC TOMAHAWKS TOUCHDOWN
EXLR 811H MISS WOLFETTE 9051X
MCM BABY RUTH CMH 181A ... TEXS RANGER PRIMO
GOLDENVIEW SERENA GVC662S

CED	BW	WW	YW	MA	CEM	SC	DOC	CW	RE	YG	MS	\$MI
7	-1.0	38	77	28	4	N/A	N/A	-11	-.47	.16	.02	41

Bred to Circle S Retail Product 6411 (AAA-15734932) from 11/3/08 to 1/30/09. Due Approx. 9/05/09. Checked Safe.

This Lim-Flex female is by the dominant phenotype sire EXAR Pit Boss. The Baby Ruth cow family has certainly made her mark at Express.



EXAR PIT BOSS 409

Sire of Lot 381.

382

EXLR SUNNYSLOPE 7262T

PERCENTAGE COW (75/68.3) DBL PLD DBL BLK
9/25/2007 EXLR 7262T NXF-1883796

JCL LODESTAR 27L HUNTS HI-LITER 245G
LEWIS RILIAN 384R LOGAN'S CHEERLEADER 280G
LEWIS MISS ALEXIS 384D BLACK INNOVATOR
LLFM 221Y
LKCC EXPRESSWAY 193C LKCC BLACK LOTO 1079W
EXLR 5128G LKCC SMITH CATTLE 532P
B1 OF SUNNYSLOPE PDC B1 GOLDENVIEW UPLANDS
FOUNDATION DAM

CED	BW	WW	YW	MA	CEM	SC	DOC	CW	RE	YG	MS	\$MI
10	0.8	52	95	22	3	0.3	10	29	.36	-.01	.07	48

Bred to Circle S Retail Product 6411 (AAA-15734932) from 11/3/08 to 1/30/09. Due Approx. 9/15/09. Checked Safe.

This female is by Lewis Rilian 384R and produced by an Expressway dam that has produced man sale features.

383

EXLR ANNIE 8300T

PUREBRED COW (100/90.1) PLD DBL BLK
10/1/2007 EXLR 8300T NPF-1899288

COLE WULF HUNT COLE FIRST DOWN 46D
WULFS MARCELLO 0145M COLE CATALINA 3309C
WULFS KAMILLE 0145K WULFS RAMBLER 8400X
MISS WOLFETTE 3045C
EXLR POLLED RESOLVE 175G ... KRMC BLACK LEGACY 917B
EXLR ANNIE 080J LKCC SMITH CATTLE 110C
TRAK EXLR ANNIE JCL BLACK OUT
YKCC NATALIE 223B

CED	BW	WW	YW	MA	CEM	SC	DOC	CW	RE	YG	MS	\$MI
6	2.1	44	84	32	-1	0.5	11	41	.88	-.15	-.03	43

Bred to Circle S Retail Product 6411 (AAA-15734932) from 11/3/08 to 1/30/09. Due Approx. 9/15/09. Checked Safe.

Sired by Wulf's Marcello 0145M and produced by EXLR Annie 080J who herself was a past sale feature as well as a class contentious show heifer.



The matriarch of Express Ranches!

384 | EXLR REBECA 8453U

LIM-FLEX COW (75/64.9) DBL PLD DBL BLK
3/2/2008 EXLR 8453U LFF-1911758

GPFF BLAQUE RULON BLACK DIAMOND
LESF ASPHALT 9N QUAIL RUN RAMONA BP
GPFF EXTRA SWEET ELITE..... LKCC TOMAHAWKS TOUCHDOWN
NORTHERN IMPROVEMENT 4480 TC STOCKMAN 365 **Act. BW**
EXLR REBECA 728M BLACKCAP OF RR 5367 86
EXLR REBECA 306J WULFS GUARDIAN 5074G **Adj. WW**
LVLS REBECA 550

CED	BW	WW	YW	MA	CEM	SC	DOC	CW	RE	YG	MS	\$MI
2	1.0	32	69	19	-3	0.4	15	-10	-.04	-.01	.01	40

Breeding Info Available Sale Day.

A really nice heifer tracing Sale back to LVLS Rebeca. Need we say more?

385 | EXLR REBECCA 8480U

PUREBRED COW (100/88.8) DBL PLD RED
3/19/2008 EXLR 8480U NPF-1911622

GPFF BLAQUE RULON BLACK DIAMOND
CARROUSELS PURE POWER QUAIL RUN RAMONA BP
TUBB FIRST CLASS 666F WULFS RAMBLER 8400X
WULFS GUARDIAN 5074G TUBB MISS P UPDATE 089Y
EXLR REBECA 734M WULFS RAMBLER 8400X **Act. BW**
EXLR REBECA 140K WULFS EXAMPLE 5074E 89
GPF SMOKIN-JO **Adj. WW**
LVLS REBECA 557

CED	BW	WW	YW	MA	CEM	SC	DOC	CW	RE	YG	MS	\$MI
6	2.2	46	85	15	1	0.6	11	11	.58	-.12	-.12	40

Breeding Info Available Sale Day.

Over time Carrousel's Pure Power has produced the type of cattle that work in all faces of the cattle industry. This female is no exception.

386 | EXLR LORALI 8533U

PUREBRED COW (90/84.1) DBL PLD BLK
4/5/2008 EXLR 8533U NPF-1911663

CARROUSELS PURE POWER. GPFF BLAQUE RULON
EXLR SATURN 040S TUBB FIRST CLASS 666F
EXLR BAMBÌ 787M. EXLR RIGHT ON TIME 106J
AUTO HACKETT 702H EXLR BAMBÌ 001K **Act. BW**
AUTO LORALI 231L SLVL BLACK OXEN 190D 90
EXLR LUVLY 087F TEXS STAR 208Y **Adj. WW**
AMBL LUVLY 340Y 620

CED	BW	WW	YW	MA	CEM	SC	DOC	CW	RE	YG	MS	\$MI
4	3.0	49	85	25	0	0.4	N/A	25	.6	-.12	-.04	44

Breeding Info Available Sale Day.

We are excited about the future of the EXLR Saturn-sired cattle. This is one of the first to sell.

387 | EXLR VELVET ROSE 8553U

PUREBRED COW (90/82.5) PLD BLK
4/8/2008 EXLR 8553U NPF-1911682

CARROUSELS PURE POWER. GPFF BLAQUE RULON
EXLR SATURN 040S TUBB FIRST CLASS 666F
EXLR BAMBÌ 787M. EXLR RIGHT ON TIME 106J
EXLR RESOLUTION 129J EXLR BAMBÌ 001K **Act. BW**
EXLR VELVET ROSE 7155L KRMC BLACK LEGACY 917B 90
EXLR 133H LKCC SMITH CATTLE 110C **Adj. WW**
YKCC VELVET ROSE 338C 559

CED	BW	WW	YW	MA	CEM	SC	DOC	CW	RE	YG	MS	\$MI
5	2.3	37	68	29	0	0.8	N/A	25	.53	-.05	-.01	41

Breeding Info Available Sale Day.

A really nice-patterned heifer by the reigning National Western Grand Champion bull EXLR Saturn 040S.

388 | EXLR MARTHA 056U

LIM-FLEX COW (68/61.0) DBL PLD DBL BLK
2/19/2008 EXLR 056U LFF-1898151

EXLR POLLED RESOLVE 175G ... KRMC BLACK LEGACY 917B
EXLR EXCELLANTE 251L LKCC SMITH CATTLE 110C
EXLR 199H WULFS FANFARE 4055F
COLE 61M EXLR 558F **Act. BW**
EXLR MARTHA 701S COLE FIRST DOWN 46D 76
W D MARTHA 3732 COLE 23F **Adj. WW**
ANKONIAN BOLD RULER A5208 476
DUNTHORPE MARTHA 689

CED	BW	WW	YW	MA	CEM	SC	DOC	CW	RE	YG	MS	\$MI
7	-1.2	26	55	26	0	1.0	19	34	-.11	.19	.24	45

Breeding Info Available Sale Day.

Sired by EXLR Excellante 251L, this heifer is super in length and depth and super profiling.

389 | EXLR MAGIC MADE 143U

LIM-FLEX COW (50/44.3) DBL PLD BLK
3/24/2008 EXLR 143U LFF-1902350

EXAR NEW LOOK 2971 BON VIEW NEW DESIGN 1407
EXLR NEW LOOK 6531 N BAR PRIMROSE 2424
EXAR ROSE 308 LEACHMAN DIAMONDBACK
CARROUSELS PURE POWER. REVOLUTION ROSE OF RR0910 **Act. BW**
EXLR MAGIC MADE 7148S GPFF BLAQUE RULON 68
LOGAN'S MAGIC MADE 151G.... TUBB FIRST CLASS 666F **Adj. WW**
SF POLLED RIDGEWAY 61C 572
MOSR MAGIC TOUCH 122A

CED	BW	WW	YW	MA	CEM	SC	DOC	CW	RE	YG	MS	\$MI
7	-1.4	35	78	22	3	N/A	N/A	14	-.02	.11	.15	45

Breeding Info Available Sale Day.

A real nice heifer by EXAR New Look 6531 and produced by a super Pure Power cow.



390 | EXLR MISS COUNTESS 163U

PUREBRED COW (100/91.2) DBL PLD RED
4/20/2008 EXLR 163U NPF-1902359

GPFF BLAQUE RULON BLACK DIAMOND
CARROUSELS PURE POWER QUAIL RUN RAMONA BP
TUBB FIRST CLASS 666F WULFS RAMBLER 8400X
JCL LODESTAR 27L HUNTS HI-LITER 245G **Act. BW**
COYH BP 2S 460P LOGAN'S CHEERLEADER 280G 70
COYH MISS COUNTESS 879H WULF'S COUNT DOWN 9251C **Adj. WW**
DBRO LASS 445Y 661

CED	BW	WW	YW	MA	CEM	SC	DOC	CW	RE	YG	MS	\$MI
12	0.9	56	97	20	6	0.9	10	34	.57	.02	-.05	45

Breeding Info Available Sale Day.

Don't overlook the EPD profile. Nice EPD spread from Birth to Yearling combined with a nice phenotype, this heifer is really nice.

392 | EXLR MARTHA 732U

PERCENTAGE COW (81/72.4) DBL PLD DBL BLK
4/17/2008 EXLR 732U NXF-1899968

EXLR POLLED RESOLVE 175G ... KRMC BLACK LEGACY 917B
EXLR EXCELLANTE 251L LKCC SMITH CATTLE 110C
EXLR 199H WULFS FANFARE 4055F
COLE MAELSTROM 38M COLE FIRST DOWN 46D **Act. BW**
EXLR MARTHA 036R COLE 92G 65
EXLR MARTHA 161M WULFS FANFARE 4055F **Adj. WW**
W D MARTHA 3732 679

CED	BW	WW	YW	MA	CEM	SC	DOC	CW	RE	YG	MS	\$MI
12	-1.3	41	71	38	2	1.2	21	13	-.12	.04	.11	46

Breeding Info Available Sale Day.

Sired by the HOMO black, HOMO polled syndicated sire EXLR Excellante 251L.

394 | EXLR EMMA 8465U

LIM-FLEX COW (75/66.9) DBL PLD DBL BLK
3/14/2008 EXLR 8465U LFF-1913882

GPFF BLAQUE RULON BLACK DIAMOND
LESF ASPHALT 9N QUAIL RUN RAMONA BP
GPFF EXTRA SWEET ELITE LKCC TOMAHAWKS TOUCHDOWN
WULFS CHANCELLOR 0210C WULF'S CHALLENGER 6044Y **Act. BW**
EXLR 5103H MISS WOLFETTE 0210Y 108
SUMMITCREST EMMA 368Z HOFF PROTOTYPE S C 357 **Adj. WW**
SUMMITCREST EMMA 346W 555

CED	BW	WW	YW	MA	CEM	SC	DOC	CW	RE	YG	MS	\$MI
-4	6.0	41	80	18	-6	0.5	9	-2	.00	.04	-.01	42

Breeding Info Available Sale Day.

Sired by Asphalt N9 and produced by an awesome halfblood Lim-Flex cow.

391 | EXLR DREAM GIRL 169U

LIM-FLEX COW (50/44.6) DBL PLD DBL BLK
4/25/2008 EXLR 169U LFF-1902364

EXAR NEW LOOK 2971 BON VIEW NEW DESIGN 1407
EXAR NEW LOOK 6795 N BAR PRIMROSE 2424
EXAR BLACKCAP LADY 3717 BR MIDLAND
CARROUSELS LEGEND BASIN BLACKCAP LADY 866K **Act. BW**
EXLR DREAM GIRL 409R COLE FIRST DOWN 46D 66
EXLR DREAM GIRL M801 COLE CATALINA 3309C **Adj. WW**
EXLR DAKOTA 353G 561
DVFC DREAM GIRL 919D

CED	BW	WW	YW	MA	CEM	SC	DOC	CW	RE	YG	MS	\$MI
11	-3.5	32	76	28	3	N/A	N/A	16	-.05	.25	.16	44

Breeding Info Available Sale Day.

Sired by EXAR New Look 6795 and produced by EXLR Dream Girl 409R, a popular daughter of Carrousel's Legend.

393 | EXLR LIM-FLEX 8455U

PUREBRED COW (87/77.2) DBL PLD DBL BLK
3/4/2008 EXLR 8455U NPF-1911607

COLE FIRST DOWN 46D LKCC TOMAHAWKS TOUCHDOWN
RADS BLACK PRODIGY COLE 2155P
RADS POLL BLACK POWDER I ... NMCC POLLED BLACK POWDER
EXLR RIGHT ON TIME 106J PERF 670U **Act. BW**
EXLR LIM-FLEX 75 779 M WULF'S COUNT DOWN 9251C 101
EXLR BLACKBIRD EMMA 189K ... EXLR 516G **Adj. WW**
EXLR POLLED RESOLVE 175G 523
EXLR 521G

CED	BW	WW	YW	MA	CEM	SC	DOC	CW	RE	YG	MS	\$MI
3	2.9	37	71	27	-1	0.4	18	12	.27	-.08	.04	43

Breeding Info Available Sale Day.

This Black Prodigy daughter has a great dam. EXLR Lim-Flex 779M has done a nice job at Express.

395 | EXLR HEIRESS 8466U

PERCENTAGE COW (81/74.3) DBL PLD DBL BLK
3/14/2008 EXLR 8466U NXF-1911612

EXLR POLLED RESOLVE 175G ... KRMC BLACK LEGACY 917B
EXLR EXCELLANTE 251L LKCC SMITH CATTLE 110C
EXLR 199H WULFS FANFARE 4055F
EXLR LIMITED EDITION 765J EXLR 558F **Act. BW**
EXLR HEIRESS 7131L EXLR POLLED BENCHMARK709G 76
EXLR 545J WULFS GLENDA 7021G **Adj. WW**
WULFS CHANCELLOR 0210C 497
SUMMITCREST HEIRESS 1A00

CED	BW	WW	YW	MA	CEM	SC	DOC	CW	RE	YG	MS	\$MI
11	-0.9	32	61	32	-1	0.8	20	22	.07	.09	.09	42

Breeding Info Available Sale Day.

This should be a nice addition to anyone's program. Sired by the syndicated bull EXLR Excellante 251L.





396 | EXLR EMMA 8469U

PUREBRED COW (87/78.8) PLD DBL BLK
3/16/2008 EXLR 8469U NPF-1911615

GPFF BLAQUE RULON BLACK DIAMOND
CARROUSELS PEAK POWER QUAIL RUN RAMONA BP
HC CHERISH..... HC POLLED MANHATTAN
HACO MISTY MORNING
LVLS SECRET WEAPON 4408K... LVLS FARMER 4G **Act. BW**
102
EXLR EMMA 759R WULFS 408H **Adj. WW**
614
EXLR 5103H..... WULFS CHANCELLOR 0210C
SUMMITCREST EMMA 368Z

CED	BW	WW	YW	MA	CEM	SC	DOC	CW	RE	YG	MS	\$MI
-1	5.5	56	95	26	0	0.7	15	21	.56	-.05	-.04	46

Breeding Info Available Sale Day.

Carrousel's Peak Power daughters continue to impress us with their style and balance.

398 | EXLR MISS FUTURE 8492U

LIM-FLEX COW (68/61.7) DBL PLD DBL BLK
3/24/2008 EXLR 8492U LFF-1911630

EXLR POLLED RESOLVE 175G... KRMC BLACK LEGACY 917B
EXLR EXCELLANTE 251L LKCC SMITH CATTLE 110C
EXLR 199H..... WULFS FANFARE 4055F
EXLR 558F
EXLR DAKOTA 353G..... WULF'S COUNT DOWN 9251C **Act. BW**
70
EXLR MISS FUTURE 7256L CANE RIDGE DAPHNE 011D **Adj. WW**
579
C&C MISS FUTURE 3070..... WK FUTURE
OSU LADY NEW TREND 814

CED	BW	WW	YW	MA	CEM	SC	DOC	CW	RE	YG	MS	\$MI
9	0.1	43	75	28	-1	1.0	14	34	.00	.18	.05	43

Breeding Info Available Sale Day.

This mating has worked well—EXLR Excellante 251L on EXLR Dakota 353G daughters.

400 | EXLR BLUE J 8510U

LIM-FLEX COW (50/46.2) HOMO PLD DBL BLK
4/1/2008 EXLR 8510U LFF-1911759

ROCKN D AMBUSH 1531..... PARAMONT AMBUSH 2172
RODROCK RA AMBUSH M147 MC BLACKCAP BAND OF R D 1
G A R PRECISION 706..... GAR PRECISION 1680
G A R EXT 2114
TNUH BLUE PRINT 245H..... WADDLES COBALT 3106 **Act. BW**
98
EF BLUE J 352R TNUH MISS C245 **Adj. WW**
607
EXLR 231J..... WULFS GUARDIAN 5074G
EXLR LUVLY 081F

CED	BW	WW	YW	MA	CEM	SC	DOC	CW	RE	YG	MS	\$MI
5	2.4	50	94	24	1	N/A	N/A	18	.00	.17	.25	53

Breeding Info Available Sale Day.

Sired by a son of Rockn D Ambush and produced by a TNUH Blue Print cow.

402 | EXLR PRIDEMERE 8526U

PERCENTAGE COW (81/73.4) PLD DBL BLK
4/4/2008 EXLR 8526U NXF-1911659

GPFF BLAQUE RULON BLACK DIAMOND
CARROUSELS PURE POWER QUAIL RUN RAMONA BP
TUBB FIRST CLASS 666F..... WULFS RAMBLER 8400X
TUBB MISS P UPDATE 089Y
EXLR INTRIGUE 4166K..... EXLR INTRIGUE 361G **Act. BW**
90
EXLR PRIDEMERE 7108N SUMMITCREST QUEEN Y213 **Adj. WW**
565
EXLR PRIDEMERE 224K..... EXLR POLLED BENCHMARK709G
EXLR 570G

CED	BW	WW	YW	MA	CEM	SC	DOC	CW	RE	YG	MS	\$MI
6	1.9	41	73	15	1	0.5	7	26	.49	.02	-.08	39

Breeding Info Available Sale Day.

The EXLR Pridemere family has been very predictable in producing very complete and fault-free cattle.

397 | EXLR LUSTY 8478U

PUREBRED COW (100/89.5) DBL PLD DBL BLK
3/19/2008 EXLR 8478U NPF-1911620

GPFF BLAQUE RULON BLACK DIAMOND
CARROUSELS PURE POWER QUAIL RUN RAMONA BP
TUBB FIRST CLASS 666F..... WULFS RAMBLER 8400X
TUBB MISS P UPDATE 089Y
COLE MONTANA SKY 36M..... ANDERS JAG **Act. BW**
93
EXLR LUSTY 7101R EXLR POLLED BENCHMARK709G **Adj. WW**
551
CARROUSELS LUSTY..... WULFS EMBER 5158E

CED	BW	WW	YW	MA	CEM	SC	DOC	CW	RE	YG	MS	\$MI
4	3.2	42	81	11	2	0.6	5	8	.57	-.10	-.13	39

Breeding Info Available Sale Day.

Carrousel's Pure Power has worked well on our Montana Sky daughters.

399 | EXLR SCARLET 8505U

PUREBRED COW (90/81.5) DBL PLD DBL BLK
3/30/2008 EXLR 8505U NPF-1911641

CARROUSELS PURE POWER..... GPFF BLAQUE RULON
EXLR SATURN 040S TUBB FIRST CLASS 666F
EXLR BAMBI 787M..... EXLR RIGHT ON TIME 106J
EXLR BAMBI 001K
EXLR LIMITED EDITION 765J... EXLR POLLED BENCHMARK709G **Act. BW**
90
EXLR SCARLET 7161N WULFS GLENDA 7021G **Adj. WW**
579
TUBB DEAN 573E..... TYRE DEAN 17B
WMCC MISS SCARLET

CED	BW	WW	YW	MA	CEM	SC	DOC	CW	RE	YG	MS	\$MI
7	1.9	34	65	22	4	0.4	N/A	8	.33	.00	-.01	40

Breeding Info Available Sale Day.

We are so excited about the EXLR Saturn 040S females. Here is your chance to get in on the ground floor of this very popular champion.

401 | EXLR RUBYS 8515U

PUREBRED COW (100/90.2) DBL PLD DBL BLK
4/1/2008 EXLR 8515U NPF-1911649

GPFF BLAQUE RULON BLACK DIAMOND
CARROUSELS PURE POWER QUAIL RUN RAMONA BP
TUBB FIRST CLASS 666F..... WULFS RAMBLER 8400X
TUBB MISS P UPDATE 089Y
DJ GENTLEMAN IN BLACK..... COLE FIRST DOWN 46D **Act. BW**
90
EXLR RUBYS 751N DJ ESSENCE **Adj. WW**
581
EXLR RUBYS 718L..... WULFS GUARDIAN 5074G
EXLR 7107J

CED	BW	WW	YW	MA	CEM	SC	DOC	CW	RE	YG	MS	\$MI
6	3.0	51	91	18	5	0.7	12	26	.73	-.11	-.10	43

Breeding Info Available Sale Day.

Sired by Carrousel's Pure Power, this is a real nice heifer.

403 | EXLR PRIM 8532U

LIM-FLEX COW (75/66.0) DBL PLD DBL BLK
4/5/2008 EXLR 8532U LFF-1911662

GPFF BLAQUE RULON BLACK DIAMOND
CARROUSELS PURE POWER QUAIL RUN RAMONA BP
TUBB FIRST CLASS 666F..... WULFS RAMBLER 8400X
TUBB MISS P UPDATE 089Y
AUTO BLACK DAKOTA 129J..... EXLR DAKOTA 353G **Act. BW**
90
EXLR PRIM 743N DFLC JET SET BPC 34Y **Adj. WW**
590
WARDS PROM 317..... T C DIVIDEND 963
WARDS PRIM 167

CED	BW	WW	YW	MA	CEM	SC	DOC	CW	RE	YG	MS	\$MI
6	1.3	45	84	17	2	0.6	6	30	.32	.14	.02	43

Breeding Info Available Sale Day.

Sired by Carrousel's Pure Power and produced by an AUTO Dakota dam.



404 | EXLR LADY BELO 8554U

PUREBRED COW (100/87.1) DBL PLD DBL BLK
4/8/2008 EXLR 8554U NPF-1911683

GPFF BLAQUE RULON BLACK DIAMOND
CARROUSELS PEAK POWER QUAIL RUN RAMONA BP
HC CHERISH..... HC POLLED MANHATTAN
HACO MISTY MORNING
COLE MAELSTROM 38M COLE FIRST DOWN 46D **Act. BW**
EXLR LADY BELO 714R COLE 92G 92
EXLR 541H WULF'S COUNT DOWN 9251C **Adj. WW**
LADY BELO 234B 678

CED	BW	WW	YW	MA	CEM	SC	DOC	CW	RE	YG	MS	\$MI
2	3.8	52	85	27	1	0.9	15	8	.65	-.15	-.15	41

Breeding Info Available Sale Day.

Nice heifer by Carousel's Peak Power.

405 | EXLR 541H 8580U

LIM-FLEX COW (56/50.9) DBL PLD DBL BLK
4/20/2008 EXLR 8580U LFF-1911700

H B A R NEW DESIGN 035 BON VIEW NEW DESIGN 1407
EXLR NEW DESIGN N062 P A F LADY PRIMROSE 6565
EXLR SKYLINE LADY 248L WULFS FANFARE 4055F
WULF'S COUNT DOWN 9251C ... EXAR SKYLINE LADY 6083 **Act. BW**
EXLR 541H LKCC TOMAHAWKS TOUCHDOWN 90
LADY BELO 234B MISS WOLFETTE 9051X **Adj. WW**
DELTA SIR 319X 575
BELO BK 718V

CED	BW	WW	YW	MA	CEM	SC	DOC	CW	RE	YG	MS	\$MI
8	0.9	42	76	33	4	0.3	N/A	1	-.15	.03	.07	45

Breeding Info Available Sale Day.

Nice pedigree in this daughter of New Design N062.

406 | EXLR BLACKCAP 8623U

LIM-FLEX COW (50/44.9) DBL PLD DBL BLK
5/18/2008 EXLR 8623U LFF-1911746

H B A R NEW DESIGN 035 BON VIEW NEW DESIGN 1407
EXLR NEW DESIGN N062 P A F LADY PRIMROSE 6565
EXLR SKYLINE LADY 248L WULFS FANFARE 4055F
EXAR SKYLINE LADY 6083
EXLR RIGHT ON TIME 106J WULF'S COUNT DOWN 9251C **Act. BW**
EXLR BLACKCAP N035 EXLR 516G 90
EXLR BLACKCAP 7294L EXLR RESOLUTION 129J **Adj. WW**
EXLR 565H

CED	BW	WW	YW	MA	CEM	SC	DOC	CW	RE	YG	MS	\$MI
7	1.4	45	87	38	1	0.6	N/A	16	-.13	.18	.17	48

Breeding Info Available Sale Day.

This female traces back to the very popular EXLR Blackcap family.



407 | EXLR PROMINENT 1023P

LF BULL 43% PLD H BLK 9/5/2004 EXLR 1023P LFM-1794013

GARDENS PRIME TIME R R TRAVELER 5204 **Act. BW**
SUMMITCRESTHIGHPRIME OH29 GREEN GARDEN SUSIE 1246S1 78
SUMMITCREST MISSIE 2F55 FINKS 5522-6148 **Adj. WW**
EXLR POLLED BENCHMARK709G SUMMITCREST MISSIE 1C24 652
EXLR LIBERTY 616L WULFS DAWSON 4421D **Adj. YW**
EXLR 5101G PMDB ALLIANCE 1,258
WULF'S COUNT DOWN 9251C **Adj. SC**
LEHF 821W **Adj. IMF**
Adj. REA
13.0

CED	BW	WW	YW	MA	CEM	SC	DOC	CW	RE	YG	MS	\$MI
11	-0.2	34	80	27	2	-0.4	N/A	-25	-.30	.13	.09	43

Calving-Ease
★★★★

Has seen heavy use at Express Ranches and is the sire of many lots in this sale offering.



LOT 407

408 | RPLF RAMBO 202R

LF BULL 75% DB PLD BLK 5/6/2005 RPLF 202R LFM-1820885

GPFF BLAQUE RULON BLACK DIAMOND **Act. BW**
KRVN NASKAR 013N QUAIL RUN RAMONA BP 85
WL JU JU GAL 149J COLE FIRST DOWN 46D **Adj. WW**
MEADO-WEST KENO 028 CHR GOSSIP GAL 850
MEADO-WEST X202P TKP BODACIOUS 693 **Adj. YW**
MEADO-WEST KISMET 009K RED GIRVINMERE ELNORA 1,293
MEADO-WEST EXPECTATION **Adj. SC**
Adj. IMF
3.61
Adj. REA
15.4

CED	BW	WW	YW	MA	CEM	SC	DOC	CW	RE	YG	MS	\$MI
7	0.3	35	68	23	4	0.7	7	2	.13	.14	.07	42

Calving-Ease
★★★

Has seen heavy use at Express Ranches and the calves look great.



LOT 408



64 Black Angus Replacement Heifers

This outstanding set of heifers are high-volumed, big-boned, feminine and moderate in their make up. They sell Al'd to EXAR 263C, the sire of the high-selling sire group in the Express Ranches 2009 Spring Bull Sale.

This set of fancy heifers should wear a whale of a set of calves!

Lot	Tag Numbers	Price
501	_____	_____
502	_____	_____
503	_____	_____
504	_____	_____
505	_____	_____
506	_____	_____
507	_____	_____
508	_____	_____
509	_____	_____
510	_____	_____
511	_____	_____
512	_____	_____
513	_____	_____



80 Black Angus Replacement Heifers

If you like heifers that have performance and that Angus-cow look, you will like this set of replacement heifers. They sell AI'd to the well-known, fancy, elite calving-ease sire Northern Improvement!

Lot	Tag Numbers	Price
514	_____	_____
515	_____	_____
516	_____	_____
517	_____	_____
518	_____	_____
519	_____	_____
520	_____	_____
521	_____	_____
522	_____	_____
523	_____	_____
524	_____	_____
525	_____	_____
526	_____	_____
527	_____	_____
528	_____	_____
529	_____	_____

COMMERCIAL PAIRS & HEAVY BREDS

Lot	Tag Numbers	Price
551	_____	_____
552	_____	_____
553	_____	_____
554	_____	_____
555	_____	_____



Selling 600+ Head

- 120 Angus Bulls
- 2 Lim-Flex Herd Sire
- 17 Fancy, Angus Show Heifers
- 75 Purebred Angus Spring-Calving Pairs
- 75 Limousin & Lim-Flex Pairs
- 35 Limousin & Lim-Flex Bred Heifers
- 144 Commercial Angus Replacement Heifers
- 25 Commercial Angus Pairs

EXPRESS RANCHES PERSONNEL



Jeff Eckhoff
Angus Division
Manager



Gayle Eckhoff
Angus Records



Cowherd & Production

Jimmie Smith, Emilio Diaz, Darrel Weldon, Mick Douglas, Brent Lynn



Dan Kelley
Show Barn
Assistant Manager



Brian Clark
Sale Cattle
Assistant Manager



Cowherd & Production

Jimmie Smith



Cowherd & Production

J.W. Prince



Miles Shout
Show Cattle
Assistant Manager



Dustin Layton
Marketing
Representative



Cindy Pribil
Partnership Records



Cheryl Meares
Ranch Secretary



Reproduction

Roy Middleton, Manager
Stuart Schultz



Construction

Bryan Brewster, Manager
Trent Brewster, Assistant Construction



Darcy Reheman
Ranch Accountant



Lacey Dale Cully
Marketing Manager



Express North Division

Michelle Vinka
Eric Lynch
Jason Shepard

First-Class Postage • Dated Material • Do Not Delay

EX
ExpressSM
Ranches

2202 N. 11th • Yukon, Oklahoma 73099
www.expressranches.com

